

KUPO GRIP

Lighting and Camera
Support Solutions



KUPO[®]
NEVER LET GO

Kupo Grip was established in 2000 at the dawn of the new millennium. We are now celebrating our 22nd year as a leader in professional lighting and grip equipment for the photo, video and cine market. The success of Kupo Grip is a result of the commitment to those who work behind the scenes in motion pictures, television and photography. We consider you, the image-maker, a partner, integral to our innovative process. We greatly value your experience and listen carefully to both your needs and desires, which inspire us to create better tools to help you do your job with greater ease and efficiency. Kupo has forged its own path in the world of grip by crafting innovative tools with unparalleled quality, sought after and shaped by industry professionals worldwide. To meet these same professionals' needs, we offer numerous patented products including: Quick Release and locking C-Stands, Multi Direction Easy Storage Click Stands, Auto Self-Locking Wind-Up Stands, Lever Lock and Release Devices, Anti-Slip Rosettes Friction Discs, for Max Arms, and Quick-Action Telescopic Hangers. All Kupo products have been painstakingly manufactured so you know you can count on their incredible strength and durability in the harshest of environments. They are so durable, in fact, that they create a history of their own through their many years of service. Moreover, the products reliability is accredited with certificates such as TUV-GS, CE, UL and CUL for several electrical products and the popular Wind-up stand, Clamps, Couplers and safety wire.

When it comes to your vision and your grip equipment, we like to say at **Kupo Grip: Never Let Go!** —









| | |
|-----------|--|
| 01 - 03 | Guide to Symbols & Special Features |
| 04 - 09 | Stand Quick Guide |
| 12-13 | Lightweight & Kit Stand |
| 14 | 2 in 1 & Single Handed Stand |
| 15-18 | Click stand & Snap stand & Bag |
| 19 - 20 | Universal & Baby Kit Stand |
| 21 | J-Type Stands |
| 22 | Floor Stand & Runway Base Stands |
| 23 - 27 | Roller Stands |
| 28 | Steel Baby Stands |
| 29 - 30 | Combo Stands |
| 31 - 32 | Cine Stands & K Stand |
| 33 | Mighty Stands |
| 34 | Tall Stand & Steel Senior Stand |
| 35-39 | Wind-Up Stands & Followspot Stands |
| 40-42 | Jumbo Stands |
| 43-44 | Slider Stand & Universal Track End |
| 45 | 360 Camera Stand & Gimbal Docking Bracket |
| 46 -47 | Monitor Stands & High View Stand |
| 48- 54 | C-Stands |
| 55 - 57 | Grip Heads & Grip Arms |
| 58 | Grip Arm Support & Boomgrip |
| 59 -60 | Flag & Floppy & Flat Frame |
| 61 | Cookie & Dot & Finger Kit |
| 62 - 67 | Overhead Stands & Butterfly Frames & Textile |
| 68 | Casters & Stand Leg Protectors |
| 69- 70 | Big Boom |
| 71 - 74 | Light Boom |
| 75 | Pipe Boom Rig Kit & Center Grip Head |
| 76 | Extension Ear & Column Arm & Camera Mount |
| 77 - 79 | Side Arm & Panel Arm & Offset Arm |
| 80 - 81 | Headers & T-Bar & Stand Extension |
| 82- 86 | Super Viser Clamps & Mini Viser Clamps |
| 87-88 | Wall Spreader & C-Clamp |
| 89 | Chain Clamps & Gaffer Grip |
| 90 | Wall Plates & Mounting Plate & Quick Release Adapter Plate |
| 91- 94 | Super Convi Clamp |
| 95 - 99 | Super Convi Clamp Adapters |
| 100 - 103 | 16mm Male Adapters |
| 104 - 106 | 16mm Female Adapter |
| 107 | 28mm Male Adapters |
| 108- 111 | Swivel Adapters |
| 112 - 115 | Special Adapter |
| 116 - 119 | Screws & Nuts |
| 120 | Speed Wing Nut |
| 121 | GoPro Tripod Mount |
| 122-124 | T-12 Lamp Tube Mount & Twist On Mounting Plate |
| 125-127 | Max Arm & Flex Arm |
| 128 | Hybrid Head & Mini Articulated Arm |

| | |
|-----------|--|
| 129 - 130 | Rock's Arm & Accessories |
| 131 | Vision Arm & Vision Lock |
| 132 - 133 | Midi Ball Head & Camera Bracket |
| 134 - 138 | Super Knuckle & Accessories |
| 139 | Car Window Mount |
| 140 | V-Lock |
| 141 -142 | Super Claw & Arri Rosette |
| 143 - 145 | Gimbal Rod Clamp & Catch Release Clip |
| 146- 155 | Easy Rig & Steadicam Accessories |
| 153 | Camera Cart Extension Accessories |
| 154 - 155 | Follow Focus Unit Accessories |
| 156- 157 | Front Box & Mounting Plate & A.C.Box |
| 158 - 162 | Camera Cradle & Apple Box & Hi Hat Board |
| 163- 167 | A.C.Bag & A.C.Tools |
| 168 - 173 | T-Marker & Gaffa Tape & Cable Tie |
| 174 - 178 | Suction Cups & Car Mount Accessories |
| 179- 180 | Hostess Tray & Car Mount Kit |
| 181 | Ratchet Strap/camera Plate/leveling Base |
| 182 | Camera Wedge Plate & Ball Leveling Head |
| 183 | Camera Leveling Mount |
| 184-186 | Car Mount Accessories |
| 187 - 189 | Cheese Plate & accessories |
| 190- 192 | Mitchell Collar & Nut & Plate & Riser |
| 193 | Mitchell & Elemack Adapter |
| 194 | Mitchell To Bowl Adapter & Accessories |
| 195-196 | Paddle Mount & Step Ladder Mount |
| 197 - 202 | Pipe Clamp & Alu-Magnesium Alloy Slip-on pipe Clamp |
| 203 - 218 | Couplers & Safety Wires |
| 219- 220 | Heavy Duty & Iron Casting Clamp |
| 221-223 | Telescopic Hanger & Accessories |
| 224 | Pole Operated Yoke & Operating Pole |
| 225 - 226 | Electric Chain Hoist |
| 227 - 228 | Chain Hoist Controller |
| 229 - 235 | Kupole & Background Paper Stand Set |
| 236 - 237 | 3-Way & 4-Way Clamps & Accessories |
| 238 - 240 | Foamcore Holder & Spring Clamps |
| 241 | BAGUA Multi Flash Bracket & Folding Flash Bracket Adapters |
| 242 -244 | Tethermate & Accessories |
| 245 | Handheld tripod & Auto Hand Sanitizer |
| 246- 252 | Monitor Mount & Tablet Mount & Projector Mount |
| 253 - 257 | Cap & Ladder & Director Chair & Sands bags |
| 258 -259 | Stand Hangers & C-stand Door Rack & Grip Carts |
| 260 - 261 | Super Joint & Stand Hanger Rack & China Ball |
| 262 - 264 | Digifan & Intercom System |
| 265 - 273 | Croxs Cases & Cable Guards |
| 274 - 289 | K-Lok & Power Box & Powerfit & CEE Form & HB Connector |
| 290 - 295 | Adapters Drawings |
| 296 - 305 | Product Index |

NEVER LET GO



**YOUTUBE
KUPO FACTORY
INTRODUCTION VIDEO**

| | | | |
|---|---------------------------|--|---|
|  | Maximum Height | Minimum Operating Height |  |
|  | Maximum Load | Closed Length |  |
|  | Footprint Diameter | Weight |  |
|  | Stand Top | Suggested Caster (Optional accessory) |  |



Stand Top

All Kupo lighting stands are available with industry standard top fixings of mounting lighthead and lighting accessories.



T

Compact lightweight aluminum stands with 5/8" (16mm) fixing top and 3/8"-16 screw thread.



G

4-1/2" grip head with additional offset 1-1/8" junior receiver (29mm).



A

5/8" (16mm) fixing baby stud.



U

1-1/8" junior receiver (29mm) fixing on stand top.



S

5/8" baby receiver (17.2mm) with detachable 5/8" Baby stud (16mm)



US

1-1/8" junior receiver (29mm) with adapter for 5/8" (16.2mm) baby receiver.



S2

Dual 5/8" baby receiver (17.2mm) with detachable 5/8" baby stud (16mm)



UE

1-1/8" junior receiver (29mm) with ear ring.



J

Japanese type stand comes with I.D. 17.5mm female receiver top attachment.



UW

1-1/8" junior receiver (29mm) with wind bracing bracket.



V

Triple function universal top head with both 1-1/8" junior receiver (29mm) and 5/8" baby receiver (16.2mm). Extra multi direction 5/8" baby stud (16mm).




SW

5/8" baby receiver (17.2mm) with wind bracing bracket and camera bracket.

A FULL RANGE OF LOCKING MECHANISMS

Our stand riser column collars consist of pressure die-cast aluminum for strength and durability, that incorporates ergonomic locking knobs to hold and position the light exactly where it needs to be.





Unique bottom spider casting design means the folded stand can be free-standing.



Selected lightweight aluminum stand with aluminum clamping riser provides good elasticity.



Bottom spider casting with spring cushion to prevent jarring of the lamp filament. For those steel stands labeled with "spring cushion".



The solid aluminum casting knob comes with a stainless steel bolt for lightweight & long-lasting clamping operation.



Bolts and nuts instead of rivets allows for an easy maintenance and tension adjustment.




Steel baby pin stand is welded directly to the top section instead of being pinned.



Double leg struts for extra strength and stability.



Selected stands come with velcro supplied to fasten the legs for better storage and cable management.



Stand leg is equipped with PA66 foot pad to protect both leg and ground.



Innovative compact top head with a multi-directional 16mm (5/8") light stud.



Leveling leg allows stand to remain vertical in certain circumstances.



Ear ring device for wind-bracing kit.



Upper spider casting with hanger pin for storage on the rack.



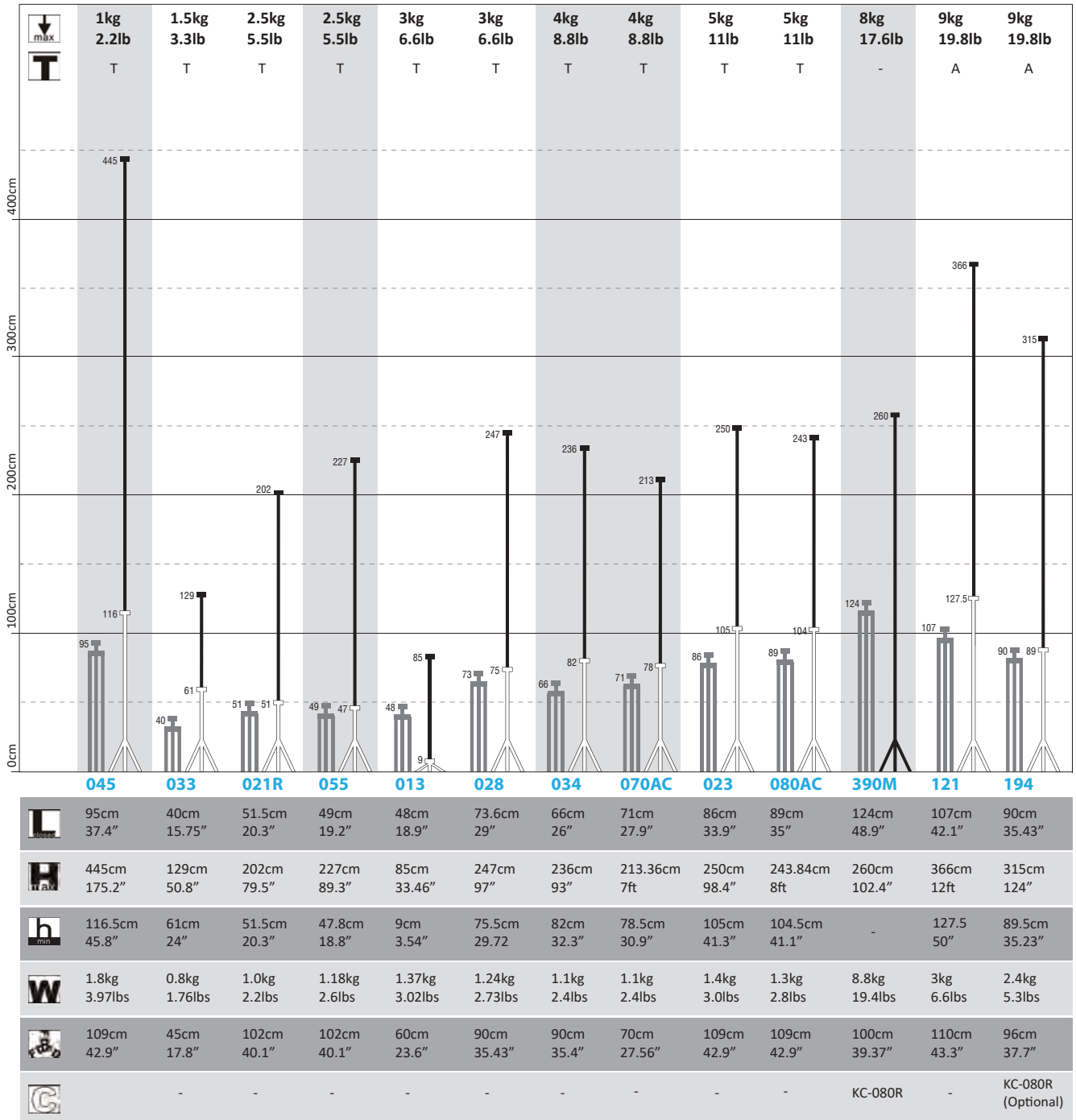
Stainless steel heli-coil insert is equipped inside the aluminum die-cast riser which provides a durable threaded hole.



Embossed end of stud in the aluminum tube with solid pin for a better stand stud mount.

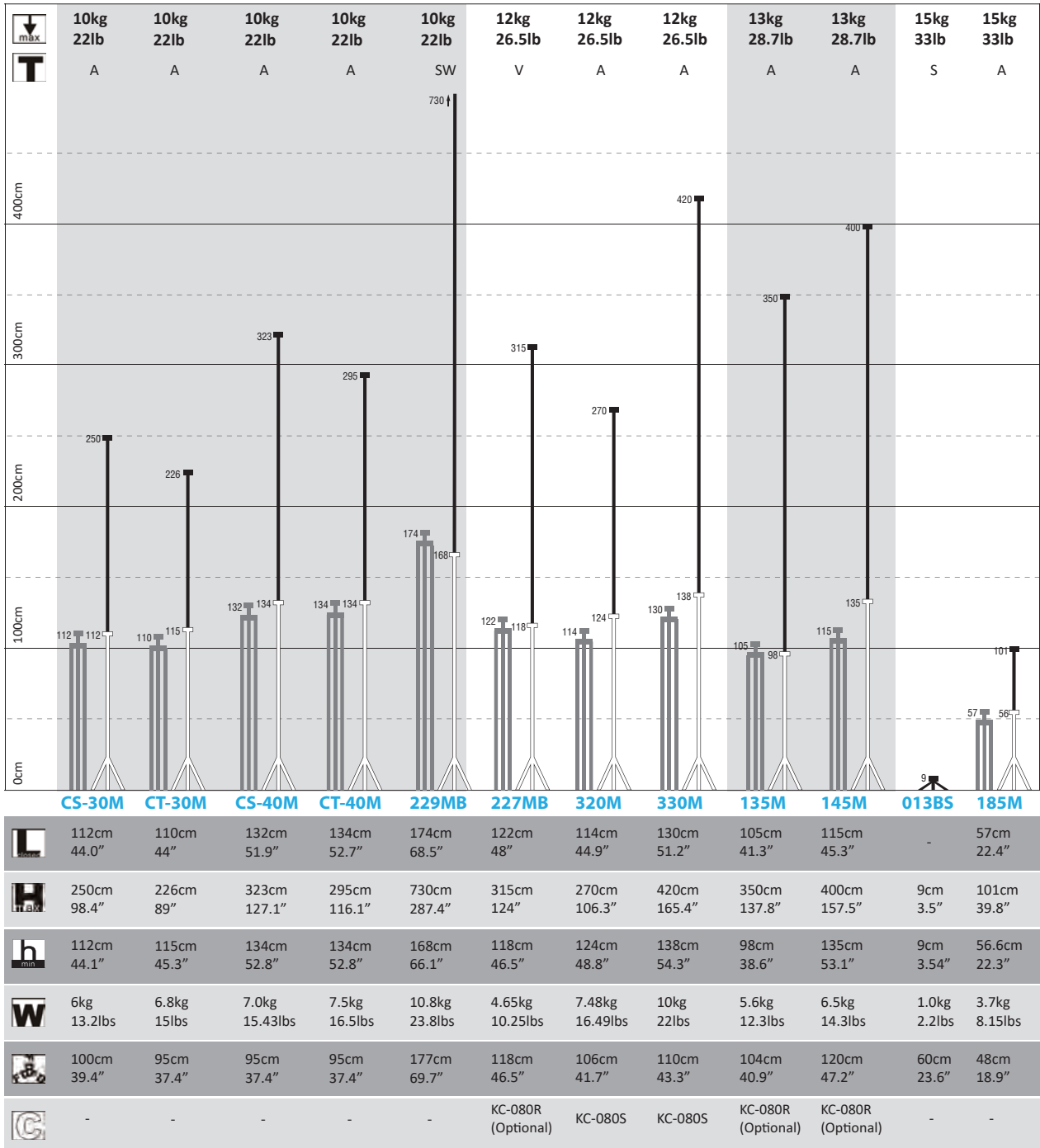


A sizable brake shoe to ensure a much better lock off.



Closed Length
 Maximum Height
 Minimum Operating Height

| 9kg 19.8lb | 9kg 19.8lb | 9kg 19.8lb | 10kg 22lb | 10kg 22lb | 10kg 22lb | 10kg 22lb | 10kg 22lb | 10kg 22lb | 10kg 22lb | 10kg 22lb | 10kg 22lb | 10kg 22lb |
|-----------------------|-----------------------|-----------------------|------------------|-------------------|-----------------------|-----------------|------------------|-------------------|------------------|-------------------|------------------|------------------|
| T | A | S | S | US | S | A | A | T | A | A | T | T |
| | | | | | | | | | | | | |
| 198 | 195 | 175M | 090 | 356 | 169M | 193 | 195S | CL-20M | CS-20M | CT-20M | CL-30M | CL-40M |
| 107cm 42.1" | 107cm 42.1" | 70cm 27.6" | 106cm 41.7" | 35.1cm 12.4" | 101cm 39.8" | 88cm 34.6" | 108cm 42.5" | 91cm 35.8" | 91cm 35.8" | 93cm 36.6" | 108.5cm 42.7" | 132.5cm 52.2" |
| 385cm 151.6" | 385cm 151.6" | 213cm 83.9" | 277cm 9ft | 13cm 5.12" | 290cm 114.2" | 288cm 113" | 400cm 157.5" | 190cm 74.8" | 196cm 77.1" | 172cm 67.7" | 244cm 96.1" | 313cm 123.2" |
| 114cm 44.9" | 125.8cm 49.5" | 70.5cm 27.8" | 122cm 48" | - | 100cm 39.37" | 87cm 34.3" | 124cm 48.9" | 91cm 35.8" | 87cm 34.3" | 92.5cm 36.4" | 108.5cm 42.7" | 132.5cm 52.2" |
| 2.3kg 5lbs | 2.48kg 5.47lbs | 1.83kg 4.03lbs | 2.7kg 5.95lbs | 1.07kg 2.35lbs | 2.2kg 4.8lbs | 2.5kg 5.5lbs | 3.3kg 7.28lbs | 5.5kg 12.13lbs | 5.6kg 12.3lbs | 6.25kg 13.7lbs | 6.1kg 13.4lbs | 6.8kg 14.9lbs |
| 110cm 43.3" | 110cm 43.3" | 68.6cm 27" | 110cm 43.3" | 60cm 23.6" | 109cm 42.9" | 88cm 34.6" | 112cm 44.1" | 95cm 37.4" | 95cm 37.4" | 95cm 37.4" | 95cm 37.4" | 95cm 37.4" |
| KC-080R (Optional) | KC-080R (Optional) | KC-080R (Optional) | - | - | KC-080R (Optional) | - | - | - | - | - | - | - |



Closed Length
 Maximum Height
 Minimum Operating Height

| 15kg 33lb V | 15kg 33lb V | 20kg 44lb V | 25kg 55lb V | 25kg 55.1lb A | 25kg 55lb V | 30kg 66.1lb U | 30kg 66.1lb U | 30kg 66.1lb V | 30kg 66lb V | 30kg 66lb V | 30kg 66lb V | 30kg 66.1lb V |
|-------------------|-------------------|-------------------|-------------------|---------------------|--------------------|---------------------|---------------------|-----------------------|----------------------------------|-------------------|----------------------|----------------------|
| | | | | | | | | | | | | |
| 186M | 360M | 380M | 370M | 155M | 473B | CT-SBS | CT-BS | 228 | 546M | 346M | 483SH | 483T |
| 57cm 22.4" | 126cm 49.6" | 110cm 43.3" | 71cm 27.95" | 120cm 47.2" | 155cm 61" | - | - | 122cm 48" | 160cm 63" | 173cm 68.2" | 152cm 59.84" | 181cm 71.3" |
| 101cm 39.8" | 296cm 116.5" | 203cm 80" | 120cm 47.24" | 420cm 165.4" | 380cm 149.6" | 35cm 13.8" | 35cm 13.8" | 230cm 90.6" | 510cm 200" | 380cm 149.6" | 262cm 103.14" | 380cm 149.7" |
| 64.5cm 25.4" | - | - | 81cm 31.89" | 140cm 55.1" | 149.5cm 58.9" | 35cm 13.8" | 35cm 13.8" | 112cm 44.1" | 166cm 65.4" | 183cm 72" | 132cm 51.96" | 172.5cm 67.9" |
| 4.5kg 10lbs | 7.0kg 15.4lbs | 7.8kg 17lbs | 7.8kg 17lbs | 8.0kg 17.6lbs | 11.5kg 25.35lbs | 3.3kg 7.2lbs | 3.5kg 7.7lbs | 8.9kg 19.62lbs | 16.1kg 35.49lbs | 15.6kg 34.4lbs | 18.8kg 41.36lbs | 22.8kg 50.2lbs |
| 48cm 18.9" | 100cm 39.37" | 75cm 29.5" | 75cm 29.52" | 137cm 53.9" | 102cm 40.2" | 75cm 29.5" | 95cm 37.4" | 118cm 46.5" | 134cm 52.8" | 100cm 39.37" | 128cm 50.39" | 128cm 50.4" |
| - | KC-080R | KC-080R | KC-080R | - | - | - | - | KC-080R (Optional) | KC-1005 KC-215S (Optional) | KC-080R | KC-100 (Optional) | KC-100 (Optional) |

| | 25kg 55lbs | 32kg 70.4lbs | 35kg 77.2lb | 35kg 77lb | 36kg 79.2lb | 36kg 79.2lb | 36kg 79.2lb | 40kg 88lb | 40kg 88.2lb | 40kg 88.2lb | 40kg 88.2lb | 40kg 88.2lb |
|----------|-----------------|-----------------------|-----------------------|-------------------|-----------------------|-----------------|-----------------------|-----------------|----------------------|-----------------------|----------------------------------|----------------------------------|
| | A | A | V | UE | U | U | A | V | UE | V | V | V |
| 400cm | | | | | | | | | | | | |
| 300cm | | | | | | | | | | | | |
| 200cm | | | | | | | | | | | | |
| 100cm | 190 | 188.5 | 205 | 190 | | | 203 | | | 340 | 350 | 445 |
| 0cm | 74 94.5 | 88.6 87.2 | 92 90 | 115 130 | 68 58 | 115 101 | 125 132 | 36 | 109 92 | 132 112 | 143 140 | 150 149 |
| | 322M | 162MB | 310M | 382M | 161MB | 160MB | 163MB | 340 | 470 | 226M | 542M | 543M |
| L | 74cm 29" | 88.6cm 34.8" | 92cm 36.2" | 115cm 45.28" | 68cm 26.80" | 101cm 39.46" | 125.3cm 49.33" | - | 109cm 43" | 132cm 52" | 143cm 56.3" | 150cm 59.0" |
| H | 190cm 74.8" | 188.5cm 74.2" | 205cm 80.7" | 190cm 74.8" | 115cm 45.27" | 165cm 64.94" | 203.4cm 80" | 36.5cm 14.4" | 147cm 57.9" | 340cm 133.9" | 350cm 137.8" | 445cm 175.1" |
| b | 94.5cm 37.2" | 87.2cm 34.3" | 90cm 35.4" | 130cm 51.19" | 58cm 22.83" | 97.5cm 38.4" | 132.4cm 52.1" | - | 92cm 36.2" | 112.5cm 48.2" | 140cm 55.1" | 149cm 58.7" |
| W | 7.7kg 17lbs | 6.8kg 14.96lbs | 8.0kg 17.6lbs | 14.1kg 31.0lbs | 5.8kg 12.7lbs | 8kg 17.6lbs | 20.2kg 44.4lbs | 5.4kg 12lbs | 7.58kg 16.7lbs | 10kg 22lbs | 11.1kg 24.4lbs | 12.5kg 27.5lbs |
| H | 75cm 29.5" | 78cm 30.7" | 104cm 40.9" | 100cm 39.37" | 80cm 31.50" | 60cm 23.62" | 132cm 51.9" | 75cm 29.5" | 110cm 43.3" | 138cm 54.3" | 138cm 54.3" | 140cm 55.1" |
| C | KC-080R | KC-100M (Optional) | KC-100S (Optional) | KC-080R | KC-100M (Optional) | - | KC-215S (Optional) | KC-080R | KC-100 (Optional) | KC-080R (Optional) | KC-100S KC-215S (Optional) | KC-100S KC-215S (Optional) |

Closed Length
 Maximum Height
 Minimum Operating Height

| 40kg 88.2lb | 40kg 88.2lb | 40kg 88.2lb | 40kg 88.2lb | 45kg 99.2lb | 45kg 99.2lb | 50kg 110.2lb | 70kg 154lb | 70kg 154lb | 70kg 154.3lb | 70kg 154.3lb | 80kg 176.3lb | 80kg 176.3lb | 100kg 220lbs |
|-------------------|-----------------------|-----------------|-------------------|-----------------------|----------------------|----------------------|----------------|----------------|------------------|------------------|-------------------------------------|-------------------------------------|--------------------|
| V | G | G | G | V | UE | UE | UW | UW | U | U | UW | UW | UW |
| 428 | 633 | 430 | 594 | 477 | | | 610 | 470 | | | | | |
| 142 | 188 | 146 | 186 | 155 | 160 | 110 | 230 | 210 | | | 156 | 196 | 127.5 |
| 148 | 184 | 139 | 209 | 152 | 145 | 91 | 193 | 172 | | | 140 | 179 | 108 |
| 142cm 55.9" | 188cm 74" | 146cm 57.5" | 186cm 73.2" | 144cm 57" | 160cm 63" | 110cm 43.3" | 2.3m 7.54' | 2.1m 82.68" | | | 156cm 61.4" | 196cm 77.2" | 127.5cm 50.2" |
| 428cm 168.5" | 633cm 249.2" | 430cm 169.3" | 594cm 233.9" | 455cm 179" | 245cm 96.3" | 145cm 57.1" | 6.1m 20' | 4.7m 185" | 26cm 10.2" | 26cm 10.2" | 270cm 106" | 386cm 152" | 172cm 67.7" |
| 148cm 58.3" | 184.5cm 72.6" | 139cm 54.7" | 209cm 82.3" | 144cm 57" | 145cm 57" | 91cm 35.8" | 1.93m 6.33' | 1.72m 67.7" | | | 140.5cm 55.31" | 179cm 70.5" | 108cm 42.52" |
| 14.9kg 32.8lbs | 20.3kg 44.7lbs | 18kg 39.6lbs | 18.5kg 40.7lbs | 16.2kg 35.6lbs | 18.1kg 40lbs | 13.6kg 30lbs | 71kg 156lbs | 62kg 136lb | 5.2kg 11.4lbs | 5.2kg 11.4lbs | 34kg 8 lb | 39kg 86lbs | 31.55kg 63.1lbs |
| 129cm 50.8" | 196cm 77.2" | 156cm 61.4" | 156cm 61.4" | 174cm 68.5" | 128cm 50.4" | 110cm 43.3" | 2.1m 7' | 2.1m 7' | 75cm 29.5" | 75cm 29.5" | 130cm 51.20" | 180cm 70.9" | 120cm 47.2" |
| KC-100S | KC-100G (Optional) | KC-100S | KC-100S | KC-100G (Optional) | KC-100 (Optional) | KC-100 (Optional) | KC-160 | KC-160 | - | - | KC-150(ST) KC-215A (Optional) | KC-150(ST) KC-215A (Optional) | KC-160 |

STANDS

A full range of stands that are designed and manufactured to the highest standards of quality and durability to meet the harshest of environments.







013 Folding Base Mini Stand

Fold away backlite steel base and aluminum collars with 5/8" socket and KS-017. Universal 16mm light stud. Extension pole from 48cm to 80cm with 5/8" fixing top. Provides flexible mounting of lights from floor level to 85cm high. Folds flat for easy carrying and storage.

| | | | | | | |
|---------------|----------------|--------------|-------------------|---------------|---------------|----------|
| L | H | h | W | | | T |
| 48cm 18.9" | 85cm 33.46" | 9cm 3.54" | 1.37kg 3.02lbs | 60cm 23.6" | 3kg 6.6lbs | T |



YOUTUBE
KUPO BACKLITE
BASE STAND (013 BS)



013BS Backlite Base Stand

Fold away steel backlite base stand with KS-017 which is a 16mm with 3/8" and 1/4" thread. Designed for mounting the lighting fixture close to the floor or table.

| | | | | | |
|--------------|--------------|-----------------|---------------|---------------|----------|
| H | h | W | | | T |
| 9cm 3.54" | 9cm 3.54" | 1.0kg 2.2lbs | 60cm 23.6" | 15kg 33lbs | S |



033 Low Mini Kit Stand

3 risers, 4 sections.
Dia.: 1", 7/8", 3/4", 5/8" / Leg Dia.: 5/8"
Aluminum
With KS-052, adapter for female thread 3/8"-16 to male 1/4"-20.
Designed for background lights.

| | | | | | | |
|----------------|----------------|-------------|------------------|---------------|-----------------|----------|
| L | H | h | W | | | T |
| 40cm 15.75" | 129cm 50.8" | 61cm 24" | 0.8kg 1.76lbs | 45cm 17.8" | 1.5kg 3.3lbs | T |



YOUTUBE
KUPO LOW MINI
STAND (033)



055 Handy Stand

4 risers, 5 sections.
Dia.: 1-1/8", 1", 7/8", 3/4", 5/8"
Solid flat Leg Dia.: 15mm x 5mm
Aluminum
With KS-052, adapter for female thread 3/8"-16 to male 1/4"-20.
Perfect for a small lighting fixture on location, and the lightweight compact design makes it ideal for kits.

| | | | | | | |
|---------------|----------------|-----------------|------------------|----------------|-----------------|----------|
| L | H | h | W | | | T |
| 49cm 19.2" | 227cm 89.3" | 47.8cm 18.8" | 1.18kg 2.6lbs | 102cm 40.1" | 2.5kg 5.5lbs | T |



YOUTUBE
KUPO HANDY
STAND (055)

023 Midi Pro Stand

023AC Midi Pro Stand w/Air Cushion

2 risers, 3 sections.
 Dia.: 1-1/8", 1", 7/8"
 Leg Dia.: 3/4"
 Aluminum

| | | | | | | |
|---------------|--------------------------------|--------------------------------|-----------------|----------------|--------------------------------|----------|
| L | H <small>max</small> | h <small>min</small> | W | | ↓ <small>max</small> | T |
| 86cm 33.9" | 250cm 98.4" | 105cm 41.3" | 1.4kg 3.0lbs | 109cm 42.9" | 5kg 11lbs | T |



YOUTUBE
**KUPO MIDI PRO STAND W/
 AIR CUSHION (023AC)**



045 Medium Stand

4 risers, 5 sections.
 Dia.: 1-1/8", 1", 7/8", 3/4", 5/8"
 Leg Dia.: 3/4"
 Load: variable with height,
 Maximum load 1kg / 2.2lbs at full extension.
 Aluminum

| | | | | | | |
|---------------|--------------------------------|--------------------------------|------------------|----------------|--------------------------------|----------|
| L | H <small>max</small> | h <small>min</small> | W | | ↓ <small>max</small> | T |
| 95cm 37.4" | 445cm 175.2" | 116.5cm 45.8" | 1.8kg 3.97lbs | 109cm 42.9" | 1kg 2.2lbs | T |

034 Mini Kit Stand

3 risers, 4 sections.
 Dia.: 1", 7/8", 3/4", 5/8"
 Leg Dia.: 5/8"
 Aluminum

| | | | | | | |
|-------------|--------------------------------|--------------------------------|-----------------|---------------|--------------------------------|----------|
| L | H <small>max</small> | h <small>min</small> | W | | ↓ <small>max</small> | T |
| 66cm 26" | 236cm 93" | 82cm 32.3" | 1.1kg 2.4lbs | 90cm 35.4" | 4kg 8.8lbs | T |

021R Two-in-One Multi-Stand

4 risers, 5 sections.
 Dia.: 1-1/8", 1", 7/8", 3/4", 5/8"
 Solid flat Leg Dia.: 5x15mm
 Aluminum material

| | | | | | | |
|------------------|----------------|------------------|------------------|-----------------|-----------------|----------|
| L | H | h | W | | | T |
| 51.8cm 20.40" | 202cm 79.5" | 51.8cm 20.40" | 1.2kg 2.46lbs | 100cm 39.37" | 2.5kg 5.5lbs | T |

| | | | |
|------------------|-------------------|------------------|--------------------------------------|
| L | H | W | Single Pole (without the stand base) |
| 51.5cm 20.27" | 184.5cm 72.63" | 0.4kg 0.88lbs | |

The innovative locking design equipped in the side of pole and base which allows insertion of the pole into the base and twist to lock. The pole will be locked firmly until the spring release button on the side of pole is pressed. The foldable legs also makes the closed length of the stand ideal for traveling and storage. It rises to a height of 202cm (79.5"), handles gear up to 2.5KG(5.5 lb), and due to its reverse-folding leg design, folds down to just 51.8cm (20.40") for easy transport. The center pole with 16mm(5/8") baby stud is removable so you can use it as a 184.5cm (72.63") boompole.



YOUTUBE
KUPO TWO-IN-ONE STAND [021R]

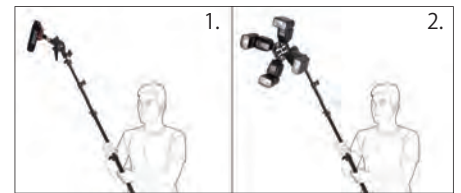


Central column can be detached from the base.



Release button

Detachable



1. Can be used as a microphone boom.
2. Can be used as a flash boom.

028 Single Handed Stand

3 risers, 4 sections.
 Dia.: 1", 7/8", 3/4", 5/8"
 Leg Dia.: 5/8" / Aluminum

| | | | | | | |
|---------------|--------------|------------------|-------------------|----------------|---------------|----------|
| L | H | h | W | | | T |
| 73.6cm 29" | 247cm 97" | 75.5cm 29.72" | 1.24kg 2.73lbs | 90cm 35.43" | 3kg 6.6lbs | T |

Kupo Single Handed Stand features automatically collapsing legs which offer quick setups and easy repositioning. The ability to quickly pick up and put down a light stand without having to open and close the stand legs makes it easy and safe for moving around in crowded locations. It also reduces the chance of accidentally bumping into things or people around you. This rugged aluminum light stand has a maximum height of 247cm (97") and a compact closed length of 73.6cm (29") making it ideal for storage and transportation. Another locking knob is built on the central column for keeping the legs in position when extreme quiet is demanded.



Pick it up, the legs drop straight down.

1. Locking knob.
2. Legs are locked while the knob is tighten.

PATENTED

A clever four-way interlocking mechanism offers the ideal solution for storage and transportation.



The interlocking mechanism allows the user to fold the stand flat and click it to another.



The unique four-way interlocking design provides no limits to stacking stands.



Bi-color injection knob offers a positive locking and ergonomic grip.




Interlocking mechanism makes it quick and easy to click to another stand.



YOUTUBE
KUPO CLICK STANDS



May stand alone when folded.



Optional strap with two clasps can be attached on the plastic locking loops, allowing hands-free carrying over the shoulder.

CXST01 | Optional shoulder strap.



Double leg struts for extra stability and strength.



Quick-release clamp design for quick setup and easy for locking tension adjustment with the stainless steel phillips screw.

Features a clever interlocking mechanism that allows the user to fold the stand flat and click it to another in just a snap. The unique four-way interlocking design provides no limits to having stands together and keeping your kits well organized for storage and transport. Kupo Click Stands are constructed of a lightweight aluminum alloy which makes them ideal for location shoots or in the studio. Air-cushioning prevents lighting fixtures from accidentally slamming down if the locking knob is not tightened properly. The optional CXST01 strap can be attached on the locking loops to easily carry over the shoulder.

More features:

1. Bi-color injection knob offers a positive locking and ergonomic grip. Quick release clamp design on the central column for easy and quick setup.
2. Equipped with a 5/8" top stud with a 3/8" thread, plus a removable 1/4"-20 threaded top.
3. Double leg struts for extra stability and strength.
4. May stand alone when folded.



070AC Mini Click Stand with Air Cushion

7ft Mini Click stand with 3 risers, 4 sections
 Dia.: 1", 7/8", 3/4", 5/8"
 Leg Dia.: 3/4"
 With KS-052
 Aluminum material

| | | | | | | |
|---------------|--------------------|-----------------|------------------|----------------|---------------|----------|
| L | H | h | W | | | T |
| 71cm 27.9" | 213.36cm 7 feet | 78.5cm 30.9" | 1.1kg 2.42lbs | 70cm 27.56" | 4kg 8.8lbs | T |



080AC Midi Click Stand with Air Cushion

8ft Midi Click stand with 2 risers, 3 sections
 Dia.: 1", 7/8", 3/4"
 Leg Dia.: 3/4"
 With KS-052
 Aluminum material

| | | | | | | |
|-------------|--------------------|------------------|------------------|----------------|--------------|----------|
| L | H | h | W | | | T |
| 89cm 35" | 243.84cm 8 feet | 104.5cm 41.1" | 1.3kg 2.86lbs | 109cm 42.9" | 5kg 11lbs | T |

In addition to the clever interlocking mechanism that allows the stands to be linked to another in just a snap, Snap Stand also features a detachable central pole which can be easily removed from base and used as a boom stick. Ideal for mobile lighting on location so that you can go anywhere and position the light in any way you need. The innovative central pole spring locking design equipped in the side of pole which allows effortless twist-to-lock the pole inside the base. The central pole will be locked firmly until the spring release button is pressed.

More features:

1. Aluminum die-casting riser and stainless heli-coil insert provides a durable thread hole.
2. Aluminum die-casting knob with stainless steel bolt for a long-lasting clamping operation.
3. A sizable brake shoe to ensure positive lock off.
4. Assembled by nuts & bolts instead of fixed rivets for easier maintenance and tightness.



YOUTUBE
KUPD SNAP STAND
(CLICK STAND SERIES)
(090 & 121)



090
9ft Click Stand W/ Removable Center Column

9ft Click Stand with 2 risers , 3 sections
 Dia.: 35mm, 30mm, 25mm
 Leg Dia.: 22mm

| | | | | | | |
|----------------|-----------------|--------------|------------------|----------------|---------------|----------|
| L | H | h | W | max | max | T |
| 106cm 41.7" | 277cm 9 feet | 122cm 48" | 2.7kg 5.95lbs | 110cm 43.3" | 10kg 22lbs | S2 |

Telescopic central pole of 090:



| | | |
|----------------|-----------------|-----------------|
| L | H | W |
| 100cm 39.4" | 255cm 100.4" | 1.5kg 3.3lbs |

121
12ft Click Stand W/ Removable Center Column

12ft Click Stand with 3 risers , 4 sections
 Dia.:35mm, 30mm, 25mm, 20mm
 Leg Dia.: 22mm

| | | | | | | |
|----------------|------------------|----------------|---------------|----------------|----------------|----------|
| L | H | h | W | max | max | T |
| 107cm 42.1" | 366cm 12 feet | 127.5cm 50" | 3kg 6.6lbs | 110cm 43.3" | 9kg 19.8lbs | A |

Telescopic central pole of 121:



| | | |
|----------------|---------------|----------------|
| L | H | W |
| 105cm 41.5" | 347cm 136" | 1.77kg 4lbs |

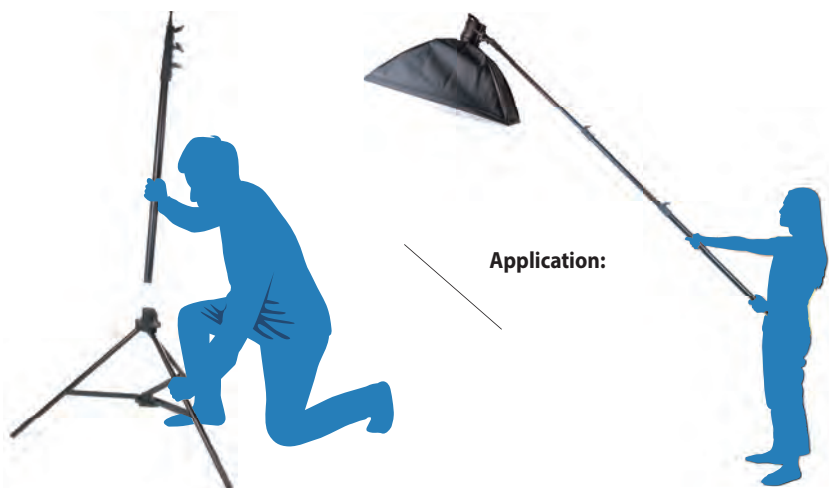
More Features:



Central column can be detached from the base.



Release button



Application:

Made of sturdy 1,000 D Cordura Nylon with a moderately padded interior, Kupo light stand bags are made to store or carry your light stands on location with ease. The adjustable wide shoulder strap allows comfortable hand-free carrying over the shoulder. The additional handles make it easy to carry the bag horizontally when you have a backpack full of gear. The sturdy dual zipper can be placed in either the open or closed position. The wrap-around zipper provides a large opening making it easy to get stands in and out of the bag. A great bag to handle all of your light stand needs.



KSB-030 Click Stand Bag (Small) **W** 770g / 1.7lbs

Allows up to 4 Kupo Click stands up to 89cm (35").
Interior Dimensions: 35.43 x 7.09" (L: 90 x D: 18cm)



KSB-036 Click Stand Bag (Large) **W** 840g / 1.86lbs

Allows up to 3 Kupo Click stands up to 107cm (42.1").
Interior Dimensions: 43.31 x 7.87" (L: 110 x D: 20cm)

More features:

1. Padded on the top and bottom helps keep your stands protected.
2. Additional inner pouch provides extra space for storing accessories.
3. The additional handles make it easy to carry the bag horizontally.
4. A pull strap at the bottom of the bag for easy removal from overhead bins.



YOUTUBE
KUPU CLICK STAND
& SNAP STAND BAGS
(KSB-030 & KSB-036)





YOUTUBE
KUPO UNIVERSAL
STAND (198)



198 Universal Stand / 198AC w/Air Cushion

3 risers, 4 sections.
Dia.: 35mm, 30mm, 25mm, 20mm
Leg Dia.: 22mm
Aluminum material

| | | | | | | | |
|----------------|-----------------|----------------|-------------------|----------------|----------------|---|-----------------------|
| | | | | | | | |
| 107cm 42.1" | 385cm 151.6" | 114cm 44.9" | 2.44kg 5.38lbs | 110cm 43.3" | 9kg 19.8lbs | T | KC-080R (Optional) |



YOUTUBE
KUPO MIDI
BABY KIT STAND
(194)



194 Midi-Baby Kit Stand

3 risers, 4 sections
Dia.: 35mm, 30mm, 25mm, 20mm
Leg Dia.: 22mm
Aluminum material / Welded stand top

| | | | | | | | |
|----------------|---------------|------------------|-----------------|---------------|----------------|---|-----------------------|
| | | | | | | | |
| 90cm 35.43" | 315cm 124" | 89.5cm 35.23" | 2.4kg 5.3lbs | 96cm 37.7" | 9kg 19.8lbs | A | KC-080R (Optional) |



YOUTUBE
KUPO BABY
KIT STAND (195)



195 Baby Kit Stand

3 risers, 4 sections.
Dia.: 35mm, 30mm, 25mm, 20mm
Leg Dia.: 22mm
Aluminum material
Welded stand top

| | | | | | | | |
|----------------|-----------------|------------------|-------------------|----------------|----------------|---|-----------------------|
| | | | | | | | |
| 107cm 42.1" | 385cm 151.6" | 125.8cm 49.5" | 2.48kg 5.47lbs | 110cm 43.3" | 9kg 19.8lbs | A | KC-080R (Optional) |



YOUTUBE
KUPO BABY KIT STAND
W/ SQUARE TUBULAR LEGS
(195S)



195S Baby Kit Stand W/ Square Tubular Legs

3 risers, 4 sections.
Dia.: 35mm, 30mm, 25mm, 20mm
Leg Dia.: 22mm x 22mm
Aluminum material
With 1 leveling leg
Welded stand top

| | | | | | | |
|----------------|-----------------|----------------|------------------|----------------|---------------|---|
| | | | | | | |
| 108cm 42.5" | 400cm 157.5" | 124cm 48.9" | 3.3kg 7.28lbs | 112cm 44.1" | 10kg 22lbs | A |

169M
Classic Stand

2 risers, 3 sections.
Dia.: 35mm, 30mm, 25mm
Leg Dia.: 22mm
Aluminum material
w/KS-017 Universal 16mm light stud.

| | | | | | | | |
|----------------|-----------------|-----------------|-----------------|----------------|---------------|----------|-----------------------|
| L | H | h | W | | | T | G |
| 101cm 39.8" | 290cm 114.2" | 100cm 39.37" | 2.2kg 4.8lbs | 109cm 42.9" | 10kg 22lbs | S | KC-080R (Optional) |



YOUTUBE
KUPO SHORTY STAND
(175M)



175M
Shorty Stand

3 risers, 4 sections.
Dia.: 35mm, 30mm, 25mm, 20mm
Leg Dia.: 22mm
Aluminum material
w/KS-017 Universal 16mm light stud.

| | | | | | | | |
|---------------|----------------|-----------------|-------------------|----------------|----------------|----------|-----------------------|
| L | H | h | W | | | T | G |
| 70cm 27.6" | 213cm 83.9" | 70.5cm 27.8" | 1.83kg 4.03lbs | 73cm 28.74" | 9kg 19.8lbs | S | KC-080R (Optional) |



YOUTUBE
KUPO BABY
KIT STAND
(193)



193
Medium Baby Kit Stand/Square Tubular Legs

3 risers, 4 sections
Dia. 35mm, 30mm, 25mm, 20mm
Leg Dia: 22mm x 22mm
Aluminum material
With one leveling leg
With welded stand top

| | | | | | | |
|---------------|---------------|---------------|-----------------|---------------|---------------|----------|
| L | H | h | W | | | T |
| 88cm 34.6" | 288cm 113" | 87cm 34.3" | 2.5kg 5.5lbs | 88cm 34.6" | 10kg 22lbs | A |



Japanese type stands features an I.D. 17.5 mm female receiver top attachment of stands.



Clever interlocking mechanism that allows to fold stand flat and click it to another.

070AC-J Mini Click Stand w/ Air Cushion - J Type

7 ft Mini Click stand with 3 risers, 4 sections

Dia.: 1", 7/8", 3/4", 5/8"

Leg Dia.: 3/4"

Aluminum material, Black anodized

| | | | | | | |
|----------------|-----------------|----------------|------------------|----------------|---------------|----------|
| L | H | h | W | | | T |
| 72cm 28.35" | 215cm 7 feet | 77cm 30.31" | 1.1kg 2.42lbs | 70cm 27.56" | 4kg 8.8lbs | J |

080AC-J Midi Click Stand w/ Air Cushion - J Type

8 ft Midi Click stand with 2 risers, 3 sections

Dia.: 1", 7/8", 3/4"

Leg Dia.: 3/4"

Aluminum material, Black anodized

| | | | | | | |
|----------------|-----------------|-------------------|------------------|----------------|--------------|----------|
| L | H | h | W | | | T |
| 91cm 35.83" | 246cm 8 feet | 107.5cm 42.32" | 1.3kg 2.86lbs | 109cm 42.9" | 5kg 11lbs | J |

121-J Grant Snap Stand - J Type

12 ft Grant Snap Stand with 3 risers, 4 sections

Dia.: 35mm, 30mm, 25mm, 20mm

Leg Dia.: 22mm

Aluminum material, Black anodized

| | | | | | | |
|-----------------|------------------|--------------|------------------|----------------|----------------|----------|
| L | H | h | W | | | T |
| 108cm 42.52" | 382cm 12 feet | 127cm 50" | 3.1kg 1.22lbs | 110cm 43.3" | 9kg 19.8lbs | J |



Aluminum locking collar and knob



bolts and nuts



Central column allowed to be detached from the base.



3 risers, 4 sections.
Dia.: 35mm, 30mm, 25mm, 20mm
Leg Dia.: 22mm
Welding stand top

135MB-J Midi-Max Kit Stand - J Type

Steel material, Black powder coated

| | | | | | | | |
|---------------|-----------------|----------------|----------------|----------------|-----------------|----------|-----------------------|
| L | H | h | W | | | T | |
| 97cm 38.2" | 339cm 133.4" | 111cm 43.7" | 6kg 13.2lbs | 104cm 40.9" | 9.98kg 22lbs | J | KC-080R (Optional) |

194-J Midi-Baby Kit Stand - J Type

Aluminum material, Black anodized

| | | | | | | | |
|----------------|---------------|----------------|-----------------|---------------|----------------|----------|-----------------------|
| L | H | h | W | | | T | |
| 90cm 35.43" | 315cm 124" | 100cm 39.3" | 2.4kg 5.3lbs | 96cm 37.7" | 9kg 19.8lbs | J | KC-080R (Optional) |

195-J Baby Kit Stand - J Type

Aluminum material, Black anodized

| | | | | | | | |
|-----------------|---------------|----------------|-------------------|----------------|----------------|----------|-----------------------|
| L | H | h | W | | | T | |
| 107cm 42.13" | 381cm 150" | 126cm 49.6" | 2.42kg 5.34lbs | 112cm 44.1" | 9kg 19.8lbs | J | KC-080R (Optional) |

195S-J Baby Kit Stand w/ Square Legs - J Type

Aluminum material, Black anodized / With 1 leveling leg (22 x 22mm)

| | | | | | | |
|-----------------|---------------|----------------|------------------|----------------|---------------|----------|
| L | H | h | W | | | T |
| 107cm 42.13" | 382cm 150" | 125cm 49.2" | 3.3kg 7.28lbs | 112cm 44.1" | 10kg 22lbs | J |



356-A2816

28mm to 16mm adapter is supplied with 356 stand (optional to 355 stand)
Weight: 40g (1.41oz)



Detachable adapter for converting junior receiver (28mm) to baby receiver (16mm) is included.



May stand alone with legs folded.



356 Universal Floor Stand

Low profile, lightweight compact folding floor stand. Constructed with anodized aluminum legs and central column with die-casting leg mounts. Designed for a 28mm spigot, or a 16mm spigot with supplied adapter.

| | | | | | |
|-----------------|---------------|-------------------|---------------|---------------|----|
| | | | | | |
| 35.1cm 12.4" | 13cm 5.12" | 1.07kg 2.35lbs | 60cm 23.6" | 10kg 22lbs | US |



Junior receiver w/ extension tube.



Folds for storage & travel.



YOUTUBE
KUPO RUNWAY
BASE STAND (350)

350 Runway Stand Base

The chrome plated steel Runway Stand Base is a low rolling stand base designed to work with large lighting fixtures. Adding an extension column to the junior 1-1/8"(28mm) receiver can easily create a mobile rolling stand. The leg design allows the Runway Stand Base to be folded parallel to one another for easy storage and transportation.

| | | | | |
|---------------|------------------|---------------|------------------|---|
| | | | | |
| 26cm 10.2" | 5.2kg 11.4lbs | 75cm 29.5" | 70kg 154.3lbs | U |



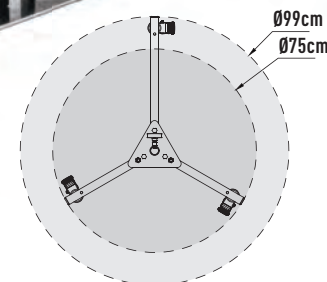
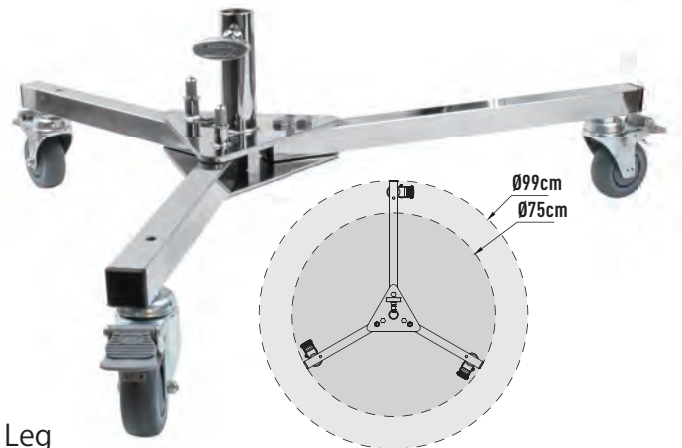
Junior receiver w/ extension tube.



Allows to connect any equipment comes with 3/8"-16 male thread.



The tray can be mounted on the leg with 3/8"-16 screws (not included)



351 Mighty Runway Stand Base w/one 99cm Length Leg

This Mighty Runway Stand Base features an extra 12cm longer leg providing additional stability when it is necessary to make a boom rig. 3/8"-16 female threads on each leg offer flexibility to mount a baby pin or fixed a custom mounting plate etc. The legs designed to be folded parallel to one another for easy storage and transportation. The junior 1-1/8" (28mm) receiver accepts a C Stand riser section to make your C Stands mobile.

| | | | | | |
|----------------|---------------|------------------|---------------|------------------|---|
| | | | | | |
| 56cm 22.04" | 26cm 10.2" | 5.2kg 11.4lbs | 75cm 29.5" | 70kg 154.3lbs | U |

The Kupo 340 Roller Base Stand with wheels is specifically designed for lighting fixtures that need to be placed in low positions. Features a quick-release locking system equipped on each leg for folding and unfolding the stand within seconds. It also comes with a universal stand top that allows it to fit into any fixture. Comes with a junior pin or baby receiver. Meanwhile, your own rolling stand is available by simply adding a century stand column into the junior receiver (28mm socket). One leg is supplied with a leveling device for adjusting the stand on uneven ground. One extendable leg (additional 12cm / 4.7") is designed for allowing an increase to the loading capability while connecting a boom arm.



340 Roller Stand Base

- 1 leveling leg
- 1 extendable leg (additional 12cm)
- Quick-action spring / Locking system

| | | | | | |
|---|---|---|---|---|---|
|  |  |  |  |  |  |
| 35.5cm 14" | 36.5cm 14.4" | 5.4kg 12lbs | 75cm 29.5" | 40kg 88lbs | V |



Pull spring locking device to release.



Push down the leg to lock.

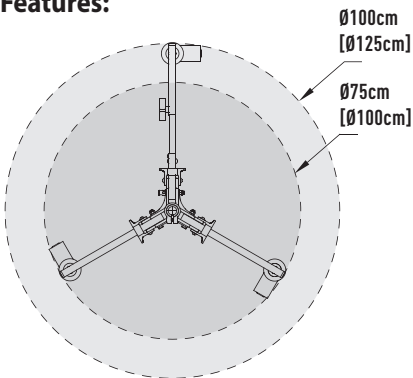


YOUTUBE
KUPO ROLLER
STAND BASE (340)




YOUTUBE
KUPO QUICK-ACTION
ROLLER STAND FOLD-UP BASE
(340)

Features:



Additional 12cm / 4.7" extended (one leg).



Quick-action spring locking system.



Quick-action folding legs.



Leveling leg (one leg).



Low profile base for easy positioning.



Universal stand top.

Steel column roller stand with the braked wheel allows you to get your lights mobile in the studio or on location with ease and convenience. It features an 8ft chrome plated steel tube and a spring-loaded sliding arm which can be mounted with a lighting fixture, camera, Tethermate or anything with baby pin/receiver. The height of the sliding arm can be quickly adjusted with only one hand from floor level to the top of column. The fold-away base with wheels can be removed easily to facilitate storage or transport.



YOUTUBE
**KUPO STEEL COLUMN
 ROLLER STAND
 (390M)**

390M Steel Column Roller Stand (included 1pc KS-190)

Dia.: 35mm
 1 leveling leg
 1 extendable leg (additional 12cm / 4.7")
 Chrome Plated Steel
 Sliding Arm included
 8ft (240cm) high column assembled
 by two 4ft (120cm) high columns.

| | | | | |
|----------------|-----------------|------------------|-----------------|----------------|
| | | | | |
| 124cm 48.9" | 260cm 102.4" | 8.8kg 19.4lbs | 100cm 39.37" | 8kg 17.6lbs |



KD-C25P cable clip x 1 pc included.



KS-190

The spring-loaded sliding arm comes with a 5/8" baby stud which allows mounting of a light that can be glided into position easily with only one hand. Designed to fit onto the Kupo 390M steel column stand or any column of 35mm diameter.



Allows for additional arms (sold separately) ▶

5/8" baby pin with 1/4"-20 male thread fits ▶ most monolight heads.

Fold-away base for easy storage and transportation. ▼

Braked wheels for smooth movement and security. ▶

◀ Spring-loaded trigger sliding arm makes it easy for height adjustability.

◀ The floor low position.



8ft (240cm) steel column assembled with two 4ft (120cm) columns via an allen wrench screw. ▶

346M Junior Boom Roller Stand

3 risers, 4 sections
 Dia.: 45, 40, 35, 30mm
 1 leveling leg
 1 extendable leg (additional 12cm / 4.7")
 Black steel base, Chrome steel sections
 Features pivoting collar allows for use either as a standard light stand or boom

Make sure the boom arm is in line with extended leg and get the counter weight mounted on it to keep the whole configuration balance.

| | | | | | | |
|----------------|-----------------|--------------|-------------------|-----------------|---------------|----------|
| L | H | h | W | | | T |
| 173cm 68.2" | 380cm 149.6" | 183cm 72" | 15.6kg 34.4lbs | 100cm 39.37" | 30kg 66lbs | V |



YOUTUBE
 KUPO 2-SCT LOW BASE
 WIND-UP STAND (382M)



382M 2 SCT Low Base Wind-up Stand

1 riser, 2 sections
 Dia.: 55, 45mm
 1 leveling leg
 1 extendable leg (additional 12cm / 4.7")
 Black steel base, Chrome steel sections

| | | | | | | |
|-----------------|----------------|-----------------|-----------------|-----------------|---------------|----------|
| L | H | h | W | | | T |
| 115cm 45.28" | 190cm 74.8" | 130cm 51.19" | 14.1kg 31lbs | 100cm 39.37" | 35kg 77lbs | UE |

370M Lowboy Junior Roller Studio Stand

2 risers, 3 sections
 Dia.: 45, 40, 35mm
 1 leveling leg
 1 extendable leg (additional 12cm / 4.7")
 Black steel base
 Chromed plated steel section (45mm)
 Anodized aluminum sections (40 & 35mm)

| | | | | | | |
|----------------|-----------------|----------------|----------------|----------------|---------------|----------|
| L | H | h | W | | | T |
| 71cm 27.95" | 120cm 47.24" | 81cm 31.89" | 7.8kg 17lbs | 75cm 29.52" | 25kg 55lbs | V |





360M Aluminum Studio Stand

2 risers, 3 sections
 Dia.: 35, 30, 25mm
 1 leveling leg
 1 extendable leg (additional 12cm / 4.7")
 Black steel base, black anodized
 Aluminum sections

| | | | | | |
|----------------|-----------------|------------------|-----------------|---------------|----------|
| L | H max | W | | | T |
| 126cm 49.6" | 296cm 116.5" | 7.0kg 15.4lbs | 100cm 39.37" | 15kg 33lbs | V |



380M Steel Studio Stand

1 riser, 2 sections
 Dia.: 35, 30mm
 1 leveling leg
 1 extendable leg (additional 12cm / 4.7")
 Black steel base,
 Chrome steel sections

| | | | | | |
|----------------|-----------------|----------------|---------------|---------------|----------|
| L | H max | W | | | T |
| 110cm 43.3" | 203cm 80" | 7.8kg 17lbs | 75cm 29.5" | 20kg 44lbs | V |

300M High Junior Roller Stand

3 risers, 4 sections.
 Dia.: 45mm, 40mm, 35mm, 30mm
 Leg Dia.: 25mm x 25mm
 Chrome plated steel
 with KC-100S caster
 Spring cushioned

| | | | | | | |
|----------------|-----------------|-----------------|-------------------|----------------|-----------------|----------|
| L | H max | h min | W | | | T |
| 142cm 55.9" | 428cm 168.5" | 148cm 58.3" | 14.9kg 32.8lbs | 129cm 50.8" | 40kg 88.2lbs | V |



YOUTUBE
 KUPO HIGH ROLLER
 STAND (300M)



May stand alone with legs folded.



YOUTUBE
 KUPO BABY ROLLER
 STAND (320M)



320M Baby Roller Stand

2 risers, 3 sections.
 Dia.: 35mm, 30mm, 25mm
 Leg Dia.: 22mm x 22mm
 Chrome plated steel
 with KC-080S caster

| | | | | | | |
|----------------|-----------------|-----------------|--------------------|----------------|-----------------|----------|
| L | H max | h min | W | | | T |
| 114cm 44.9" | 270cm 106.3" | 124cm 48.8" | 7.48kg 16.49lbs | 106cm 41.7" | 12kg 26.5lbs | A |

330M High Baby Roller Stand

3 risers, 4 sections.
 Dia.: 40mm, 35mm, 30mm, 25mm
 Leg Dia.: 22mm x 22mm
 Chrome plated steel
 with KC-080S caster

| | | | | | | |
|----------------|-----------------|-----------------|---------------|----------------|-----------------|----------|
| L | H max | h min | W | | | T |
| 130cm 51.2" | 420cm 165.4" | 138cm 54.3" | 10kg 22lbs | 110cm 43.3" | 12kg 26.5lbs | A |





YOUTUBE
**KUPO MIDI-MAX
 BABY KIT STAND (135M)**

135M Midi-Max Kit Stand

3 risers, 4 sections.
 Dia.: 35mm, 30mm, 25mm, 20mm
 Leg Dia.: 22mm
 Chrome plated steel

| | | | | | | |
|----------------|-----------------|---------------|------------------|----------------|-----------------|----------------------------|
| | | | | | | |
| 105cm 41.3" | 350cm 137.8" | 98cm 38.6" | 5.6kg 12.3lbs | 104cm 40.9" | 13kg 28.7lbs | A KC-080R (Optional) |



YOUTUBE
**KUPO HEAVY DUTY
 BABY STAND (145M)**

145M Heavy Duty Baby Stand

3 risers, 4 sections.
 Dia.: 35mm, 30mm, 25mm, 20mm
 Leg Dia.: 22mm
 Chrome plated steel

| | | | | | | |
|----------------|-----------------|----------------|------------------|----------------|-----------------|----------------------------|
| | | | | | | |
| 115cm 45.3" | 400cm 157.5" | 135cm 53.1" | 6.5kg 14.3lbs | 120cm 47.2" | 13kg 28.7lbs | A KC-080R (Optional) |



YOUTUBE
**KUPO HIGH BABY
 STAND (155M)**

155M High Baby Stand

3 risers, 4 sections.
 Dia.: 35mm, 30mm, 25mm, 20mm
 Leg Dia.: 22mm x 22mm with 1 leveling leg
 Chrome plated steel

| | | | | | |
|----------------|-----------------|----------------|------------------|----------------|-----------------|
| | | | | | |
| 120cm 47.2" | 420cm 165.4" | 140cm 55.1" | 8.0kg 17.6lbs | 137cm 53.9" | 25kg 55.1lbs |



227MB Master Combo Alu Senior - Black

2 risers, 3 sections.
 Dia.: 35mm, 30mm, 25mm
 Leg Dia.: 22mm
 With 1 leveling leg
 Aluminum material

| | | | | | | | |
|---|---|---|---|---|---|---|---|
|  |  |  |  |  |  |  |  |
| 122cm 48" | 315m 124" | 118cm 46.5" | 4.65kg 10.25lbs | 118cm 46.5" | 12kg 26.5lbs | V | KC-080R (Optional) |



YOUTUBE
 KUPO COMBO
 ALU SENIOR STAND (227M)



228 Master Combo Stand - Silver

1 riser, 2 sections.
 Dia.: 35mm, 30mm
 Leg dia.: 22mm
 With 1 leveling leg
 Chrome plated steel
 Spring cushioned

| | | | | | | | |
|---|---|---|---|---|---|---|---|
|  |  |  |  |  |  |  |  |
| 122cm 48" | 230m 90.6" | 112cm 44.1" | 8.9kg 19.62lbs | 118cm 46.5" | 30kg 66.1lbs | V | KC-080R (Optional) |



228MB Master Combo Stand w/ Caster - Black

1 riser, 2 sections.
 Dia.: 35mm, 30mm
 Leg dia.: 22mm
 With 1 leveling leg
 Black powder coated steel with KC-080R caster
 Spring cushioned

| | | | | | | |
|---|---|--|---|---|---|---|
|  |  |  |  |  |  |  |
| 122cm 48" | 230m 90.6" | 112cm 44.1" | 8.98kg 19.7lbs | 118cm 46.5" | 30kg 66.1lbs | V |





YOUTUBE
 KUPO MASTER COMBO
 HD STAND (226M)

226MB Master Combo HD Stand-Black

2 risers, 3 sections.
 Dia.: 40mm, 35mm, 30mm
 Leg Dia.: 22mm
 with 1 leveling leg
 Spring cushioned
 Powder coated steel

| | | | | | | | |
|----------|----------|----------|----------|-------|---------|----------|-----------------------|
| L | H | h | W | | | T | |
| 132cm | 340cm | 112.5cm | 10kg | 138cm | 40kg | v | KC-080R (Optional) |
| 52" | 133.9" | 48.2" | 22lbs | 54.3" | 88.2lbs | | |

226M Master Combo HD Stand-Silver

2 risers, 3 sections.
 Dia.: 40mm, 35mm, 30mm
 Leg Dia.: 22mm
 with 1 leveling leg
 Spring cushioned
 Chrome plated steel

| | | | | | | | |
|----------|----------|----------|----------|-------|---------|----------|-----------------------|
| L | H | h | W | | | T | |
| 132cm | 340cm | 112.5cm | 10kg | 138cm | 40kg | v | KC-080R (Optional) |
| 52" | 133.9" | 48.2" | 22lbs | 54.3" | 88.2lbs | | |



YOUTUBE
KUPO MASTER
 CINE STAND (542M)



542M Master Cine Stand-Silver
542MB Master Cine Stand-Black

2 risers, 3 sections.
 Dia.: 45mm, 40mm, 35mm
 Leg Dia.: 25mm x 25mm
 With 1 leveling leg
 Silver: Chrome Plated Steel
 Black: Powder Coated Steel

| | | | | | | | |
|----------------|-----------------|------------------|-------------------|----------------|-----------------|---|------------------------------------|
| | | | | | | | |
| 143cm 56.3" | 350cm 137.8" | 139.5cm 54.9" | 11.1kg 24.4lbs | 138cm 54.3" | 40kg 88.2lbs | V | KC-100M & KC-215S (Optional) |






543M Master High Cine Stand-Silver
543MB Master High Cine Stand-Black

3 risers, 4 sections.
 Dia.: 45mm, 40mm, 35mm, 30mm
 Leg Dia.: 25mm x 25mm
 With 1 leveling leg
 Silver: Chrome Plated Steel
 Black: Powder Coated Steel

| | | | | | | | |
|----------------|-----------------|----------------|-------------------|----------------|-----------------|---|------------------------------------|
| | | | | | | | |
| 150cm 59.0" | 445cm 175.1" | 149cm 58.7" | 12.5kg 27.5lbs | 140cm 55.1" | 40kg 88.2lbs | V | KC-100M & KC-215S (Optional) |

546M K-Stand - Junior Boom Stand

3 Risers, 4 sections
 Dia.: 45mm, 40mm, 35mm, 30mm
 Leg Dia.: 25 x 25mm
 Chrome Plated Steel
 With one leveling leg

| | | | | | | | |
|---|---|---|---|---|---|---|---|
|  |  |  |  |  |  |  |  |
| 160cm 63" | 510cm 200" | 166cm 65.4" | 16.1kg 35.49lbs | 134cm 52.8" | 30kg 66lbs | V | KC-100M & KC-215S (Optional) |

Kupo 546M K-stand is a Junior Boom Stand with one leveling leg. In addition to being a standard light stand for general use, it can easily be converted into a junior boom arm by pulling the central tube out from the stand. Constructed with chrome plated steel, square-end legs and a strong pivoting collar, the Kupo K-Stand offers stable support for a medium sized light fixture with a softbox or umbrella. One leveling leg is also equipped to stabilize the load on uneven terrain. The optional casters, KC-100S can be added for easy rolling of the stand.



Pivoting collar with adjustable lever handle allows the K-Stand to be easily used either as a standard light stand or boom.



The neck with dia. 14mm hole in the end of tube for counterweight.



Standard Light Stand

Boom Arm Stand

Min Extension: 155cm (61")
 Max Load: 30kg (66lbs)


Max Extension: 280cm (110")
 Max Load: 8kg (17.6lbs)



YOUTUBE
KUPO JUNIOR BOOM
STAND (546M)



Triple function stand top with junior receiver, baby pin and baby receiver.



Downward position for baby stud.



Upright position for baby stud.



YOUTUBE
KUPO LOW MIGHTY
BABY STAND (185M)

185M Low Mighty Baby Stand

2 risers, 3 sections
 Dia.: 35mm, 30mm, 25mm
 Leg Dia.: 22mm x 22mm
 Chrome plated steel
 With 1 leveling leg
 Designed to be used with a heavy fixture placed at low level.

| | | | | | | |
|---------------|----------------|-----------------|------------------|---------------|---------------|----------|
| L | H | h | W | | | T |
| 57cm 22.4" | 101cm 39.8" | 56.6cm 22.3" | 3.7kg 8.15lbs | 48cm 18.9" | 15kg 33lbs | A |



YOUTUBE
KUPO LOW MIGHTY
STAND (310M)



310M Low Mighty Stand

2 risers, 3 sections.
 Dia.: 45mm, 40mm, 35mm
 Leg Dia.: 25mm x 25mm
 Chrome plated steel
 With 1 leveling leg

| | | | | | | | |
|---------------|----------------|---------------|------------------|----------------|------------------|----------|-----------------------|
| L | H | h | W | | | T | |
| 92cm 36.2" | 205cm 80.7" | 90cm 35.4" | 8.0kg 17.6lbs | 104cm 40.9" | 35kg 77.2lbs" | V | KC-100S (Optional) |



YOUTUBE
SHORT LOW
MIGHTY STAND
(186M)



186M Short Low Mighty Stand

2 risers, 3 sections
 Dia.: 35mm, 30mm, 25mm
 Leg Dia.: 22mm x 22mm
 Chrome plated steel
 With 1 leveling leg
 Designed to be used with a heavy lighting fixture placed at low level.

| | | | | | | |
|---------------|----------------|-----------------|----------------|---------------|---------------|----------|
| L | H | h | W | | | T |
| 57cm 22.4" | 101cm 39.8" | 64.5cm 25.4" | 4.5kg 10lbs | 48cm 18.9" | 15kg 33lbs | V |



473B Tall Stand-Black

2 risers, 3 sections.
 Dia.: 35mm, 30mm, 25mm
 Leg Dia.: 22mm
 With 1 leveling leg
 Powder coated steel
 Spring cushioned

Ideal smaller footprint for tighter spaces.
 Lightweight for easier transportation.

| | | | | | | |
|--------------|-----------------|------------------|--------------------|----------------|---------------|----------|
| L | H | h | W | | | T |
| 155cm 61" | 380cm 149.6" | 149.5cm 58.9" | 11.5kg 25.35lbs | 102cm 40.2" | 25kg 55lbs | V |



653MR Steel Senior Stand

3 risers, 4 sections.
 Dia.: 50mm, 45mm, 40mm, 35mm
 Leg Dia.: 30mm x 30mm
 With 1 leveling leg
 Chrome plated steel

| | | | | | | | |
|--------------|---------------|--------------|-------------------|----------------|-----------------|----------|-----------------------|
| L | H | h | W | | | T | |
| 144cm 57" | 455cm 179" | 144cm 57" | 16.2kg 35.6lbs | 174cm 68.5" | 45kg 99.2lbs | V | KC-100G (Optional) |

Kupo wind-up stands are constructed with chrome plated steel and a geared column that enables a single operator to raise and lower heavy loads safely with just the turn of a handle. Both risers extend simultaneously at one elevation of 4.4cm per handle turn. The unique automatic self-locking mechanism is equipped to prevent the light stand from dropping unexpectedly making the operation safer. All metal parts are made of stainless steel making our wind-up stands more robust, sturdy, and with excellent resistance to corrosion.

PATENTED The safety pin will automatically insert into the hole in the tube when the wind-up is used.

FEATURES OF WIND-UP STAND:



LOCK POSITION
The safety pin will insert automatically into the hole in the tube when the wind-up engages.



The stand top is mounted by a steel bolt through the top tube that insures sturdy and solid assembly.



UNLOCK POSITION
The inside spring will bring the safety pin back.



The crank handle folds back for travel. It also can be placed in between tripod legs to prevent the risers from falling accidentally if the lock is unexpectedly disengaged.



The tension of the brake shoe can be adjusted with an Allen wrench.



Velcro is supplied for better cable management.



Top section tube can be adjusted by stepping on the foot step.



By using the leveling leg the stand can be quickly leveled on uneven terrain.



Bright color warning sticker for safety operation.



Casters are optional for easily moving the stand. The stand foot is rugged zinc-casting. Dia.: 100mm with brake and M10 attachment. There are three in a set. (KC-100)



483-BP Base Plate
Optional accessory to be used when the stand has to be secured to the floor for safety reasons. Compatible with stand models: 481, 482T, 483T and 470. (Set of 3)



YOUTUBE
KUPO 3 SECTION
WIND UP STAND
(483T)



YOUTUBE
KUPO BIG BOOM
(KCP-636B)
& 3 SECTION
WIND UP STAND
(483T)

483T
3 SCT Wind-Up Stand
w/Auto Self-Locking Device- Silver

3 sections. Dia.: 55mm, 45mm, 38mm. Leg Dia.: 30mm. 2 risers extend simultaneously at one elevation of 4.4cm per handle turn. Safety cable ensures simultaneous retrieval of all sections. Chrome plated steel stand w/geared column. With 1 leveling leg.

| | | | | | | | |
|----------------|-----------------|------------------|-------------------|----------------|-----------------|----------|----------------------|
| L | H | h | W | | | T | |
| 181cm 71.3" | 380cm 149.7" | 172.5cm 67.9" | 22.8kg 50.2lbs | 128cm 50.4" | 30kg 66.1lbs | v | KC-100 (Optional) |



483BT
3 Section Wind-Up Stand
w/Auto Self-Locking Device Black

3 sections. Dia.: 55mm, 45mm, 38mm. Leg Dia.: 30mm.
2 risers extend simultaneously at one elevation
of 4.4cm per handle turn.
Safety cable ensures simultaneous retrieval of all sections.
Powder coated steel stand w/geared column.
With 1 leveling leg.

| | | | | | | | |
|----------------|-----------------|------------------|-------------------|----------------|-----------------|---|----------------------|
| | | | | | | | |
| 181cm 71.3" | 380cm 149.7" | 172.5cm 67.9" | 22.8kg 50.2lbs | 128cm 50.4" | 30kg 66.1lbs | v | KC-100 (Optional) |

483SH
Short 3 Section Wind-Up Stand

3 sections. Dia.: 55mm, 45mm, 38mm Leg Dia.: 30mm
2 risers extend simultaneously at one elevation
of 4.4cm per handle turn.
Safety cable ensures simultaneous retrieval of all sections.
Chrome plated steel stand w/ geared column.
With 1 leveling leg

| | | | | | | | |
|-----------------|------------------|-----------------|--------------------|----------------|---------------|---|----------------------|
| | | | | | | | |
| 152cm 59.84" | 262cm 103.14" | 132cm 51.96" | 18.8kg 41.36lbs | 128cm 50.4" | 30kg 66lbs | v | KC-100 (Optional) |

482T 2 SCT Wind-Up Stand

1 riser, 2 sections.
 Elevation: 2.2cm per handle turn
 Dia.: 55mm, 45mm
 Leg Dia.: 30mm
 With 1 leveling leg
 Auto Self-Locking device
 Chrome plated steel with geared column

| | | | | | | | |
|--------------|-------------------------|-------------------------|-------------------------|----------------|-----------------|----------|----------------------|
| L | H _{max} | h _{max} | W _{max} | | | T | |
| 160cm 63" | 245cm 96.5" | 145cm 57" | 18.1kg 40lbs | 128cm 50.4" | 45kg 99.2lbs | UE | KC-100 (Optional) |



481 2 SCT Wind-Up Followspot Stand

1 riser, 2 sections.
 Elevation: 2.2cm per handle turn
 Dia.: 55mm, 45mm
 Leg dia.: 30mm
 With 1 leveling leg
 Auto Self-Locking device
 Chrome plated steel with geared column

| | | | | | | | |
|----------------|-------------------------|-------------------------|-------------------------|----------------|------------------|----------|----------------------|
| L | H _{max} | h _{max} | W _{max} | | | T | |
| 110cm 43.3" | 145cm 57.1" | 91cm 35.8" | 13.6kg 30lbs | 110cm 43.3" | 50kg 110.2lbs | UE | KC-100 (Optional) |

470 Followspot Stand

1 riser, 2 sections.
 Dia.: 50mm, 40mm
 Leg dia.: 30mm
 With 1 leveling leg
 Chrome plated center post
 Memory collar

| | | | | | | | |
|--------------|-------------------------|-------------------------|-------------------------|----------------|-----------------|----------|----------------------|
| L | H _{max} | h _{max} | W _{max} | | | T | |
| 109cm 43" | 147cm 57.9" | 92cm 36.2" | 7.58kg 16.7lbs | 110cm 43.3" | 40kg 88.2lbs | UE | KC-100 (Optional) |

Features a mechanical lifting assist with a hand-crank and an auto-locking safety system that enables a single operator to lift heavy loads with precision and confidence. The center tube, legs and U-shape struts are constructed from stainless steel with top two chrome plated steel sections for extra stability and allows the safety loading weight up to 80kg / 176.3lbs.

PATENTED

The safety pin will automatically insert into the hole in the tube when the wind-up is used.

FEATURES OF HEAVY DUTY WIND-UP STANDS:



For attaching to the eyelets of stand to tether the top of stand to ground with the ropes. (Optional)

RS-RR3807 | Rope Ratchet Tie Down

The rope is braided by polyester which is 3/8" (9.5mm) in diameter and 23' (7M) in length.



28mm socket with 3 side holes for wind bracing kit.



Auto Self-Locking Device stops unexpected drop off, and makes operation safer.



Solid and strong handle with slip-free design.



Larger foot step with skidproof texture design.



KC-215A Pneumatic Wheel
With Adapter Plate
Optional Pneumatic Wheel for 484 & 485
Dia.: 215mm (8") w/ Brakes 28.4lbs
Leg size: Dia. 35mm
Set of three



U-shaped struts are made of stainless steel for extra stability and safety.



KC-150 industry 6" braked caster with angle adjustable plate allows 484 to securely stand on the ground when the caster is removed.



484 Heavy Duty Wind-Up Stand with Braked Caster

3 sections. Dia.: 70mm, 60mm, 50mm
Leg Dia.: 35mm
2 risers extend simultaneously at one elevation of 4.4cm per handle turn.
Top 2 sections: Chrome plated steel
Center tube & legs: Stainless steel
With 1 leveling leg
With Auto Self-Locking Device
With KC-150 Braked Caster

L
196cm
77.2"

H
386cm
152"

h
179cm
70.5"

W
39kg
86lbs

max
180cm
70.9"

max
80kg
176.3lbs

T
UW

G
KC-215A
(Optional)



484



485



485

Heavy Duty Wind Up Low Base Stand w/ Braked Caster

3 sections. Dia.: 70mm, 60mm, 50mm

Leg Dia.: 35mm

2 risers extend simultaneously at one elevation of 4.4cm per handle turn.

Top 2 sections: Chrome plated steel

Center tube & legs: Stainless steel

With 1 leveling leg

With Auto Self-Locking Device

With KC-150 Braked Caster

| | | | | | | | |
|----------------|---------------|-------------------|---------------|----------------|------------------|----------|-----------------------|
| L | H | h | W | | | T | |
| 156cm 61.4" | 270cm 106" | 140.5cm 55.31" | 34kg 75lbs | 130cm 51.2" | 80kg 176.3lbs | UW | KC-215A (Optional) |



YOUTUBE
HEAVY DUTY WIND-UP
LOW BASE STEEL STAND
(485)

The Kupo Jumbo Stand, made from chrome plated steel, is specifically designed to satisfy the industry's requirement for extra heavy loads with the ultimate of safety in mind. The Kupo Jumbo Stand can support a load capacity up to 70kg (154lbs) and delivers a maximum working height of 6.1m (20') when fully extended. Features Kupo's direct drive gear mechanism and auto-locking instead of pulleys and cables.

Features:

1. Large size T-handle on each riser is ergonomically design for maximum torque.
2. 28mm (1-1/8") junior receiver with 3 eyelets for wind bracing kit.
3. Dual handle equipped on bottom spider casting for easily folding the base.
4. Leg brace is made of rectangular steel tubing for maximum stability and safety.
5. Auto self-locking device prevents unintentional and uncontrolled lowering of the load.
6. Industry 6" (152mm) braked caster included makes stand moveable in the studio or on location.
7. Assembled by nuts and bolts for easier maintenance and tightness adjustable instead of fixed rivet.



28mm (1-1/8") junior receiver with 3 side hole for wind bracing kit.



Large size T-handle on each riser is ergonomically design for maximum torque.



Extension limit marking on each section



Dia.6mm x 10M nylon rope with stainless spring hook are included for attaching to the eyelets of stand to tether the top of stand to the ground (set of 3).



Auto self-locking device prevents unintentional and uncontrolled lowering of the load.



The detachable ratcheted crank handle prevents damage and reduces protrusions during transportation or storage.



RS-RR3807 | Rope Ratchet Tie Down

The rope is braided by polyester which is 3/8" (9.5mm) in diameter and 23' (7M) in length.

For attaching to the eyelets of stand to tether the top of stand to ground with the ropes. (Optional)



Leg brace is made of rectangular steel tubing (30x30mm) for maximum stability and safety.



Dual handle equipped on bottom spider casting for easily folding the base.



Industry 6" (152mm) braked caster included makes stand moveable in the studio or on location.



The unique gear machinery design keeps the caster that allows moving the stand easy with base closed.

756M Jumbo Stand w/ Braked Wheel

4 risers, 5 sections.

Leg Dia.: 30 x 30mm

Chrome plated steel stand with braked wheels

Dia.: 90mm, 80mm, 70mm, 60mm, 50mm

Wind bracing kit

L
2.3m
7.54'

H
6.1m
20'

b
1.93m
6.33'

W
71kg
156lb

h
2.1m
7'

max
70kg
154lbs

T
UW

G
KC-160



744 Jumbo Stand - 4 sections

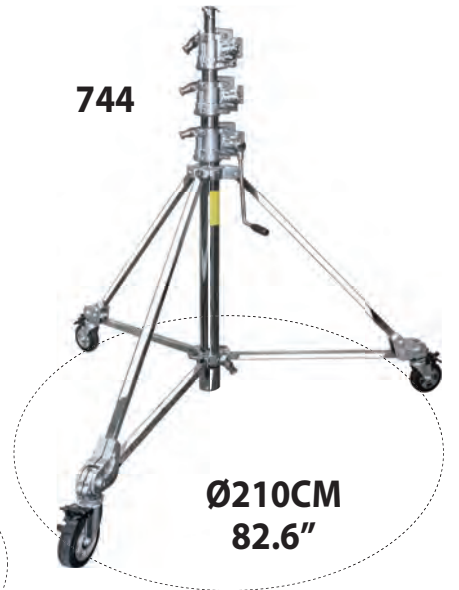
3 risers, 4 sections
 Dia.: 90mm, 80mm, 70mm, 60mm
 Leg Dia: 30 x 30mm
 Chrome plated steel stand with braked wheels

| | | | | | | | |
|----------------|--------------|----------------|---------------|------------|----------------|----------|--------|
| L | H | h | W | | | T | |
| 2.1m 82.68" | 4.7m 185" | 1.72m 67.7" | 62kg 136lb | 2.1m 7" | 70kg 154lbs | UW | KC-160 |



Dia. 6mm x 10M nylon rope with stainless spring hook are included for attaching to the eyelets of stand to tether the top of stand to the ground (set of 3).

744



721



721 Jumbo Stand -2 sections

1 riser, 2 sections
 Dia.: 70mm; 60mm
 Leg Dia.: 30 x 30mm
 Aluminum legs with chrome steel column

| | | | | | | | |
|------------------|----------------|-----------------|--------------------|----------------|-----------------|----------|--------|
| L | H | h | W | | | T | |
| 127.5cm 50.2" | 172cm 67.7" | 108cm 42.52" | 31.55kg 63.1lbs | 120cm 47.2" | 100kg 220lbs | UW | KC-160 |

Kupo Slider Stand combines the perfect build quality and weight with solid footing to give a perfect support for heavier cameras and heavy-duty sliders. The working height from 58cm (22.83") to 115 cm (45.27") giving a perfect height range for dolly work. It comes with two lazy legs for easy leveling on hills, mountainsides, rocky environments, stairs and most other uneven terrain. Even though it's designed as a slider stand, it's no problem to be used as a low mighty stand for the lighting fixture. And anything in a low configuration can mount virtually with adapters.

161MB Slider Stand-Black

1 riser, 2 sections / Dia.: 45mm, 40mm
 Leg Dia.: 25 x 25mm / With two leveling leg
 Powder coated steel stand

| | | | | | | | |
|--|---|--|---|--|---|---|---|
|  68cm 26.80" |  115cm 45.27" |  58cm 22.83" |  5.8kg 12.76lbs |  80cm 31.50" |  36kg 79.2lbs |  U |  KC-100M (Optional) |
|--|---|--|---|--|---|---|---|

Application



Memory collar is equipped for quick setting up the same height as last operation.



Bubble level is attached for easy indicating whether the stand is in upright position.



YOUTUBE
KUPO SLIDER
STAND [161MB]



YOUTUBE
KUPO SLIDER
STAND [161MB]

Junior receiver welded on stand top for fitting various adapters:



Fit for baby ball head adapter (KS-097)



Fit for junior to baby adapter (KS-200)



Fit for super grip finger (KCP-410)



Great for large lighting fixture.



Maximum operating height: 115cm (45.27")

Minimum operating height: 58cm (22.83")



Two leveling legs for the uneven terrain.


The Universal Track End is especially designed for Sliders and Dollies. It features a 2”(48-50mm) rail in diameter. The TVMP adapters at the center of the bracket allows mounting to any lighting stands that come with a baby stand or junior receiver. The U-shaped structure also allows the brackets to free-stand on the floor for low-angle shooting. (Set of 2)



KS-161 Universal Track End **W** 3.3kg / 7.26lbs

More features:

1. Two adjustable rail holders offer a useable distance between the rails (center to center) from 19.7cm(7.75”) to 40.2cm(15.83”).
2. Additional M10 holes are drilled into each end of the bracket for enhanced stability by mounting the couplers on with the pipes.



Two adjustable rail holders

Application



On the floor



YOUTUBE
KUPO UNIVERSALTRACK END
(KS-161)



KSB-161 Stand Bag for 161MB

Made of sturdy 1,000 D Cordura Nylon , the Kupo Slider Stand bag offers a convenient solution for transporting and storing slider stand on location. The two interior padded dividers protects your stand from scratches and provides storing space for other equipment. Additional exterior pouch offers a extra stroing space for more accessories.Durable nylon handles with a handle wrap are integrated into the bag's construction for added support. Widely zippered openings allows quickly access to each compartment.

Constructed from black powder coated steel, the Kupo 360 Spherical Camera stand features a small footprint with a telescopic pole mimized the view obstruction in different stature of shooting in 360. The counterweight can be easy mounted on the 3/8" threaded female drilled on the bottom of the telescopic pole that offer a great stability helps preventing it from toppling over on the uneven ground or when there's a stiff breeze. Central column is allowed to be detachable from the base. It can be used as a boom or rigged by overhead usage. Cable can run through central column and come out at the bottom.



YOUTUBE
KUPU
360 SPHERICAL
CAMERA STAND
(160MB)

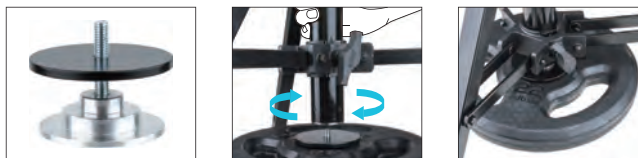
160MB 360 Spherical Camera Stand

1 riser, 2 sections / Dia.: 45mm, 40mm
Leg Dia.: 25 x 25mm / Powder coated steel stand
Three leveling leg

| | | | | | | |
|-----------------------------|-----------------------------|-----------------------------|----------------------------|------------------------------|-------------------------------|---------------|
| L 101cm 39.46" | H 165cm 64.94" | h 97.5cm 38.4" | W 8kg 17.6lbs | max 60cm 23.62" | max 36kg 79.2lbs | T U |
|-----------------------------|-----------------------------|-----------------------------|----------------------------|------------------------------|-------------------------------|---------------|

More features:

1. Small foot print help minimize look-down view and shadow obstruction.
2. 1-1/8" junior receiver stand top allows to integrates with grip equipment.
3. 1/4"-20 male thread on the stand top adapter allows to mount any camera comes with 1/4" female thread.
4. Weight plate for 28mm or 50mm bar diameter can be mounted at the bottom of the central column to increase the stability of stand with the plate holder.
5. Central column is allowed to be detachable from the base.
6. 3 x 3/8"-16 screw holes offer an integrated mounts for microphones, audio equipments, and other accessories.



The detachable central tube make it effortless to mount weight plate on the ground by turning the tube clockwise.

KS-259 Gimbal Docking Bracket

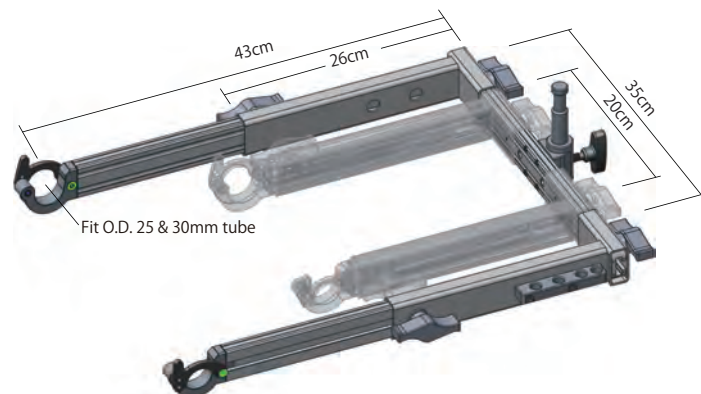
W 2.5kg
5.5lbs

Kupo Gimbal Docking Bracket offers an ideal tool to dock or balance your gimbal on cart or stand. The bracket equipped with a standard female 5/8" Baby pin so it can be mounted on a C-stand, and a male 5/8" Baby pin on top allows you to mount other accessories while the bracket is mounted. The bracket is adjustable both in length and width, make it deeper for long lens builds, and make it wider or narrower depending on the camera configuration. Build with steel frame and solid aluminum is strong enough to support heavy rig.

The lockable hooks on the ends of the arms can hold any gimbal ring or handlebar with a diameter 25~30mm and keep the gimbal in place on the bracket from being popped out. A tool holder is attached on one side of the arm providing an easy tool access and storage.

*Width: 20~ 35cm

*Length: 26~43cm



322M Monitor Stand

2 risers, 3 sections
 Dia.: 35, 40, 45mm
 1 leveling leg
 1 extendable leg (additional 12cm / 4.7")
 Black steel base, black coated steel sections



YOUTUBE
KUPO MONITOR STAND
(322M)

| | | | | | | |
|-------------|----------------|-----------------|----------------|---------------|---------------|---|
| | | | | | | |
| 74cm 29" | 190cm 74.8" | 94.5cm 37.2" | 7.7kg 17lbs | 75cm 29.5" | 25kg 55lbs | A |

Manufactured from black coated steel, this monitor stand is also ideal for supporting lights and camera sliders. The height-adjustable screen placement allows for ergonomic viewing from seat height to standing eye-level.



May stand alone with legs folded.

162MB Monitor stand II

2 risers, 3 sections
 Powder coated steel stand
 Dia.: 45mm; 40mm, 35mm
 Leg Dia.: 25x25mm
 One leveling leg

| | | | | | | | |
|-----------------|------------------|-----------------|-------------------|---------------|-----------------|---|-----------------------|
| | | | | | | | |
| 88.6cm 34.8" | 188.5cm 74.2" | 87.2cm 34.3" | 6.8kg 14.96lbs | 78cm 30.7" | 32kg 70.4lbs | A | KC-100M (Optional) |

Monitor stand II is primary designed for securely mounting your monitor on set or location. The welded 16mm (5/8") baby pin is also ideal for lighting fixture or any equipment comes with a 16mm (5/8") baby receiver. The optional caster sets (KC-100M) makes the stand movable easily.

Application:



Caster: KC-100M (optional)



May stand alone with legs folded.



YOUTUBE
KUPO HIGH VIEW
STAND (229MB)-1



YOUTUBE
KUPO HIGH VIEW
STAND (229MB)-2

229MB High View Stand

Aluminum stand with 5 risers and 6 sections.
Dia.: 50mm, 45mm, 40mm, 35mm, 30mm, 25mm
Leg Dia.: 30mm
with 3 leveling legs

| | | | | |
|----------------|-----------------|----------------|-------------------|----|
| | | | | |
| 174cm 68.5" | 730cm 287.4" | 168cm 66.1" | 10.8kg 23.8lbs | SW |

The perfect tool for real estate, event, landscape and school photographers. Made from aluminum, the High View is light enough to be carried on location but strong enough to support up to 10kg / 22lbs. It is equipped with a 3/8"-16 thread mounting plate on top, so that a tripod ball head can be mounted to it. A steel tether is also attached to the stand for an extra level of security while a camera is high in the air. Eyelets in the top plate can also be utilized to tether the top of the stand to the ground using guy wires (not included).

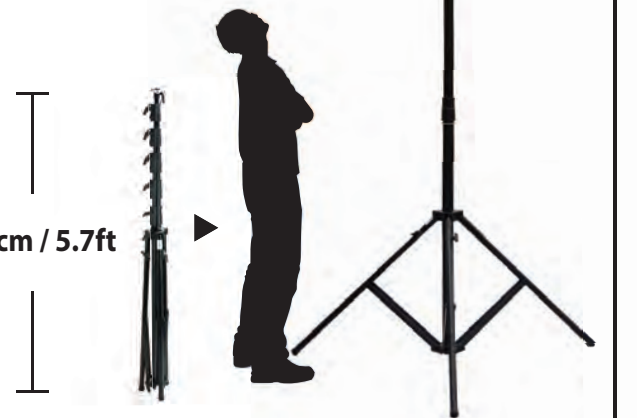
The 229 High View features 5 risers and 6 column sections allowing for mounting a camera or lighting accessory, anywhere between 1.9m (6.2ft) and 7.3m (23.9ft). For an extra level of stability, the center column can be lowered independently of the legs and hardware. This allows for a fourth point of contact with the ground with minimal effort. Each leg also has its own adjustment built in to ensure stable set up on uneven ground. The carrying bag is included.

Note: Maximum loading weight is rated at 10kg / 22lbs, however, 1kg / 2.2lbs maximum payload at 6 degree inclination while the stand is full extended to 7.3m / 23.9ft.



730cm / 23.9ft

174cm / 5.7ft



The bag is made to store or carry on location with ease (Included).

Other features:



A steel tether is also attached to the stand for an extra level of security. A 3/8"-16 mounting plate in top, so that you can mount a ball head to it.



Bubble level is attached to the column to assist for easy leveling of the stand.



Three leveling legs for added ease of set-up on uneven surfaces.



Eyelets in the top plate can also be utilized to tether the top of the stand to the ground using guy wires.




Equipped with rubber feet to increase stability on non-slip surfaces.



Dia.6mm x 10M nylon rope with stainless spring hook are included for attaching to the eyelets of stand to tether the top of stand to the ground (set of 3).

Century Stands, or simply known as "C" Stands, have been one of the most common types of grip equipment used by the filmmaking industry for decades due to their strength and flexibility. Used on its own or in combination with a grip head and grip arm, the C-stand is used for mounting lighting equipment and a whole variety of light shaping tools and accessories. All Century Stands feature a unique base specially designed with three varied leg heights. This enables the user to position, or "nest" the stand bases so that the risers are just inches apart from one another for use in close proximity mounting of lights and other grip equipment or easy storage.

Kupo Master C-Stand with Turtle Base features a unique innovation in the world of C-Stands that enables the still or moving image-maker to open and collapse the legs of the base in under two seconds! The Master C-Stand is outfitted with a patented spring ring locking system that removes all tension from the legs so that gravity does the work for you. The removable base also separates from the main riser section for easy transport. Another advantage of a turtle base is that once you remove the main riser section, you have a junior 1-1/8" (28mm) receiver to accept any junior stud or accessory.



CT-20M 20" C-Stand (Silver)

CT-20MB 20" C-Stand (Black)

| | | | | | | |
|---------------|----------------|-----------------|-------------------|---------------|---------------|----------|
| L | H | h | W | | | T |
| 93cm 36.6" | 172cm 67.7" | 92.5cm 36.4" | 6.25kg 13.7lbs | 95cm 37.4" | 10kg 22lbs | A |

CT-30M 30" C-Stand (Silver)

CT-30MB 30" C-Stand (Black)

| | | | | | | |
|--------------|--------------|----------------|----------------|---------------|---------------|----------|
| L | H | h | W | | | T |
| 110cm 44" | 226cm 89" | 115cm 45.3" | 6.8kg 15lbs | 95cm 37.4" | 10kg 22lbs | A |

CT-40M 40" C-Stand (Silver)

CT-40MB 40" C-Stand (Black)

| | | | | | | |
|----------------|-----------------|----------------|------------------|---------------|---------------|----------|
| L | H | h | W | | | T |
| 134cm 52.7" | 295cm 116.1" | 134cm 52.8" | 7.5kg 16.5lbs | 95cm 37.4" | 10kg 22lbs | A |

Master Series C-Stand
w/ Turtle Base (Quick Release C-Stand)
2 risers, 3 sections
Dia.: 35mm, 30mm, 25mm
Chrome plated steel for silver
Powder coated steel for black



YOUTUBE
KUPO MASTER C-STAND
W/ TURTLE BASE
(CT-40M & CT-30M & CT-20M)

More features include :

1. Zinc casting alloy makes the leg base holders solid and sturdy.
2. Stainless steel heli-coil gives protection to the aluminum riser to prevent being damaged by stainless steel bolts or knobs.
3. Unique hollow design of the junior pin receiver on the base also makes dust, sand, and water pass through easily for better cleaning and easy maintenance.
4. Captive on the top of the thread prevents the knob from falling off the stands.


New feature:



Kupo C-Stands are fitted with a captive knob which prevents it from coming off the stand when unscrewed too far.

PATENTED

THE INNOVATIVE SPRING RING LOCKING SYSTEM DESIGN.



Deploying the Kupo Turtle Base C-Stand





CT-20MK / MKB 20" C-Stand Kits (Silver / Black)

including : CT-20M/B, KCP-200/B and KCP-221/B

| | | | | | | |
|---------------|----------------|-----------------|--------------------|---------------|---------------|----------|
| L | H | h | W | | | T |
| 93cm 36.6" | 172cm 67.7" | 92.5cm 36.4" | 8.14kg 17.95lbs | 95cm 37.4" | 10kg 22lbs | A |

Master Series C-Stand Kits
w/Turtle Base (Quick Release C-Stand)
includes one grip arm and 2.5" grip head
2 risers, 3 sections
Dia.: 35mm, 30mm, 25mm
Chrome plated steel for silver
Powder coated steel for black



CT-40MK / MKB 40" C-Stand Kits (Silver / Black)

including : CT-40M/B, KCP-200/B and KCP-241/B

| | | | | | | |
|----------------|---------------|----------------|--------------------|---------------|---------------|----------|
| L | H | h | W | | | T |
| 134cm 60.9" | 295cm 134" | 134cm 52.8" | 9.75kg 21.50lbs | 95cm 37.4" | 10kg 22lbs | A |

Master Series C-Stand Kits
w/Turtle Base (Quick Release C-Stand)
includes one grip arm and 2.5" grip head
2 risers, 3 sections
Dia.: 35mm, 30mm, 25mm
Chrome plated steel for silver
Powder coated steel for black

C-Stand Bases

This is a replacement base for the Master C-Stands with Turtle base. It features a zinc alloy base casting that's five times stronger than aluminum to sustain the weight of heavy sandbags and people standing on it. The hollow junior pin receiver allows debris to pass through for easier cleaning and maintenance, and the patented spring ring locking system enables you to open and close the base in under a second. It may be used as a very low stand for backlites or different types of stand with various extension columns.



CT-BS C-Stand Base (Silver)

| | | | | | |
|--|--|--|--|--|--|
|  35cm 13.8" |  35cm 13.8" |  3.5kg 7.72lbs |  95cm 37.4" |  30kg 66.1lbs |  U |
|--|--|--|--|--|--|



CT-BSB C-Stand Base (Black)

| | | | | | |
|--|--|--|--|--|--|
|  35cm 13.8" |  35cm 13.8" |  3.5kg 7.72lbs |  95cm 37.4" |  30kg 66.1lbs |  U |
|--|--|--|--|--|--|



A junior 1-1/8" (28mm) receiver.



PATENTED Locking system design.



YOUTUBE
KUPO C-STAND TURTLE BASE
(CT-BS, CT-BSB, CT-SBS & CT-SBSB)

Compact C-Stand Bases

This is the baby brother of the Master C-Stand Turtle base with a smaller footprint that allows the user to set up in smaller spaces. The compact design also saves on weight and storage space making it easier to transport.



CT-SBS Compact C-Stand Base (Silver)

| | | | | | |
|--|--|---|--|--|--|
|  35cm 13.8" |  35cm 13.8" |  3.3kg 7.2lbs |  75cm 29.5" |  30kg 66.1lbs |  U |
|--|--|---|--|--|--|



CT-SBSB Compact C-Stand Base (Black)

| | | | | | |
|--|--|---|--|--|--|
|  35cm 13.8" |  35cm 13.8" |  3.3kg 7.2lbs |  75cm 29.5" |  30kg 66.1lbs |  U |
|--|--|---|--|--|--|



A junior 1-1/8" (28mm) receiver.



PATENTED Locking system design.

Sliding Leg C-Stand

Features two legs that are spring loaded to open in fixed positions, while the third leg is height adjustable by loosening a locking knob and sliding it up and down the main riser section. This enables the user to raise one leg higher than the others to level out the stand on an incline or uneven terrain. This feature provides optimum support of your light heads, reflectors and gobos.



YOUTUBE
KUPO MASTER C-STAND
W/ SLIDING LEG
(CS-40M & CS-30M & CS-20M)

CS-20M 20" C-Stand (Silver)

CS-20MB 20" C-Stand (Black)

| | | | | | | |
|---------------|----------------|---------------|------------------|---------------|---------------|----------|
| L | H | h | W | | | T |
| 91cm 35.8" | 196cm 77.1" | 87cm 34.3" | 5.6kg 12.3lbs | 95cm 37.4" | 10kg 22lbs | A |

CS-30M 30" C-Stand (Silver)

CS-30MB 30" C-Stand (Black)

| | | | | | | |
|----------------|----------------|----------------|-------------------|---------------|---------------|----------|
| L | H | h | W | | | T |
| 112cm 44.0" | 250cm 98.4" | 112cm 44.1" | 6.25kg 13.7lbs | 95cm 37.4" | 10kg 22lbs | A |

CS-40M 40" C-Stand (Silver)

CS-40MB 40" C-Stand (Black)

| | | | | | | |
|----------------|-----------------|----------------|-------------------|---------------|---------------|----------|
| L | H | h | W | | | T |
| 132cm 51.9" | 323cm 127.1" | 134cm 52.8" | 7.0kg 15.43lbs | 95cm 37.4" | 10kg 22lbs | A |

Master Series C-Stand with Sliding Leg

2 risers, 3 sections

Dia.: 35mm, 30mm, 25mm

Chrome plated steel for silver

Powder coated steel for black



Features:



C-Stand with sliding leg



In action on stairs



Zinc casting alloy makes the leg base holders solid and sturdy.



CS-20MK / MKB 20" C-Stand Kits (Silver / Black)

including : CS-20M/B, KCP-200/B and KCP-221/B

| | | | | | | |
|---------------|--------------|---------------|-------------------|---------------|---------------|----------|
| L | H | h | W | | | T |
| 91cm 41.3" | 196cm 89" | 87cm 34.3" | 7.5kg 16.53lbs | 95cm 37.4" | 10kg 22lbs | A |

Master Series C-Stand Kits with Sliding Leg C-Stand includes one grip arm and 2.5" grip head
2 risers, 3 sections
Dia.: 35mm, 30mm, 25mm
Chrome plated steel for silver
Powder coated steel for black

CS-40MK/MKB 40" C-Stand Kits (Silver / Black)

including : CS-40M/B, KCP-200/B and KCP-241/B

| | | | | | | |
|----------------|-----------------|----------------|--------------------|---------------|---------------|----------|
| L | H | h | W | | | T |
| 132cm 51.9" | 323cm 127.1" | 134cm 52.8" | 9.19kg 20.26lbs | 95cm 37.4" | 10kg 22lbs | A |

Master Series C-Stand Kits with Sliding Leg C-Stand includes one grip arm and 2.5" grip head
2 risers, 3 sections
Dia.: 35mm, 30mm, 25mm
Chrome plated steel for silver
Powder coated steel for black

KUPO 40in Master C-Stand With Sliding Leg & Quick-Release System

Kupo CL master C stand is the latest addition to Kupo C stand series, featuring a patent mechanical design that allows you to enjoy quick-release set up and a sliding leg for an incline or uneven terrain. Just unlock the knob of the longest leg so that all legs can be swung to the correct positions in seconds. While the longest leg is doing a leveling job and the spring-loaded locating pin is engaged, then the middle leg is able to keep in place preventing tip-over from an accident. The Master Sliding Leg C-Stand provides quick, safe, and solid support.



CL-20M 20" Master C-Stand W/ Sliding Leg & Quick Release-Silver

CL-20MB 20" Master C-Stand W/ Sliding Leg & Quick Release-Black

| | | | | | | |
|---|---|--|---|---|---|---|
|  |  |  |  |  |  |  |
| 91cm 35.8" | 190cm 74.8" | 91cm 35.8" | 5.5kg 12.13lbs | 95cm 37.4" | 10kg 22lbs | T |

CL-30M 30" Master C-Stand W/ Sliding Leg & Quick Release-Silver

CL-30MB 30" Master C-Stand W/ Sliding Leg & Quick Release-Black

| | | | | | | |
|---|---|--|---|---|---|---|
|  |  |  |  |  |  |  |
| 108.5cm 42.7" | 244cm 96.1" | 108.5cm 42.7" | 6.1kg 13.4lbs | 95cm 37.4" | 10kg 22lbs | T |

CL-40M 40" Master C-Stand W/ Sliding Leg & Quick Release-Silver

CL-40MB 40" Master C-Stand W/ Sliding Leg & Quick Release-Black

| | | | | | | |
|---|---|--|---|---|---|---|
|  |  |  |  |  |  |  |
| 132.5cm 52.2" | 313cm 123.2" | 132.5cm 52.2" | 6.8kg 14.9lbs | 95cm 37.4" | 10kg 22lbs | T |

Master Series C-Stand with Sliding Leg & Quick Release
 2 risers, 3 sections
 Dia.: 35mm, 30mm, 25mm
 Chrome plated steel for silver
 Powder coated steel for black

PATENTED

Innoative locating pin design prevents accidental collapse and tip-over.



YOUTUBE
**KUPO MASTER C STAND
 WITH SLIDING LEG &
 QUICK RELEASE SYSTEM
 (CL-40M)**



YOUTUBE
**KUPO A CLOSER LOOK
 OF KUPO CL MASTER
 SLIDING LEG C-STAND
 (CL-40M)**

Features:



A sliding leg for an incline or uneven terrain.



Locating pin is designed to be engaged for preventing accidental collapse and tip-over.



Unlock the knob of the longest leg so that all legs can be swung to the correct positions in seconds.



YOUTUBE
KUPO 40" MASTER C-STAND KIT WITH SLIDING LEG
& QUICK RELEASE SYSTEM
(CL-40MK & CL-40MKB)

CL-20MK / MKB KUPO 20in Master C-Stand
 With Sliding Leg & Quick-Release System

Including: CL-20M/MB, KCP-200B and KCP-241B

| | | | | | |
|---------------|----------------|---------------|-------------------|---------------|---------------|
| L | H | h | W | max | T |
| 91cm 35.8" | 190cm 74.8" | 91cm 35.8" | 5.5kg 12.13lbs | 95cm 37.4" | 10kg 22lbs |

CL-30MK / MKB KUPO 30in Master C-Stand
 With Sliding Leg & Quick-Release System

Including: CL-30M/MB, KCP-200B and KCP-241B

| | | | | | |
|------------------|----------------|------------------|------------------|---------------|---------------|
| L | H | h | W | max | T |
| 108.5cm 42.7" | 244cm 96.1" | 108.5cm 42.7" | 6.1kg 13.4lbs | 95cm 37.4" | 10kg 22lbs |

CL-40MK / MKB KUPO 40in Master C-Stand
 With Sliding Leg & Quick-Release System

Including: CL-40M/MB, KCP-200B and KCP-241B

| | | | | | |
|------------------|-----------------|------------------|------------------|---------------|---------------|
| L | H | h | W | max | T |
| 132.5cm 52.2" | 313cm 123.2" | 132.5cm 52.2" | 6.8kg 14.9lbs | 95cm 37.4" | 10kg 22lbs |



KUPO Grip Head (also gobo head) is specially designed to be mounted on a C-Stand with its 16mm socket. Four different sizes and a rotatable V jaw allows the user to attach scrims, flags, cutters, reflectors and backdrops to meet various requirements of lighting control.

More Features:

1. Aluminum casting body with 16mm mounting hole for a 5/8" (Baby) stud or stand top.
2. Non-slip, non-stick, aluminum braking pad offers secure locking and precise control compared to fiber which would deteriorate.
3. Large size T-handle is ergonomically designed for the biggest torque
4. Four V jaws for different dia. (5/8", 1/2", 3/8", 1/4") pins or tubes.
5. V jaws with special tooth design offers a better grip.
6. Steel material makes the located pin sturdier than an aluminum casting pin.
7. Stainless steel central bolt provides the most durable construction.
8. Dedicated bearing added to reinforce the torque for a stronger grip.



YOUTUBE
KUPO GRIP HEAD
W/ HANDLE (KCP-200)



Aluminum friction disc



Diamond shaped jaws



Dots & fingers are able to be firmly mounted with the 1/4" V jaw.



KCP-200

2-1/2" Grip Head - Silver

W 0.78kg
1.72lbs



KCP-200B

2-1/2" Grip Head - Black

W 0.78kg
1.72lbs



KS-169 Spring safety pin

Made by zinc plated steel, this spring type safety pin which is 3mm in diameter has a central locking pin and spring section to hold it in place. It is ideal for use on any 5/8"(16mm) pin which comes with a safety pin hole to keep the grip head in place. (Set of 5)



KCP-225B

2-1/2" Grip Head for 25mm Tube - Black

W 0.72kg
1.6lbs

Constructed with solid die-cast aluminum and black powder finish, this 2.5" grip head features a 25mm V jaw for securely holding a 25mm tube as a frame and is easily mounted on the stand.



W 970g
2.15lbs

KCP-280B Double Gag Grip Head 2-1/2"-Black

Constructed by two sets of griphead discs mounted on a steel plate with a dia.10mm rod for 135mm / 5.3" length.

KCP-290B Gag Grip Head 2-1/2"-Black

W 600g
1.33lbs

Offers a second grip head for more applications. Comes with a rubber pad covering the wheel handle to provide comfort and a secure grip.



W 870g
1.95lbs

KCP-210 2-1/2" Grip Head w/ 16mm Baby Spigot

Grip head with fixed baby pin allows one lighting fixture or accessory to be mounted on this grip head without the need for additional lighting stands.

KCP-230 2-1/2" Grip Head


w/ a Swivel 16mm Baby Spigot

W 700g
1.55lbs

Swivel 5/8" (16mm) baby pin designed for wide angle of fixed solution. Also 16mm baby receiver (inside) and 28mm junior pin (outside) attach to the grip head for fitting onto various stand tops or mounting accessories.



YOUTUBE
KUPO GRIP HEAD
W/ HEX STUD
(KCP-260B)



W 650g
1.44lbs

KCP-260B Grip Head w/Hex Stud

W 650g
1.44lbs

KCP-265 Grip Head w/ Coupler

W 650g
1.44lbs

This Grip Head with Half Copuler has a working load of 44lbs (20kg). Coupler for tube size dia. 48-51mm

A Grip Arm (or Gobo Arm or Boom Arm) for a C-Stand can be used in conjunction with a 2-1/2" grip head (KCP-200), giving you complete flexibility to position a gobo such as flags, scrims and silks as well as other accessories virtually anywhere. The surface of the tubing is painstakingly machined to create a rough texture to ensure a non-slip surface. The 2-1/2" grip head consists of a pair of rotating aluminum discs attached to a 5/8" (16mm) receiver. The discs have four different sized "V" shaped jaws to accept any accessory with a 5/8", 1/2", 3/8" or 1/4" mounting stud or tubing. Also features an oversized ergonomic "T" handle and dedicated roller bearings designed for maximum torque, and constructed around a solid steel central bolt with a fixed solid pin to secure it to the aluminum casting for increased strength and durability.



Extra reinforced roller pin to fix extension arm.



KCP-220

20" Extension Grip Arm - Silver

KCP-220B

20" Extension Grip Arm - Black

W 1.09kg
2.4lbs



KCP-221

20" Extension Grip Arm W/ Baby Hex Pin- Silver

KCP-221B

20" Extension Grip Arm W/ Baby Hex Pin- Black

It features the arm with a hex baby pin which is suitable for mounting a lighting fixture or anything with a baby receiver.

W 1.09kg
2.4lbs



YOUTUBE
KUPO HEX GRIP ARM W/
BIG HANDLE (KCP-221)



KCP-240 / KCP-240B 40" Extension Grip Arm - Silver / 40" Extension Grip Arm - Black

W 1.47kg
3.25lbs



KCP-241 40" Extension Grip Arm with Baby Hex Pin - Silver

KCP-241B 40" Extension Grip Arm with Baby Hex Pin - Black

Features the arm with a hex baby pin which is suitable for mounting a lighting fixture or anything with a baby receiver.

W 1.47kg
3.25lbs

Baby hex pin



YOUTUBE
KUPO 40" HEX GRIP ARM
W/ BIG HANDLE (KCP-241)




KS-225 16mm Dia. Steel Tube Length 20"(50cm)-Silver

W 320g
11.3oz

KS-245 16mm Dia. Steel Tube Length 40"(100cm)-Silver

W 640g
22.6oz

16mm dia. steel tube with matte finish especially designed for rig shots.



All axis lock with just one ratcheted handle.



Racheted handle.



Angle adjustable in all directions.




1/4" -20 female thread on the top.

KCP-246 Super Grip Arm **L** 1.45kg **W** 3.2lbs

Offers an excellent mounting solution for precise placement of lights over obstructions or any awkward position. It is built with a 40" steel extension arm with a baby stud and equipped with a Super Grip Finger, and a 5/8" swiveling pin on a ball joint pivot. All axis lock positively with just one ratcheted handle.



YOUTUBE
KUPO GRIP ARM
SUPPORT (KCP-215)



Tiny clamp with double ball.



Length adjustable knob.



Fit for 3 way clamp and Convi clamp.

KCP-215 Grip Arm Support **L** 56cm 22" **H** 78cm 30.7" **W** 0.5kg 1.1lbs

This is especially designed for giving the most support to a grip arm. It is constructed with an extendable aluminum column, and comes with the ball joint pivot clamp in one end, and an angle-adjustable attachment on the other end. The attachments can also be easily fitted into the KCP-930 which is a lightweight aluminum clamp for quickly coupling the stand tube from 35mm to 50mm with its spring locking design. In addition to Kupo 3 way clamp (KCP-930), the grip arm support can be also fitted into the 16mm socket of Super Convi clamp. With this functional support arm, the loading weight of a grip arm could be increased and a sliding problem could be solved.



KCP-216 Boom Arm Support **L** 56cm 22" **H** 78cm 30.7" **W** 0.5kg 1.1lbs

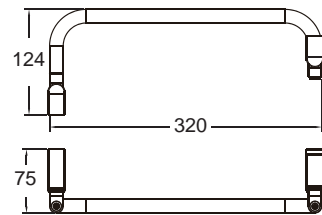
Similar to KCP-215P but gives the support for a boom arm instead of a grip arm. This is constructed with a two sectioned extendable aluminum column with angle-adjustable attachments at both ends. Connecting two 3 way clamps KCP-930 (or Super Convi clamp, KCP-700) on the stand tube and boom arm, the loading weight of boom arm is significantly increased.



YOUTUBE
KUPO BOOM ARM
SUPPORT (KS-320)



Super strength magnet equipped for attaching the steel column easily when stored.



KS-320 Microphone Boom Holder **L** 32cm 12.6" **W** 0.37kg 0.82lbs

Kupo boomgrip is designed for securely and easily mounting a microphone boom on a C-Stand through the grip head. Constructed with chromed plated steel and a rough texture surface treatment to ensure the holder is firmly attached on the grip head. The rubberized coat on both U hooks offers great protection for the boom pole from scratching by metal devices and keeps the boom pole from rotating on the U hooks. The super strength magnets are equipped to offer a great placement solution for easily attaching the holder on the steel column of the stand.

Designed primarily to control natural or artificial light on indoor or outdoor shoots. Flags are square or rectangular steel frames stitched with fabric and come with a 9.5mm diameter mounting pin welded on the steel frame for connecting a grip head (or gobo). Flags are typically used with C-Stands so you can position them into place to create contrast, change lighting ratios, add diffused light, or block light completely in specific areas.

FULL FRAME FLAG:



KT-1824FBD
18"x24" Full Frame Black Denim **W** 0.79kg / 1.75lbs

KT-2436FBD
24"x36" Full Frame Black Denim **W** 1.55kg / 3.42lbs



KT-1824FW **W** 0.75kg / 1.5lbs
18"x24" Full Frame White Artificial Silk

KT-2436FW **W** 1.5kg / 3.3lbs
24"x36" Full Frame White Artificial Silk

Open End Flag:



KT-1824OW
18"x24" Open End Frame White Artificial Silk **W** 0.57kg / 1.26lbs

KT-2436OW
24"x36" Open End Frame White Artificial Silk **W** 1.12kg / 2.47lbs



KT-1824OQ **W** 0.57kg / 1.26lbs
18"x24" Open End Frame Quarter Silk

KT-2436OQ **W** 1.12kg / 2.47lbs
24"x36" Open End Frame Quarter Silk



KT-1824OSWB
18"x24" Open End Frame Single White Bobbin Net **W** 0.57kg / 1.26lbs **1/2 A STOP**

KT-2436OSWB
24"x36" Open End Frame Single White Bobbin Net **W** 1.12kg / 2.47lbs **1/2 A STOP**



KT-1824ODWB **W** 0.58kg / 1.28lbs
18"x24" Open End Frame Double White Bobbin Net **1 A STOP**

KT-2436ODWB **W** 1.14kg / 2.52lbs
24"x36" Open End Frame Double White Bobbin Net **1 A STOP**



KT-1824OSBB
18"x24" Open End Frame Single Black Bobbin Net **W** 0.57kg / 1.26lbs **1/2 A STOP**

KT-2436OSBB
24"x36" Open End Frame Single Black Bobbin Net **W** 1.12kg / 2.47lbs **1/2 A STOP**



KT-1824ODBB **W** 1.14kg / 2.52lbs
18"x24" Open End Frame Double Black Bobbin Net **1 A STOP**

KT-2436ODBB **W** 1.14kg / 2.52lbs
24"x36" Open End Frame Double Black Bobbin Net **1 A STOP**

Lighting control carrying bag is made of rugged polyester fabric with zippered closure and carrying handle making it a great solution for storage and transportation of flags. To cater for the needs of complete lighting control with flags, there are 6 varieties of flags including: single black net, double black net, single white net, double white net, artificial silk and 1/4 silk in each carrying bag. A deluxe bag with separated pockets is also available.



YOUTUBE
KUPO OPEN END FLAG KITS
18X24 (KT-1824K),
& 24X36(KT-2436K)



OPEN END FLAG KITS:

KT-1824K **W** 5.5kg / 12.13lbs
18" x 24" Open End Net Kits

KT-2436K **W** 10.58kg / 23.4lbs
24" x 36" Open End Net Kits

FLAGS BAG:

KT-1824BAG **W** 2kg / 4.4lbs
Empty lighting control carrying bag for 18" x 24" frame flag.

KT-2436BAG **W** 3.6kg / 7.9lbs
Empty lighting control carrying bag for 24" x 36" frame flag.

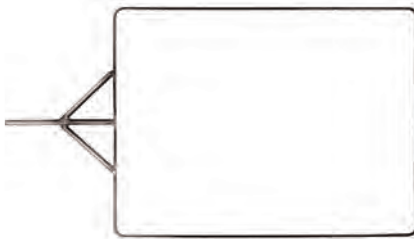


KT-3636TF 36" x 36" Floppy - Top Hinge **W** 3.2kg / 7lbs

A floppy flag comes in handy to provide some shade for the camera or monitor outdoors, or to block light from a doorway with no door, or to control light spill on talent in front of green screen lighting. The Kupo KT-3636TF floppy flag 36"x36"(90 x 90cm) with top hinge is made of opaque fabric with a rigid frame. It measures 36"x36" (90 x 90 cm) and can be opened to a size of 36"x72"(90 x 180 cm) by detaching the velcro. Features a Velcro sewn on the back of flag that makes it firmly stick on the stand. A rolled-up edge in one end of flag allows you to put rod or tube as weight to keep the flag straight.

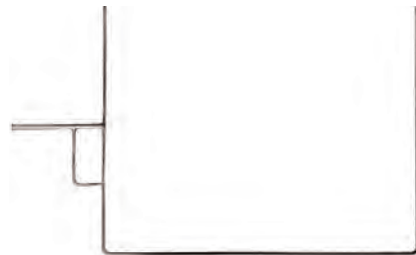
KT-4848TF 48" x 48" Floppy - Top Hinge **W** 5.7kg / 12.5lbs

The Kupo KT-4848TF floppy flag 48"x48"(20 x 120cm) with top hinge is made of opaque fabric with a rigid frame. It measures 48"x48"(120 x 120 cm) and can be opened to a size of 48"x96"(120 x 240 cm) by detaching the velcro. Features a Velcro sewn on the back of flag that makes it firmly stick on the stand. A rolled-up edge in one end of flag allows you to put rod or tube as weight to keep the flag straight.



KCP-F1824 Flag Frame 18" x 24" (45 x 60cm)
KCP-F2436 Flag Frame 24" x 36" (60 x 90cm)

Kupo Flag frame is made by dia. 5mm stainless steel spring with a dia. 9.5mm mounting pin.



KCP-OF1824 Open Frame 18" x 24" (45 x 60cm)
KCP-OF2436 Open Frame 24" x 36" (60 x 90cm)

Kupo Open frame is made by dia. 6.3mm stainless steel spring with a dia. 9.5mm mounting pin.



KCP-FF1824 Flat Flag Frame 18"X24" (45 x 60cm) **W** 0.94kg / 2.06lbs
KCP-FF2436 Flat Flag Frame 24"X36" (60 x 90cm) **W** 1.1kg / 2.42lbs
KCP-FF3036 Flat Flag Frame 30"X36" (76 x 90cm) **W** 1.2kg / 2.64lbs
KCP-FF3636 Flat Flag Frame 36"X36" (90 x 90cm) **W** 1.3kg / 2.86lbs




Flat frame constructed from light weight aluminum flat bar and welded with a 16mm mounting pin for connecting with grip head. The flat edge designed for quick attaching rags, gels and diffusion of your choice to control light.

A cucoloris, shortened to cookie, is used to create a more natural look by breaking up the light from a man made source. It can be used to simulate movement by passing shadows or light coming through a leafy canopy. Kupo wood cookie are made by 10mm thickness high quality plywood that built to long lasting operating. The U-shaped metal cookie holder with 10mm pin is equipped offers an easy combination method for the cookie with light stand through a grip head.



YOUTUBE
KUPO WOOD CUCOLORIS
(COOKIE) BREAK-UP
(KH-C1824 & KH-C2436)



KH-C1824 **W** 1.2kg
2.66lbs

Wood Cucoloris (Cookie) Breakup - 18" x 24"

KH-C2436 **W** 2kg
4.5lbs

Wood Cucoloris (Cookie) Breakup - 24" x 36"

KS-203 Cucoloris Handle

Constructed from heavy-duty steel with 3/8" stud, this cucoloris handle is designed for holding any Breakup or Blinds which comes with 10mm thickness plywood.



YOUTUBE
KUPO WOOD CUCOLORIS
(COOKIE) BLINDS
(KH-B1824 & KH-B2436)

KH-B1824 **W** 1.2kg
2.66lbs




Wood Cucoloris (Cookie) Blinds - 18" x 24"

KH-B2436 **W** 2kg
4.5lbs

Wood Cucoloris (Cookie) Blinds - 24" x 36"



A dot or finger made by thin spring steel can be attached to the flex arm with a mounting pin for precise positioning. This Dot and Finger Kit features a variety of shapes and materials that allow you to shape, soften, and control the light. Great for highlights or negative fill on small curved shiny surfaces. (Package including 30pcs Dots & Finger with a carrying bag)



DF-30K Dot & Finger Kit w/ Carry Bag **W** 2.1kg
4.62lbs


Black Denim

Double Black Bobbin Net

Single Black Bobbin Net

White Artificial Silk

| Material | DOT | | | FINGER | |
|-------------------------|----------|-----------|------------|---------------------|----------------------|
| | 3" (8cm) | 6" (15cm) | 10" (25cm) | 2" x 12" (5 x 30cm) | 4" x 14" (10 x 35cm) |
| White Artificial Silk | x1 | x1 | x1 | x1 | x1 |
| Single Black Bobbin Net | x2 | x2 | x2 | x2 | x2 |
| Double Black Bobbin Net | x2 | x2 | x2 | x2 | x2 |
| Black Denim | x1 | x1 | x1 | x1 | x1 |



Designed primarily to support overhead frames, also known as “butterfly frames”, this giant is ready to take your support needs skyward. Each riser is spring cushioned as a safety feature to protect lighting fixtures from a sudden drop if the locking collar becomes loose. The solid steel construction has a maximum load capacity of 88.2 lbs (40kg) and is equipped with braked casters to easily reposition heavy loads. Each caster is equipped with a peg that extends past the wheel allowing it to stand upright when collapsed. The High Overhead Stand also features a “true combination” head with a 4 1/2” grip head, and a junior 1-1/8” (28mm) receiver to accept any kind of mounting challenge.



YOUTUBE
KUPU HIGH OVERHEAD STAND
(600MR)

600MR High Overhead Roller Stand

3 risers, 4 sections.
Dia.: 45mm, 40mm, 35mm, 30mm
Leg: 25mm x 25mm
Chrome plated steel with KC-100S caster
Spring cushioned

| | | | | | | |
|----------------|-----------------|-----------------|-------------------|----------------|-----------------|----------|
| L | H max | h min | W | | ↓ max | T |
| 186cm 73.2" | 594cm 233.9" | 209cm 82.3" | 18.5kg 40.7lbs | 156cm 61.4" | 40kg 88.2lbs | G |



610MR Medium Overhead Roller Stand

3 risers, 4 sections.
Dia.: 45mm, 40mm, 35mm, 30mm
Leg : 25mm x 25mm
Chrome plated steel with KC-100S caster
Spring cushioned

| | | | | | | |
|----------------|-----------------|-----------------|-----------------|----------------|-----------------|----------|
| L | H max | h min | W | | ↓ max | T |
| 146cm 57.5" | 430cm 169.3" | 139cm 54.7" | 18kg 39.6lbs | 156cm 61.4" | 40kg 88.2lbs | G |



YOUTUBE
 KUPO WIDE BASE HIGH
 OVERHEAD STAND (620M)

620M Wide Base High Overhead Stand

3 risers, 4 sections.
 Dia.: 50mm, 45mm, 40mm, 35mm
 Leg: 30mm x 30mm
 With 2 leveling legs / 3 wind bracing eye rings
 Chrome plated steel
 Spring cushioned

| | | | | | | | |
|--------------|-----------------|------------------|-------------------|----------------|-----------------|----------|-----------------------|
| L | H | h | W | | | T | |
| 188cm 74" | 633cm 249.2" | 184.5cm 72.6" | 20.3kg 44.7lbs | 196cm 77.2" | 40kg 88.2lbs | G | KC-100G (Optional) |

KCP-450

4.5" Grip Head w/ a Junior Stud & Receiver **W** 2.4kg / 5.29lbs

The KCP-450 is designed to convert a junior stand into an overhead stand. Features three V jaws in different diameter including 3/8"(10mm), 1/2"(13mm) 5/8"(16mm) and 1"(25.4mm) allows to offer a solid lock for a gobo arm, large flag or butterfly in all directions.



YOUTUBE
 KUPO 4.5 INCH
 GRIP HEAD W/ JUNIOR
 STUD AND RECEIVER
 (KCP-450)



KCP-680B Grip Helper **W** 5kg / 11lbs

The Grip Helper is constructed from a junior (29mm) receiver on the end of a 45 degree angle arm which can extended from 90 cm to 180 cm and a 4.5" Griphead on the other. Designed for a scrim, silk or blackout, it can be used with a lighting fixture from the same stand.



YOUTUBE
 KUPO GRIP HELPER
 (KCP-680B)



BUTTERFLY FRAME

Kupo butterfly frames are made of heavy duty 30mm square section aluminum tubes, which can be easily locked together and disassembled for storage and transportation. Ear type frame supporters (or Stud type with wire for 20' x 20') are provided for mounting the butterfly frame on the stands allowing for a stable frame for silks, scrims, etc.




KH-06 Butterfly Frame Kit 6' x 6' (1.8M x 1.8M)

- BF60 (6' square tube female) x 4
- FH10 (Ear type frame supporter) x 2
- FC15A (Corner) x 2
- FC15B (Corner with nut) x 2
- A17 (Corner Bolt) x 2



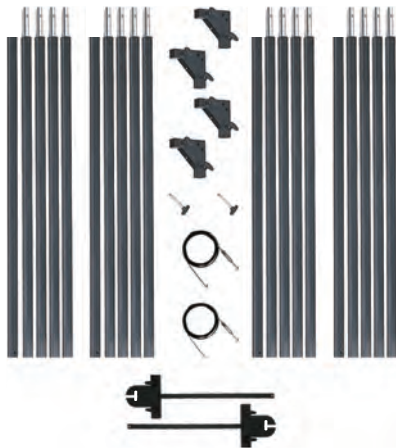
KH-08 Butterfly Frame Kit 8' x 8' (2.4M x 2.4M)

- BF40 (4' square tube female) x 4
 - BF45 (4' square tube male) x 4
 - FH10 (Ear type frame supporter) x 2
 - FC15A (Corner) x 2
 - FC15B (Corner with nut) x 2
 - A17 (Corner Bolt) x 2
- Also fit for frame size 4' x 4'



KH-12 Butterfly Frame Kit 12' x 12' (3.6M x 3.6M)

- BF40 (4' square tube female) x 4
 - BF45 (4' square tube male) x 8
 - FH10 (Ear type frame supporter) x 2
 - FC15A (Corner) x 2
 - FC15B (Corner with nut) x 2
 - A17 (Corner Bolt) x 2
- Also fit for frame size: 4' x 4', 8' x 8'



KH-20 Butterfly Frame Kit 20' x 20' (6M x 6M)

- BF40 (4' square tube female) x 4
 - BF45 (4' square tube male) x 16
 - FH20 (Stud type frame supporter) x 2
 - FC15A (Corner) x 2
 - FC15B (Corner with nut) x 2
 - A17 (Corner Bolt) x 2
 - SW-TB (Safety wire) x 2
- Also fit for frame size: 4' x 4', 8' x 8', 12' x 12'

Optional accessories:



FC15A

A17

FC15B(w/NUT)

FH10

FH20



SW-TB

| | |
|-----------|-----------|
| BF40 (4') | BF60 (6') |
| BF45 (4') | BF65 (6') |

Features:



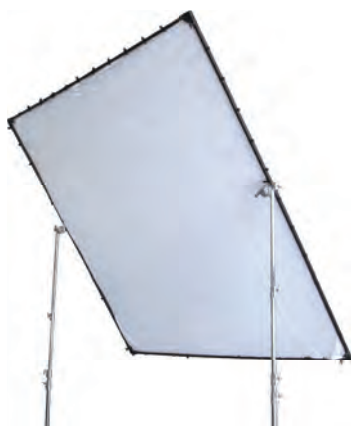
Capture frame within the corners for storage and easy handling.



Easy to use slots and pin lock connector.



The corner contains all tubes in a captive state, for convenient storage and transportation. No more loose pieces that could be lost or damaged.





KHS-112 Round Pipe Butterfly Frame for Pipe 1-1/2" Schedule 40 (48.3mm) Kits

The Kupo Round Pipe Butterfly Frame Kits are made with 1.5mm thick steel with a chrome plated surface treatment. It contains corners, connectors and ears that offers the ability to make butterfly frames for silks and scrims in desired sizes with standard size pipe 1-1/2" schedule 40 (48.3mm).



Steel ring welded on the corner to enhance stability of frames by strings.



Steel boss welded on the tube to maintain the long-lasting operation of knobs.



Two drilled holes on the corner for checking if the pipe is securely tightened by the knob.



KHS-L112 Frame Corner
for Pipe 1-1/2" Schedule 40 (48.3mm)



KHS-C112 Frame Connector
for Pipe 1-1/2" Schedule 40 (48.3mm)



KHS-E112 Frame Ear
for Pipe 1-1/2" Schedule 40 (48.3mm)



FH30 W 950g
1.9lbs
Quick Reverse Ear for 30mm Square Tube

Features a quick release clamping design that allows you to lock down the 30mm frame tube in just seconds without removing the frame corner.

- T-slotted ear designed for dropping in to grip head
- Black Powder coating
- A safety T-slotted ear designed to avoid unexpected drop-off
- Designed for locking down the 30mm frame tube
- Frame Ear designed for overhead stand



FC30 3-Way Box Corner for 30mm Square Tube (Set Of 4)

W 3.2kg
7.04lbs

The 3-way box corner is designed for making a window to block or filter light, or to custom-sized softbox to fly overhead. It is made of solid steel tubing for standard 30x30mm butterfly frame; threaded socket is welded and 5/16" hex thread with metal brake offering a neat and tidy fixing without damaging the tube.



FC40 Tee Way Box Brace for 30mm Square Tube (Set of 2)

W 1.6kg
3.52lbs

The T shape brace is designed for supporting a larger box in the middle. It is made of solid steel tubing for standard 30x30mm butterfly frame; threaded socket is welded and 5/16" hex thread with metal brake offering a nice and tight fixing without damaging the tube.

White Artificial Silk is diffusion fabrics is tied to the Butterfly/Overhead frame allows you to shift the light to the most ideal side for your projects in studio and on-location.

More features:

- * The rustless brass grommets are equipped for tighten textile with supplied cords.
- * Elastic Band sewn on each corner helps efficient mount textile on the frame.
- * A product information label sewn on the corner avoids mistakes in shipping and storing operations.
- * A blank label is also sewn on the corner for Personal marks to identify and personalize goods.
- * The carrying bag supplied offers ideal protection to textile for transportation and storage.



KH-06-SK
6'x6' Butterfly Textile Artificial Silk With Bag
Dimension: 18 x 13 x 9cm

W 0.65kg
1.43lbs

KH-08-SK
8'x8' Butterfly Textile Artificial Silk With Bag
Dimension: 18 x 13 x 9cm

W 0.9kg
1.98lbs

KH-12-SK
12'x12' Butterfly Textile Artificial Silk With Bag
Dimension: 36 x 27 x 18cm

W 1.6kg
3.52lbs

KH-20-SK
20'x20' Butterfly Textile Artificial Silk With Bag
Dimension: 36 x 27 x 18cm

W 3.2kg
7.05lbs



This butterfly textile wind net tied to butterfly frame is specially designed for minimizing the interference of wind on Photo, Film or Video location shoots. Features the see-through material Wind net can either reduce about 75% of the wind volume or keep operating environment under shadow. The carrying bag is also supplied offers an ideal protection to the wind net for transportation and storage.



KH-06-WT
6'x6' Butterfly Textile Wind Net With Bag
Dimension: 18 x 13 x 9cm

W 0.65kg
1.43lbs

KH-08-WT
8'x8' Butterfly Textile Wind Net With Bag
Dimension: 18 x 13 x 9cm


W 0.9kg
1.98lbs

KH-12-WT
12'x12' Butterfly Textile Wind Net With Bag
Dimension: 36 x 27 x 18cm

W 1.6kg
3.52lbs

KH-20-WT
20'x20' Butterfly Textile Wind Net With Bag
Dimension: 36 x 27 x 18cm

W 3.2kg
7.05lbs



Butterfly Textile

Textile is ideal tool for control of light used with butterfly frame and overhead roller stand in the film industry or images capture with the object to reflect, block, filter, diffuse and make any use of light and have optimum control. Kupo supply a variety of textile which is made of high quality elastic stretch with reinforced and eyeholded edges to meet the needs of light control to those who work in professional photography, film and television industries.




| Butterfly Textile | 4' x 4' | 6' x 6' | 8' x 8' | 12' x 12' | 20' x 20' |
|----------------------------|-----------------|-----------------|-----------------|-----------------|-------------|
| Textile | (1.2 m x 1.2 m) | (1.8 m x 1.8 m) | (2.4 m x 2.4 m) | (3.6 m x 3.6 m) | (6 m x 6 m) |
| Bag Color | White | Red | Green | Yellow | Blue |
| Black Double Nets | KH-04-DNB | KH-06-DNB | KH-08-DNB | KH-12-DNB | KH-20-DNB |
| Black Single Nets | KH-04-SNB | KH-06-SNB | KH-08-SNB | KH-12-SNB | KH-20-SNB |
| White Double Nets | KH-04-DNW | KH-06-DNW | KH-08-DNW | KH-12-DNW | KH-20-DNW |
| White Single Nets | KH-04-SNW | KH-06-SNW | KH-08-SNW | KH-12-SNW | KH-20-SNW |
| 1/4 Grid | KH-04-GQ | KH-06-GQ | KH-08-GQ | KH-12-GQ | KH-20-GQ |
| 1/2 Grid (Lite Grid) | KH-04-GH | KH-06-GH | KH-08-GH | KH-12-GH | KH-20-GH |
| Full Grid (Gridcloth) | KH-04-GF | KH-06-GF | KH-08-GF | KH-12-GF | KH-20-GF |
| China Silk (White) | KH-04-SCW | KH-06-SCW | KH-08-SCW | KH-12-SCW | KH-20-SCW |
| China Silk (Black) | KH-04-SCB | KH-06-SCB | KH-08-SCB | KH-12-SCB | KH-20-SCB |
| Artificial Silk | KH-04-SK | KH-06-SK | KH-08-SK | KH-12-SK | KH-20-SK |
| 1/4 Stop Silk | KH-04-SKQ | KH-06-SKQ | KH-08-SKQ | KH-12-SKQ | KH-20-SKQ |
| Mulsin Bleached | KH-04-RMB | KH-06-RMB | KH-08-RMB | KH-12-RMB | KH-20-RMB |
| Mulsin Unbleached | KH-04-RMU | KH-06-RMU | KH-08-RMU | KH-12-RMU | KH-20-RMU |
| Griffolyn Black/White | KH-04-RGBW | KH-06-RGBW | KH-08-RGBW | KH-12-RGBW | KH-20-RGBW |
| Ultra Bounce Black / White | KH-04-RUBW | KH-06-RUBW | KH-08-RUBW | KH-12-RUBW | KH-20-RUBW |
| Half Soft Frost | KH-04-HSF | KH-06-HSF | KH-08-HSF | KH-12-HSF | KH-20-HSF |
| Full Soft Frost | KH-04-FSF | KH-06-FSF | KH-08-FSF | KH-12-FSF | KH-20-FSF |
| Hi Lite | KH-04-HL | KH-06-HL | KH-08-HL | KH-12-HL | KH-20-HL |
| Shiny Gold | KH-04-RSG | KH-06-RSG | KH-08-RSG | KH-12-RSG | KH-20-RSG |
| Shiny Silver | KH-04-RSS | KH-06-RSS | KH-08-RSS | KH-12-RSS | KH-20-RSS |
| Matte Gold | KH-04-RMG | KH-06-RMG | KH-08-RMG | KH-12-RMG | KH-20-RMG |
| Matte Silver | KH-04-RMS | KH-06-RMS | KH-08-RMS | KH-12-RMS | KH-20-RMS |
| Flector Gold | KH-04-RFG | KH-06-RFG | KH-08-RFG | KH-12-RFG | KH-20-RFG |
| Flector Silver | KH-04-RFS | KH-06-RFS | KH-08-RFS | KH-12-RFS | KH-20-RFS |
| Lame Checkerboard | KH-04-RLC | KH-06-RLC | KH-08-RLC | KH-12-RLC | KH-20-RLC |
| White Denim | KH-04-SWD | KH-06-SWD | KH-08-SWD | KH-12-SWD | KH-20-SWD |
| PVC | KH-04-SPVC | KH-06-SPVC | KH-08-SPVC | KH-12-SPVC | KH-20-SPVC |
| Heavy Duty | KH-04-SHD | KH-06-SHD | KH-08-SHD | KH-12-SHD | KH-20-SHD |
| Black Velveteen | KH-04-SBV | KH-06-SBV | KH-08-SBV | KH-12-SBV | KH-20-SBV |
| Chromakey - Digital Green | KH-04-CKDG | KH-06-CKDG | KH-08-CKDG | KH-12-CKDG | KH-20-CKDG |
| Chromakey - Angloag Green | KH-04-CKAG | KH-06-CKAG | KH-08-CKAG | KH-12-CKAG | KH-20-CKAG |
| Chromakey - Digital Blue | KH-04-CKDB | KH-06-CKDB | KH-08-CKDB | KH-12-CKDB | KH-20-CKDB |
| Chromakey - Tempo Blue | KH-04-CKTB | KH-06-CKTB | KH-08-CKTB | KH-12-CKTB | KH-20-CKTB |

Textile might be sewed by two or more pieces of fabric.

Screen Suit

Screen Suit, made of spandex material and standard chroma-key color, is specially designed for green screen and blue screen video productions with completely invisibility effect. Full body suit with a zipper at rear allows you to quickly put on or take off your body suit without much hassle. Features see-through and breath-through material provides the screen suits with maximum comfort and extended durability.



| Item No. | Description |
|----------|---|
| GSS-1516 | Green Screen Suit 150~160 cm (Small Size) |
| GSS-1617 | Green Screen Suit 160~170 cm (Medium Size) |
| GSS-1718 | Green Screen Suit 170~180 cm (Large Size) |
| GSS-1819 | Green Screen Suit 180~190 cm (Extra Large Size) |
| BSS-1516 | Blue Screen Suit 150~160 cm (Small Size) |
| BSS-1617 | Blue Screen Suit 160~170 cm (Medium Size) |
| BSS-1718 | Blue Screen Suit 170~180 cm (Large Size) |
| BSS-1819 | Blue Screen Suit 180~190 cm (Extra Large Size) |

CASTERS & STAND LEG PROTECTORS

Casters make your light stands movable while doing work in the studio. Casters protect the floors, keep things quiet on set and of course, make repositioning the lighting fixtures that much easier. All Kupo casters are sold in sets of three and come with equipped brakes that prevent wheels from rolling and keeps your stands securely locked in place.

KC-080R **W** 1.8kg / 3.97lbs

Caster with round adapter
Dia.: 75mm w/ brakes
Leg Dia.: 7/8" (22mm)
Set of three



YOUTUBE
KUPU CASTERS ASSEMBLY
INSTRUCTIONS (KC-080R)

KC-080S **W** 1.8kg / 3.97lbs

Caster with square adapter
Dia.: 75mm w/ brakes
Leg size : 7/8"x7/8"
(22x22mm)
Set of three



YOUTUBE
KUPU CASTERS ASSEMBLY
INSTRUCTIONS (KC-080S)

KC-100 **W** 2.7kg / 5.95lbs

Dia.: 100mm w/brakes
and M10 attachment
(17.5mm length)
Set of three



YOUTUBE
KUPU CASTERS ASSEMBLY
INSTRUCTIONS (KC-100)

KC-100G / KC-100S **W** 3.2kg / 7.05lbs

Caster with square adapter
Dia.: 100mm w/ brakes
Leg size: 30mm x 30mm (KC-100G)
Leg size: 25.4mm x 25.4mm (KC-100S)
Set of three



YOUTUBE
KUPU CASTER W/ SQUARE ADAPTER
FOR 30X30MM (KC-100G)

KC-100M **W** 3.3kg / 7.27lbs

Caster with square speed adapter
Dia.: 100mm w/ brakes
Leg Size: 25mmx25mm
Set of three



YOUTUBE
KUPU SQUARE STAND LEG
CASTER ADAPTER (25MM X 25MM) (KC-100M)

KC-150 **W** 3.4kg / 7.49lbs

Caster with square mounting plate
Dia.: 150mm w/ brakes
Set of three



YOUTUBE
KUPU CASTERS ASSEMBLY
INSTRUCTIONS (KC-150)

KC-215A Pneumatic Wheel with Adapter Plate **W** 12.9kg / 28.4lbs

Dia.: 215mm (8") w/ Brakes
Leg size: Dia. 35mm (484 & 485)
Set of three



KC-160 **W** 9kg / 19.8lbs

Dia.: 152mm (6") w/ brakes
Set of three



KC-215S Pneumatic Wheel with Square Speed Adapter **W** 4.5kg / 9.9lbs

Dia.: 215mm (8") w/ Brakes
Leg size: 25mm x 25mm
Set of three



This clever elastic stand leg protector set with embroidered KUPO logos is designed to protect the floor or surface under the stand. Made of durable composite material including cotton, nylon and rubber which can withstand frequent machine washing without pilling or fraying. 6 different colors option for an easy identification to your gear. Size: Length 12cm x Width: 4cm (Set of 3)



KS-0412BK Black



KS-0412R Red



KS-0412OG Orange



KS-0412G Green

W 30g (1.06oz)
3pcs



KS-0412BL Blue




KS-0412PK Pink



BIG BOOM

Big Boom is the latest addition to the Kupo boom arms series, featuring a four-way geared control design including pan, tilt, rotation and telescopic extension which allows positioning lights with ease and comfort in difficult and demanding situations.





YOUTUBE
KUPO BIG BOOM
(KCP-636B)
& 3 SECTION
WIND UP STAND
(483T)

KCP-636B Big Boom

Big Boom is the latest addition to the Kupo boom arms series, featuring a four-way geared control design including pan, tilt, rotation and telescopic extension which allows positioning lights with ease and comfort in difficult and demanding situations. The 1-1/8" (28mm) junior receiver and 5/8" (16mm) baby receiver on the top of the aluminum telescopic column are ready for any lighting fixtures to be securely mounted with positive locking knobs. Fully folded length is 2.25M (7.5'). With the telescopic column, the Big Boom can be extended to 3.63M (12') to meet the demands for most jobs. Saddlebag style counterweight bag with holding straps keeps it securely attached to the boom and increases the boom stability. Ideal to mount on castered wind-up stands to secure an exact position for your light with ease and convenience. The unique mechanical design allows the boom to fold down neatly which provides you with an ideal solution for storage and transportation.

2 sections: (dia. 45, 55mm)
 Material: Combination of black steel and aluminum tubes.
 *6kg / 13.2lbs at maximum extension.

| | | | |
|----------|----------|----------|----------|
| L | H | W | ↓ |
| 225cm | 363cm | 15kg | *6kg |
| 93" | 143" | 33lbs | 13.2lbs |



KSD-77

The heavy duty 77 LBS saddle sand bag (KSD-77) is included and allows easy increases to the stability of the boom.



For Tube Size:
50mm to 55mm

KD-C55

This cable clips (KD-C55) are included which helps keep your cable & hex wrench gathered to the light stand. (Set of 4)



120 degree operating angle.



Suggested stand:
Wind-up series



Folds down neatly providing an ideal solution for storage and transportation.



More Features:



Cable clip accommodates one O.D. 10mm and one O.D. 6.5mm wire through.



The ergonomic handle is made for excellent operation.



The junior receiver and baby receiver on the telescopic column.

Constructed from 3 assembled aluminum tubes with black anodized surface treatment, Kupo Aluminum Baby boom can be fully extended to 210cm (82.7") and loads up to 3kg (6.6lbs). It is fairly easy to set up and breaks down with the provided Allen key on T-handle. The dismantled length of each tube is 75cm (30") which is perfect for storage or transport. The metal pivoting boom clamp can attach to shaft of most lightstands comes with 20mm (3/4"), 25mm (1"), 28mm (1-1/8"), 35mm in diameter. The supplied 4.54kg (10lbs) wrap & go shot bag can easily be moved up or down the boom accordingly whereas many bags remain at the end of the boom. Features a safety wire for extra level of security.



Shot Bag is included
4.55kg / 10lbs



YOUTUBE
KUPO ALUMINUM BABY
BOOM ASSEMBLY (KCP-621B)



KCP-621B Aluminum Baby Boom Assembly

Ø: 25mm 3 sections boom arm with Pivoting Clamp

KCP-235 & Shot Bag KSW-10.

Shot Bag (KSW-10): 10lbs (4.55kg)

| | | | |
|-------------|----------------|--------------------|------------------------|
| L | H | W | ↓ max |
| 75cm 30" | 210cm 82.7" | 6.55kg 14.41lbs | 3kg 6.6lbs |

Constructed from 3 assembled solid steel columns with black-painted surface treatment, this heavy duty boom arm can be fully extended to 2.8M and loads up to 6.8kg (15lbs). The built-in pivoting boom arm clamp not only offers a great flexibility to be mounted on the baby stud or junior receiver on the light stand, but also a positive lock with the ratcheted handle. The 4kg (8.8lbs) counter weight is included and easily increases the stability of the boom by the locking clamp. The steel safety wire is attached to the stand for an extra level of security while your lighting in the air.



KD-C25P x 4 pcs included.



YOUTUBE
KUPO STEEL HEAVY DUTY
BABY BOOM (KCP-628B)

Can easily be disassembled to 32"(93cm) for storage or transport.



The spring loaded clips make sure the fit is right, tight and secure.



T-handle can be used as tool to assemble / disassemble the tube. Safety wire is attached for an extra level of security.



KCP-628B Steel Heavy Duty Baby Boom

Ø: 35mm 3 sections boom arm with Pivoting Clamp
KCP-645 & Counter Weight KCW-04
Max. usable counterweight: 44.09lbs (20 kg)
Boom: 19.6lbs (8.9kg)
Counter weight (KCW-04): 4kg (8.8lbs)

| | | |
|-----------------|------------------|-----------------|
| H max | W max | ↓ max |
| 2.8m 9.2' | 13.45kg 29lbs | 6.8kg 15lbs |

KCW-04 Counter Weight 4kg (8.8lbs)

Constructed from heavy duty painted iron, the Kupo counter weight is designed to work with a boom to balance heavier lighting rigs. Features a locking clamp which makes it easier to be moved up or down the boom accordingly whereas a bag remains at the end of the boom only. The rubber pad reduces surface damage and enhances gripping actions. Fits with any tube size between 20mm and 35mm in diameter.

KCP-629B Aluminum Baby Handheld Boom Stick

The heavy-duty aluminum construction boom stick comes with three risers and four sections allowing you to extend the lengths from a minimum size of 117cm (3.83') to a maximum usable length of 305cm (10.08'). Ideal for mobile lighting on-location so that you can go anywhere and position the light in any way you need. Extension limit markings on each aluminum section and sizable locking knuckles for securely adjusting the length.

Tube Wall Thickness: 1.5 mm (0.06")
Aluminum material
3 riser, 4 sections
(Dia.: 35mm, 30mm, 25mm, 20mm)

| | | | | |
|-----------------|-----------------|-----------------|------------------|----------|
| L max | H max | W max | ↓ max | T |
| 117cm 46" | 305cm 120" | 1.5kg 3.3lbs | 3.6kg 7.94lbs | A |





YOUTUBE
KUPO STEEL BABY
BOOM (KCP-640M)



Hex baby pin



The swivel hook end allows a hanging sandbag, while staying vertical.



KCP-640M Steel Baby Boom

This boom arm can be used to position reflectors, flash heads, screens, tungsten lights and muslin backdrops. A chrome steel boom with 5/8" baby stud, telescopes from 3'8" - 7'8" [1.24M - 2.17M (48.8" - 85.4")] and supports up to 11lbs (5kg) when fully extended. The heavy duty tilt locking device is designed to cooperate with a standard grip head to provide the ability to tightly lock and it allows the boom to slide within it to adjust the balance of your load. The hook end allows hanging a sandbag for added support.

With 5/8" (16mm) light stud
 2 risers, 2 sections
 (Dia.: 25mm, 30mm)

| | | | |
|----------------|----------------|-------------------|----------|
| L | H | W | T |
| 124cm 48.8" | 217cm 85.4" | 3.79kg 8.35lbs | A |



YOUTUBE
KUPO ALUMINUM
BAY BOOM (KCP-641B)



Hex baby pin



The swivel hook end allows a hanging sandbag, while staying vertical.

KCP-641B Aluminum Baby Boom

The same function as KCP-640M but with an aluminum boom arm. It telescopes from 3'8" - 7'8" [1.24M - 2.17M (48.8" - 85.4")] and supports up to 6.6lbs (3kg) when fully extended.

With 5/8" (16mm) light stud
 2 risers, 2 sections
 (Dia.: 25mm, 30mm)

| | | | |
|----------------|----------------|-------------------|----------|
| L | H | W | T |
| 124cm 48.8" | 217cm 85.4" | 2.28kg 5.02lbs | A |



It's all about balance



KCP-648 Junior Boom Arm


The Kupo Junior Boom Arm is made from solid steel with black coated that can support a payload up to 40kg when folded and up to 10kg when fully extended. The heavy duty tilt locking device is designed to cooperate with a 4.5" grip head to provide the ability to tightly lock and it allows the boom to slide within it to adjust the balance of your load. The heavy duty steel hook is also welded on the end of the boom for hanging counter weight.

2 risers, 2 sections (Dia.: 35mm, 40mm)
 Load Capacity at Minimum Extension 168cm: 40Kg
 Load Capacity at Maximum Extension 305cm: 10Kg

| | | | |
|-----------------|---------------|------------------|----------|
| L | H | W | T |
| 168cm 66.15" | 305cm 120" | 7.0kg 15.4lbs | V |



YOUTUBE
KUPO JUNIOR DROP
DOWN PIN (KCP-630)



KCP-630 Junior Drop Down **W** 1.32kg
 2.91lbs

Designed for use on the end of a boom arm to maintain a constant downward angle of a mounted light box or other lighting instruments as the angle of the boom arm is changed. The 45° angle Drop Down is primarily used with reflectors to allow at lower angles than most stands permit.



YOUTUBE
KUPO BABY DROP DOWN
ADAPTER (KCP-631)



KCP-631 Baby Drop Down **W** 0.62kg
 1.37lbs

The same function as KCP-630 but with a baby receiver and baby pin. Additional knob on the elbow keeps the lighting fixture from moving when a specific angle is needed.



KCP-632 Coupler Junior Drop Down **W** 1.2kg
 2.64lbs

This coupler comes with a junior receiver which allows mounting on any pipe with 2" (48-51mm) O.D. to maintain a constant downward angle of a mounted light fixture, as the angle of the pipe is changed.



YOUTUBE
KUPO PIVOTING BOOM
ARM CLAMP (KCP-645)



KCP-645 Pivoting Boom Arm Clamp **W** 0.72kg
 1.58lbs

Kupo pivoting clamp is constructed with solid aluminum die-casting & a plastic cardboard insert which can fit a wider tubing size from 30-35mm diameter boom. With 1-1/8" (28mm) male pin and 5/8" (16mm) female receiver, the attachment of a clamp can fit into the junior receiver or mount on the baby pin which gives greater flexibility and adjustment.



YOUTUBE
KUPO PIVOTING LIGHT STAND
BOOM CLAMP (KCP-235)



KCP-235 Pivoting Light Stand Boom Clamp **W** 1.68kg
 3.71lbs

Designed for mounting a boom arm to a heavy duty stand. Constructed with solid aluminium, it makes tilt and swivel adjustment of the boom arm quick and simple with the metal ratched handle. Four tube size 19mm (3/4"), 25mm (1"), 28mm (1-1/8") and 35mm are well built for attaching different sizes of tubes.



FH35 **W** 830g
 30oz

C-Boom Clamp for 1-1/4"(32mm) & 1-1/5"(35mm) Pipe
 Constructed rugged coupler for 1-1/4"(32mm) & 1-1/5"(35mm) pipe and a T-slotted ear designed for dropping into a large 4.5" Grip head (lollipop). Connecting it with a Grip Head and stand it can be securely mounted to act as a light boom. Also works great for holding a butterfly or overhead frame.

KCP-646
Heavy Duty Tilt Head w/ Crank Handle for Para FB

The Kupo Heavy Duty Tilt Head with Crank Handle is designed for the Broncolor 220-FB which allows you to replace the Para's standard friction-lock tilt head with this crank-action head. With this practical crank, one person can effortlessly have easy single-hand locking adjustments for Para 220-FB. Also suitable for any tube size from 30-35mm in diameter.



W 3.26kg
 7.17lbs



Also known as "Menace Arm" it is designed primarily to boom the set in order to hold lighting in the desired position while keeping the stand out of the shot by the safest method. It works with a standard 1-1/2" schedule 40 pipe (48.3mm). The front adapter of the kit comes with 2 baby pins and 1 junior receiver which allows you to mount lighting fixtures or other grip accessories like a flag or frame. The rear adapter is also welded with 2 hooks for hanging over the sandbags to increase stability of the boom and a D-ring which is for a ratchet strap connection to the D-rings of the front adapter and center adapter which are mounted on the grip head. The joint pipe adapter comes with dual knobs for safely mounting while connecting the pipe from two sides. Features the unique captive locking knob which prevents the knob from coming off even if completely unscrewed. The safety wire with Linchpin is attached for an extra level of security.



Pipe Boom Kit Includes:

1. Dual baby pin and single junior receiver front adapter x 1 pc
2. Center adapter with T-slot ear x 1 pc
3. Joint pipe adapter with 4 knobs x 1 pc
4. Rear adapter with dual sandbag hooks x 1 pc


KCP-612 Pipe Boom Rig Kit  5.7kg
12.6lbs



With 4 knobs

KHS-C112 Joint Pipe Adapter

Constructed from heavy-duty steel with chrome plated surface treatment, this joint pipe adapter is designed for schedule 40 pipe (48.3mm).



RS-RS2550 Ratchet Strap

This yellow ratchet strap comes 25mm in width and 5M in length which is designed to increase the stability of a Pipe Boom Rig (or Menace Arm Kits) by weaving through the top ring of the center mount with the strap hooks secure on both ends of the mounts.



YOUTUBE
KUPO 4.5" GRIP HEAD
W/ JUNIOR STUD (KCP-440)



 2.7kg
6lbs

KCP-440 4.5" Center Grip Head w/ Junior Stud

The 4.5" Center Grip Head consists of a pair of rotating aluminum discs attached to a junior 28mm (1-1/8") stud. The discs have two different sized "V" shaped jaws to accept any accessory with a 5/8" or 3/8" mounting stud or tubing. They are often used for clamping ears from an overhead or butterfly system. Features U-shape rotating disc holder welded with junior 28mm (1-1/8") stud is specially designed for centering the weight over the stand.



 5.5kg
12.1lbs

KCP-835D
Swivel Truss Adapter w/ 2" Couplers & Junior Pin

The Kupo Swivel Truss Adapter supports for quickly converting your Jumbo stand into a boom stand by mounting on a truss system that allows you to rig the heavy fixtures for the overhead lighting setup. It's constructed from sturdy 40mmx40mm aluminum square frame which is measured 29cm in by 29cm in length and width. The frame is connected to the swivel yoke with a 1-1/8"(28mm) junior pin for mounting on Jumbo stands. There're four high tensile aluminum extrusion couplers equipped on one side of the frame (25cm between 2 couplers, center-to-center) to firmly clamp the industrial standard 2" ladder truss, triangle and square truss system.



- Tube dia.: 20mm & 25mm
- Close length: 63cm
- Extended length: 93cm
- Weight: 3.45kg (7.6lbs) /Set

KCP-690 Extension Ear **W** 3.45kg / 7.6lbs

Constructed from an extendable aluminum column with steel made swivel mounting clamp in each end, the Kupo extension ear allows the flag frame to be positioned a distance away from the light fixture that prevents silk or lighting control filters from being destroyed due to the intense heat and creating an even spread of light. (Set of 3)



▲ 2M ratchet strap x 2pcs supplied




KS-253 Column Arm **W** 4.5kg / 9.9lbs **max** 40kg / 88lbs

Black powder coated steel, this 53cm(20.86") long column arm primary designed for easy mounting a light on a street lamp, tree, pillar or telephone pole with ratchet strap (supplied). A 1-1/8" (28mm) junior receiver and a 5/8" pin are made in one end of the arm which allows to mount a lighting fixture comes with a junior pin and a flag frame can be mounted with a grip head from a 5/8"(16mm) baby pin.

Constructed from lightweight and solid aluminum alloy, the 3 Axis 48-51mm Camera Mounting Plate Kit is primarily designed for mounting the camera on the pipe which is 48-51mm in diameter. Two couplers welded with 14cm long 2" pipe and the other weld with a 8mm thick camera mounting plate offers a great flexibility to keep the camera in any desired position. The sliding screw slot measured 150mm in length and 10mm in width that enables the camera to be adjusted. Perfect for mounting on the pipe boom rig or a truss for an overhead filming with ease and comfort.



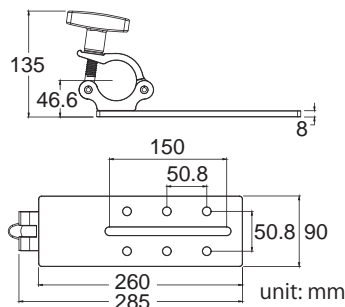
YOUTUBE
[KUPO 3-AXIS CAMERA MOUNTING PLATE KIT \(KCP-653, KCP-652 & KCP-651\)](#)



KCP-653 3 Axis 48-51mm Camera Mounting Plate Kit **W** 2.5kg / 5.5lbs



YOUTUBE
[KUPO 3-AXIS CAMERA MOUNTING PLATE KIT \(KCP-653, KCP-652 & KCP-651\)](#)



Six standard 3/8" holes, spaced every 1" on center, allows to be connected with cheese plate for more applications.

KCP-651 2" Coupler w/ Camera Mounting Plate **W** 1kg / 2.2lbs

Constructed from lightweight and solid aluminum alloy, the camera mounting plate is designed for mounting on the pipe boom or a truss for overhead filming with ease and comfort.



YOUTUBE
[KUPO 3-AXIS CAMERA MOUNTING PLATE KIT \(KCP-653, KCP-652 & KCP-651\)](#)



W 0.9kg / 1.98lbs

KCP-652 2" Coupler w/ 14cm Long 2" Pipe



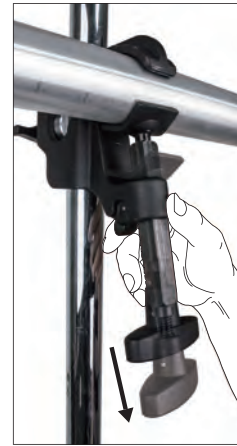
YOUTUBE
TELESCOPIC HANGERS

PATENTED

Quick Release Clamp allows quick and secure suspension of a Lighting Fixture Overhead for an Unobstructed Floor Area.



Push to lock



Press to release



KCP-817

Quick Action Pipe Clamp **W** 1.1kg 2.43lbs **max** 50kg 110lbs

Kupo Quick Action Pipe Clamp is designed for rigging on a pipe with diameters from 25mm (0.9") – 55mm (2.1"). Features an unique quick action locking device which allows you to tighten or loosen the knob in just a snap. The telescopic column is available for hanging a lighting fixture by attaching any pipe with max dia. 35mm in vertical and max dia. 30mm in horizontal direction. The 28mm (1-1/8") stud can be also used for directly hanging a lighting fixture or any gear with a 28mm (1-1/8") stud.



KCP-818 Adjustable Baby Side Arm **W** 2.1kg 4.62lbs

Designed for offsetting lighting fixtures or accessories with twin baby (16mm) pins from a stand. Features an adjustable quick release coupler which mounts on tube sizes from 25-50mm and can be positioned anywhere along the 15" (380mm) length quickly and easily.



KCP-819 Adjustable Junior Side Arm **W** 2.1kg 4.62lbs

Designed for offsetting a boom arm or large lighting fixture from a heavy duty stand. Features an adjustable quick release coupler which mounts on any tube size from 25-50mm and can be positioned anywhere along the 16.1" (410mm) length quickly and easily.



YOUTUBE
KUPO SIDE ARM
W/ BABY PIN/RECEIVER
(KCP-806)



KCP-806 Side Arm with Baby Pin/ Receiver  20kg
44lbs

The same function as KCP-808 but specially designed for tube sizes from 31mm (1.25") to 38mm (1.50"). For example, it can fit into a C-stand tube size 35mm (1.4"). Included with the welding adapters are one baby pin and baby receiver, which offers the flexibility of connecting the small lighting fixture with the baby pin and other accessories with the baby receiver.



KCP-808 Baby Side Arm  20kg
44lbs

Baby side arm with heavy duty coupler fits on tubes w/ diameters 2"(48-51mm) with a total length 380mm and double baby pins. This enables you to position a light head or grip head at a lower position or mount an additional light without the need for another stand.



KCP-809 Junior Side Arm  40kg
88lbs


A heavy duty coupler fits on tubes w/ diameters 2"(48-51mm) with 380mm side arm and junior receiver, which allows offsetting or adding a large light fixture on a stand either over or under (a safety linchpin is attached).



YOUTUBE
A GRIP CHOICE
ON LED PANEL
ACCESSORIES



YOUTUBE
KUPO PANEL
OFFSET ARM
(KS-164B)



KS-164B Panel Offset Arm  30kg
66lbs

Made by solid steel with black powder coating, the 390mm long panel offset arm features dual junior receivers which enables the luminaire to be mounted with upright or level position. Especially for Arri Skypanel which can be mount vertical without removing yoke.



YOUTUBE
KUPO BABY
OFFST ARM (KS-058)



KS-058 Baby Offset Arm

max 20kg
44lbs

The 380mm Baby Offset Arm with two baby pins and one baby receiver, mounts on a baby stand where a light cannot be placed as close as desired to a subject or if you need to come over the top of the set to hide the stand behind a set wall. Caution: When offsetting a light it also offsets the weight, and it is necessary to place a sandbag or counterweight to prevent the tipping of the stand.



KS-059 Junior Offset Arm

max 40kg
88lbs

The 470mm Junior Offset Arm with a junior pin and receiver, can offset a large light fixture from its stand. It mounts to a stand with a junior pin top and with a junior receiver it allows a light to be mounted either over or under (a safety linchpin is attached). An additional junior receiver is welded for an extra lighting fixture or an umbrella while working on a rainy day.



KS-158B Baby Adjustable Offset Arm

max Closed: 20kg (44lbs)
Full Extended: 10kg (22lbs)

The same function as KS-058 but supplied with a length-adjustable device which allows you to extend the length from 48 to 71cm for the flexibility to adjust the distance from the center.



KS-159B Junior Adjustable Offset Arm

max Closed: 40kg (88lbs)
Full Extended: 20kg (44lbs)

The same function as KS-059 but supplied with a length-adjustable device which allows user to extend the length from 48 to 71cm for the flexibility to adjust the distance from the center (a safety linchpin is attached).





YOUTUBE
KUPO BABY TRIPLE
HEADER (KS-066)



A threaded nub on the side of bar to hold the knob when using on a junior stand.

KS-066 Baby Triple Header **W** 1.5kg / 3.30lbs

The handy adapter allows you to mount multiple light fixtures or accessories onto a single light stand. Features five baby studs with embossed necks welded onto sturdy steel measured 20mm(H) x 20mm(W) x 800mm(L) and offset for mounting five lights. It can be mounted on the stand top of a baby stud (16mm) or fit into a junior receiver (28mm) Additional 5/16"-18 threaded nub on the side of bar to hold the knob when using on a junior stand.



KS-055 Junior Multi Header **W** 4.59kg / 10.10lbs

The Junior Multi-Header is a 40 x 40mm solid steel square tube, 100cm (40") length with anti-reflection black coating. Five junior receivers are welded to the header for a maximum of five lighting fixtures. The header is attached with a junior stud (28mm) for a universal stand top or any mounting accessories that come with a junior socket. The both underside junior receivers equipped with safety wires to ensure this essential safety aid is always on hand. The Multi Header will support up to 50kg (110lb) of gear equally distributed on both sides of the Header and 15kg (33lb) of gear mounted on one side.



W 4.65kg / 10.23lbs

KS-056 6 x Lantern T-Bar

The 6x Lantern T-Bar from is a handy way to mount up to six light fixtures on a heavy-duty light stand at once. The steel bar is measured 25mm(H) x 50mm(W) x 1420mm(L) and has six butterfly nuts to secure lights. It will support up to 12kg (26.4lb) of gear equally distributed on both sides of the Header and 6kg (33lb) of gear mounted on one side. The T-Bar mounts to a Junior stand via its (28mm)1-1/8" spigot.

Constructed with chrome-plated steel, the handy baby stand extension is designed for adding the length from a top of a baby stand, baby plate or any equipment that comes with a baby stud. Features the unique design of 5/8"(16mm) ID and 1-1/8"(28mm) OD in the end of the extension tube that allows a fit for a baby pin and a junior receiver after removing the knob. An extra 1/4"-20 female thread on the top provides a great mounting solution to any lighting or video accessory that comes with a 1/4"-20 male thread. The knurled neck design on the baby stud also prevents slippage while the light is mounted.



YOUTUBE
KUPO BABY STAND EXTENSION
(006, 012, 018, 024 & 025)



006 6" Baby Stand Extension

L 23cm / 9.05" **W** 0.47kg / 1.04lbs **T** A

012 12" Baby Stand Extension

L 38cm / 14.96" **W** 0.58kg / 1.28lbs **T** A

018 18" Baby Stand Extension

L 53.5cm / 21.06" **W** 0.69kg / 1.52lbs **T** A

024 24" Baby Stand Extension

L 69cm / 27.2" **W** 0.79kg / 1.74lbs **T** A

025

Telescopic Baby Stand Extension **L** 40.2cm / 15.8" **H** 61cm / 24" **W** 0.8kg / 1.76lbs **T** A

Constructed with solid chrome steel, Kupo Telescopic Baby Stand Extension is made to extend a light stand or boom from 40.2cm(15.8") to 61cm(24"). The 16mm(5/8") baby pin is ideal for standard lights, grip heads and other studio equipment, comes with a 16mm(5/8") baby receiver.



These double riser sections are identical to the ones that come with the Master C-Stands with Turtle Base. C-Stands get their sizing from the length of their riser sections. The 30" double riser for instance, has two (double riser) telescoping risers and one main section for a total of 90". Add the height of the base and you arrive at your maximum height, 2 risers, 3 sections (Dia.: 35mm, 30mm, 25mm)



YOUTUBE
KUPO C STAND
RISER COLUMN
(CT-20M-TUBE)

YOUTUBE
KUPO C STAND
RISER COLUMN
(CT-40M-TUBE)



CT-20M-TUBE
CT-20MB-TUBE (Black)

L 72cm
28.3"
H 152cm
max 59.8"
W 3.2kg
7.1lbs
T A

CT-30M-TUBE
CT-30MB-TUBE (Black)

L 90cm
35.4"
H 204.5cm
max 80.5"
W 4kg
8.8lbs
T A

CT-40M-TUBE
CT-40MB-TUBE (Black)

L 113cm
44.4"
H 274.5cm
max 108"
W 4.7kg
10.4lbs
T A



120M Junior Stand Extension

L 138cm
54.3"
H 228cm
max 89.8"
W 4.9kg
10.8lbs
T V

The Steel Combo Stand Extension is a single riser double sections chrome plated stand extension with a Triple Function Universal Head with 1/8" (28mm) and 5/8" (16mm) Receivers with a Multi-Direction 5/8" (16mm) Stud. The bottom of the riser section has a junior 1/8" (28mm) stud that will fit into a Master C Stand Base, Runway Base or any piece of gear with a junior 1/8" (28mm) receiver. It can extend the length from 138cm to 228cm.



027M 45cm Junior Stand Extension

L 45cm
17.7"
W 1.9kg
4.2lbs
T V

Made by chromed-plated steel, the junior stand extension allows to extend 45cm on a stand, wall plate or any equipment comes with a junior receiver.



YOUTUBE
KUPO JUNIOR STAND
EXTENSION
(027M)



YOUTUBE
A GRIP CHOICE
ON LED PANEL
ACCESSORIES



017 2-Section Extension Pole

L 27cm
10.7"
H 43cm
max 17"
W 0.42kg
0.9lbs

The extension pole includes one riser and two sections and comes with a 3/8"-16 thread male on one end and 3/8"-16 thread female in the other. It allows it to be extended from 27cm (10.7") to 43cm (17") and can be locked with the die-casted aluminum wing locking knob. Aluminum material. 1 riser, 2 sections (Dia.: 30mm & 25mm)



Kupo offers various adjustable extension columns including lightweight aluminum and heavy duty steel columns to meet professional lighting control requirements by connecting with couplers, clamps, stands etc.



013-A Pole For Folding Mini Stand

L 48cm
19"
H 80cm
max 31.5"
W 0.35kg
0.77lbs
T T

2-section black aluminum vertical pole for KUPO folding base mini stand which allows extending the maximum height of 2.7' (80cm). Aluminum material. 1 riser, 2 sections (Dia.: 1", 7/8")



042 4-Section Baby Stand Extension

L 42cm
16.6"
H 127cm
max 50"
W 0.4kg
0.91lbs
T A

4-section black aluminum pole for extending your stand to the maximum height of 4.2' (127cm). Aluminum material. 3 risers, 4 sections (Dia.: 1", 7/8", 3/4", 5/8")



092 3-Section Baby Stand Extension

L 89cm
35"
H 230cm
max 92"
W 0.6kg
1.32lbs
T T


3-section black aluminum pole allows extending from 3' (89cm) to 7.7' (230cm) and can be locked with the die-casting wing locking knob. Also may be used as a hand held light or microphone boom. Features a TVMP adapter at the bottom of the pole which allows a fit for a 16mm (5/8") stud or 28mm (1-1/8") receiver. Aluminum material. 2 risers, 3 section (Dia.: 25mm, 22mm, 19mm)



032 2-Section Adjustable Pole w/Baby Receiver

L 52cm
20.47"
H 86.8cm
max 34.17"
W 0.32kg
11.11lbs
T S2

2-section black aluminum adjustable pole allows extending from 20.47"(52cm) to 34.17"(86.8cm) with snap locking knob. One end comes with dual way baby socket and another end is tapped with 3/8"-16 threads. 1 riser, 2 sections (Dia.: 25, 22mm)



SUPER VISER CLAMP

KCP-601-L
Super Viser Clamp (17")



Super Viser Clamp is an extremely strong and versatile clamp. Features a chamfered slot running down the back of the main bolt. This keeps the jaws from rotating freely around the threaded central bolt, maintaining their locations so you can easily mount the clamp with one hand. Besides the built-in baby pin, another Kupo innovation outfits this clamp with a hexagonal receiver that accepts the full compliment of Convi Clamp accessories.

KCP-607
Super Viser Clamp
End Jaw (9")



KCP-601
Super Viser Clamp (9")



KCP-600
Super Viser Clamp (4")



KCP-602
Super Viser Clamp
Center Jaw (3.5")



KCP-601-L
Super Viser Clamp (17")



The groove keeps the jaws aligned with one another.

KCP-660B
Mini Viser Clamp



KCP-662B
Mini Viser Clamp
w/ Baby Stud



KCP-667B
Mini Viser Clamp
w/ 5/8"-27 Thread



KCP-604
Super Viser Clamp
End Jaw (4")





Super Viser Clamp is built with an aluminum die casting body making it sturdy and lightweight. The moveable jaws are designed for mounting on tubes or planks up to 101mm (228mm is available for longer version KCP-601). With the innovative grooved design on the threaded shaft, both jaws can be kept in the same direction all the way. In addition to the 16mm pin located at the end of the shaft, the unique design of 16mm socket is also built on the clamp that allows all Convi Clamp accessories to fit onto the Super Viser.

Features:

- (1) **Anti-Twist**
A clever groove notched into the back of the clamp keeps the jaws aligned with one another as they open and close.
- (2) **Rubber Padded Jaws**
Mechanical interlocking design instead of glue between the rubber pad and the aluminum die-casting jaws makes the rubber pad firmly attached to allowing secure mounting vertically or horizontally.
- (3) **16mm(5/8") Baby Pin**
The threaded shaft terminates in a 5/8" pin for mounting lights or grip accessories.
- (4) **Hex Receiver**
The hex socket is compatible with Convi or Super Clamps for additional mounting options.
- (5) **Beefy Handle**
The ergonomically designed handle provides maximum torque.



YOUTUBE
KUPO SUPER
VISER CLAMPS




The groove keeps the jaws aligned with one another.




Mechanical interlocking design makes the rubber pad firmly secure on the jaw.




Knurled neck for the maximum friction.




KCP-600 Super Viser Clamp 4" (10.16cm) **W** 0.67kg / 1.48lbs




KCP-601 Super Viser Clamp 9" (24cm) **W** 0.86kg / 1.9lbs




KCP-601-L Super Viser Clamp 17" (44cm) **W** 1.36kg / 3lbs



KCP-607 Super Viser Clamp End Jaw 9"(23.5cm) **W** 0.68kg 1.5lbs



KCP-604 Super Viser Clamp End Jaw 4"(10.5cm) **W** 0.61kg 1.35lbs



KCP-602 Super Viser Clamp Center Jaw 3.5"(9cm) **W** 0.67kg 1.48lbs

The Center Jaw Super Viser clamp features a fixed baby stud instead of fixed baby receiver at the end of the jaw which offers a different mounting solution to the traditional Super Viser Clamp in certain operating conditions.



KS-610 Shaft Extension Adapter **W** 0.4kg 0.88lbs

Constructed from precision machined steel with chrome plated surface treatment, the shaft extension adapter allows the center jaw of the super viser clamp to increase the length of the shaft for a wider gripping range to 10"(25.4cm).



Application:





KCP-660B Mini Viser Clamp **W** 280g / 9.9oz

Mini version of the Super Viser Clamp which features a 1/4"-20 thread female on the dia. 3/8"(10mm) knurled steel rod and a 3/8"-16 male stud on the bottom of the jaw for connecting with a variety of lighting and video accessories. Ideal for a small backlight, to help hold a portable greenscreen, shotgun mic and perfect for confined spaces like tabletop photography or car interior photography. Jaws are constructed with alloy die-cast aluminum and mechanically interlocked with the rubber pad which gives superior weather resistance for locking it securely and gives maximum gripping range up to 2"(51mm). The 1/4" male -1/4"male adapter spigot (KS-051) is included.



1/4"-20 threaded female on the dia. 3/8"(10mm) knurled rod.



3/8"-16 threaded male stud on the bottom of jaw.



Groove design keeps the jaws aligned with one another as they open and close.



KCP-662B Mini Viser Clamp w/ Baby Stud **W** 351g / 12.4oz

Features a 5/8"(16mm) baby stud instead of 3/8"(10mm) shaft for connecting with lightweight lighting fixtures and any accessories with 5/8"(16mm) baby receiver. Meanwhile, a 1/4"-20 threaded female is design for fitting into variety of lighting and video accessories.



1/4"-20 threaded female on the dia. 5/8" (16mm) baby stud .



3/8"-16 threaded male stud on the bottom of jaw.



Groove design keeps the jaws aligned with one another as they open and close.



KCP-667B Mini Viser Clamp w/ 5/8"-27 Thread **W** 400g / 14oz

Features a 3/8"-16 female to 5/8"-27 male bushing on the 3/8"(10mm) threaded stud for easily mounting microphones on shelves, benches, cross bars, carts or desktop. The removable bushing also allows you to mount any equipment comes with 3/8"-16 female threaded on the clamp.



5/8"-27 Male Thread for Microphones Mount Holder.



3/8"-16 threaded male stud on the bottom of jaw.



Groove design keeps the jaws aligned with one another as they open and close.



KCP-195 **W** 100g / 3.53oz
5/8"(16mm) Rod Clamp w/ a 5/8"(16mm) Baby Stud

Features a center jaw which allows it to mount the clamp on a 5/8"(16mm) rod and terminated at a 5/8"(16mm) pin for connecting small light, camera or other accessories. Quick and efficient method to add a baby (5/8") pin onto any 5/8" rod without the hassle of removing everything from your grip kit.



Mini Viser Clamp w/ U Grip Applications:



Rod Clamp applications:



The wall spreader set is designed for a background support or an overhead beam to hang lighting fixtures by placing speed rail pipe or lumber at each end and telescopic kit to insure a tight fit to walls. It can be used in both horizontal and vertical position. To avoid damage try to find the stud hiding behind the drywall and keep the wall spreader in line with it. The 100 x 100mm thick 0.25"(6.35mm) welded plates with predrilled holes are padded to protect the wall and ceiling.



YOUTUBE
KUPO WALL SPREADERS
(KCP-712 & KCP-714)



KCP-712 Wall Spreader Set
for Pipe 1-1/2" Schedule 40 (O.D.48.3mm)

3 piece set used as a background support or an overhead beam to hang lighting fixtures by placing 1-1/2" Sch.40 which is O.D.1.9" (48.3mm) aluminum pipe between two rigid points. The 100 x 100mm and thick 0.25"(6.35mm) welded plates with predrilled holes are padded to protect the wall and ceiling.



KCP-714 Wall Spreader Set
for Pipe 1-1/4" Sch.40 (O.D.42.4mm)

3 piece set used as a background support or an overhead beam to hang lighting fixtures by placing 1-1/4" Sch.40 which is O.D.1.66" (42.4mm) aluminum pipe between two rigid points. The 100 x 100mm and thick 0.25"(6.35mm) welded plates with predrilled holes are padded to protect the wall and ceiling.



KCP-712TSK Telescopic Wall Spreader Kit
for Pipe 1-1/2" Sch.40 (O.D.48.3mm)

5 piece kit used as a background support or an overhead beam to hang lighting fixtures by placing 1-1/2" Sch.40 which is O.D.1.9" (48.3mm) aluminum pipe and telescopic adapter between two rigid points. The 100 x 100mm and thick 0.25"(6.35mm) welded plates with predrilled holes are padded to protect the wall and ceiling.



KCP-714TSK Telescopic Wall Spreader Kit
for Pipe 1-1/4" Sch.40 (O.D.42.4mm)

5 piece kit used as a background support or an overhead beam to hang lighting fixtures by placing 1-1/4" Sch.40 which is O.D.1.66" (42.4mm) aluminum pipe and telescopic adapter between two rigid points. The 100 x 100mm and thick 0.25"(6.35mm) welded plates with predrilled holes are padded to protect the wall and ceiling.



KCP-712TSA Telescopic Adapter
for Pipe 1-1/2" Sch.40 (O.D.48.3mm)

The adapter including 2 pieces, one pipe reducer from 1-1/2" Sch.40 (O.D.48.3mm) to 1" Sch. (O.D.33.4mm) and one I.D.34mm sleeve with slot. Allow additional 1" pipe to extend out if the exact span is unknown. To upgrade KCP-712 standard wall spreader kit to telescopic type.



KCP-714TSA Telescopic Adapter
for Pipe 1-1/4" Sch.40 (O.D.42.4mm)

The adapter including 2 pieces, one pipe reducer from 1-1/4" Sch.40 (O.D.48.3mm) to 1" Sch. (O.D.33.4mm) and one I.D.34mm sleeve with slot. Allow additional 1" pipe to extend out if the exact span is unknown. To upgrade KCP-714 standard wall spreader kit to telescopic type.



YOUTUBE
KUPO WALL SPREADERS
(KCP-712 & KCP-724)



KCP-724 Wall Spreader Set For Lumber 2" x 4" **W** 3.2kg / 7lbs

Designed for a background support, or an overhead beam to hang lighting fixtures by placing cut lumber at each end. Just simply screw the planks into the wall spreader ends and then adjust the bolt to ensure a tight fit to wall. It can be used in both horizontal and vertical positions. The thickness of the square steel plate is 0.25"(6.35mm).



KCP-129 10" C-Clamp w/ Adjustable Junior Receiver

Constructed from drop forged steel with black powder coated the 10" C-Clamp comes with an adjustable 1-1/8"(28mm) Junior receiver that allows you to rig lighting fixture while mounting this clamp in both vertical or horizontal way. The safety wire is built with the clamp to ensure this essential safety aid is always on hand. Safety pin is attached with safety wire to keep it safe for pan adjustment of light fixture while the knob of clamp is loose.



KCP-114 4" C-Clamp W/ Baby Stud


KCP-116 10" C-Clamp w/ Baby Stud

Constructed from black coated steel, the C-Clamp comes with two separate 5/8"(16mm) baby pins on different positions which allows mounting a light fixture in desired position.



KCP-117 4" C-Clamp w/ Tree Branch Holder

Constructed from zinc plated steel, the 4" C-Type clamp welded with tree branch holder to use a real tree branch instead of a cello or wood cookie for natural branch movement. The ear for mounting in grip heads is welded on to c-clamp allows quickly mount a tree branch in any desired position.



KCP-141

Split C-Clamp for 1-1/2" Sch.40(48.3mm) pipe

Taking two halves of 10" clamp and welded speed rail fittings which allow using 1-1/2" schedule 40 (48.3mm) pipe and creating a C-clamp for any size span.





KCP-605 6" Chain Clamp

W 1kg
2.2lbs



KCP-606 10" Chain Clamp

W 1.2kg
2.64lbs

The Kupo Chain Clamp with Duel Baby 5/8" Studs is a versatile lighting rig that allows you to mount on any size pipe up to 6"(KCP-605) or 10"(KCP-606) in diameter. Due to the flexibility of the chain, it can be wrapped around odd shaped objects such as a tree branch. This clamp features two baby 5/8"(16mm) studs, one mounted on the back of the clamp and another at a right angle at the end of the handle that is used to adjust the tension when locked down. The studs have a knurled texture to prevent fixtures from rotating when locked in place. The release lever has a set-screw with a knob to prevent accidental opening of the clamp when locked in place.

Features:

1. Ideal for holding awkwardly shaped pieces.
2. Easy to adjust pressure and fit. Works by turning the 5/8" baby stud in the rear of clamp.
3. The chain is built with high-grade heat-treated alloy steel for maximum toughness and durability.
4. Two 5/8" baby pins provides strong support for lighting fixtures in opposite directions.
5. The embossed neck of 5/8" baby studs offer the maximum friction for mounting a lighting fixture.



Embossed neck offers the maximum friction.



Always lock with safety T-handle for better protection.



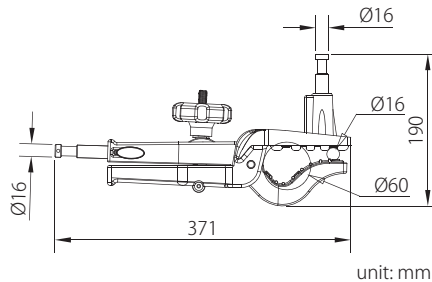
On a tree.



On a steel tube.



YOUTUBE
KUPO LARGE GAFFER GRIP (KCP-500)



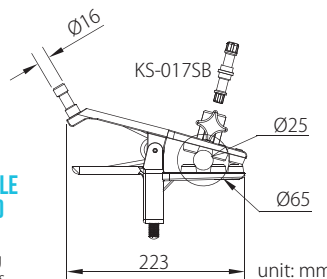
KCP-500 Large Gaffer Grip

W 1.25kg
2.75lbs **max** 10kg
22lbs

A quick mounting and multi-purpose clamp which will grip on flat or round surfaces. There is a variable tension control knob with a removable baby 5/8"(16mm) pin mounted in a female baby receiver in the handle and another 5/8"(16mm) pin mounted on the flat part of the jaw. The clamp works on diameters from 0.63-2.36"(16-60mm).



YOUTUBE
KUPO SMALL ADJUSTABLE GAFFER GRIP (KCP-550)



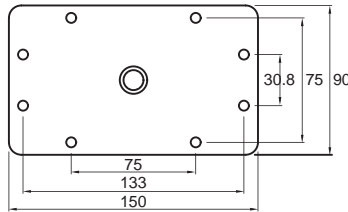
KCP-550 Small Adjustable Gaffer Grip

W 0.66kg
1.45lbs

A quick mounting and multi-purpose clamp which will grip on flat or round surfaces. There is a variable tension rubberized control knob with a removable baby 5/8"(16mm) pin mounted in a female baby receiver in the handle and another 5/8"(16mm) pin mounted on the flat part of the jaw. The clamp works on diameters from 0.63-2.36"(16-60mm).



YOUTUBE
KUPO WALL PLATE
W/ 3" BABY STUD (KS-046)



KS-046 3" Baby Wall Plate **W** 0.4kg / 1.41lbs

Same plate size 3.5 x 6" (9 x 15cm) and function as KS-043, but with a welded 3" long 5/8" baby stud. The 75mm x 75mm drilled holes allows to easy mount for any LCD monitor which comes with standard VESA mount 75mm x 75mm.



YOUTUBE
KUPO RIGHT ANGLE BABY
WALL PLATE (KS-043)



KS-043 Right Angle Baby Wall Plate **W** 0.65kg / 1.44lbs

3.5 x 6" (9 x 15cm) plate welded with a right angle 5/8" baby stud. 8 anchor points are for nails or screws giving options for mounting anywhere. May be used on a wall, ceiling, or an apple box where it is not easy to set up a lighting stand or boom arm.



YOUTUBE
KUPO JUNIOR WALL
PLATE (KS-048)



KS-048 Junior Wall plate **W** 0.68kg / 1.5lbs

Same plate size 3.5 x 6" (9 x 15cm) and function as KS-043, but welded with a 4" long 1-1/8" junior receiver for larger lighting.



YOUTUBE
KUPO BABY WALL PLATES
(KS-045 & KS-044)



KS-045 6" Baby Wall Plate **W** 0.72kg / 1.59lbs

Same plate size 3.5 x 6" (9 x 15cm) and function as KS-043, but with welded 6" long 5/8" baby stud.

KS-057 Offset Baby Wall Plate **W** 0.94kg / 2.07lbs

With the same plate size 3.5 x 6" (9 x 15cm) and function as baby wall plate, but with welded 9" long post with 2 Baby (5/8") mounting studs for fixtures.



KS-047 Baby Receiver Plate **W** 0.62kg / 1.37lbs

With the same plate size 3.5 x 6" (9 x 15cm) and function as baby wall plate, but welded with a 5/8" baby receiver. Great tool to mount a lighting fixture or grip accessory to a wall. Mount to a baby stand directly or take off the knob for access in to a junior receiver or use as a platform for monitor, speaker or lighting fixtures.



W 0.47kg / 1.04lbs

KS-145 Baby Cheater Wall Plate

With the same plate size 3.5 x 6" (9 x 15cm) and function as a baby wall plate, but with welded 3" long baby pin at an angle. It is designed for eliminating barn door interference when positioning a lighting fixture.



W 0.8kg / 1.77lbs

KCP-340 Baby Plate w/ EZ Grip Finger

The square plate attached to the ball joint pivots from -45° to 90° while the collar rotates 360° incorporating another 5/8" pin. Plate size: 3.5 x 6" (9 x 15cm)



YOUTUBE
KUPO BABY WALL PLATES
(KS-045 & KS-044)

KS-044 9" Baby Wall Plate **W** 0.85kg / 1.88lbs

Same plate size 3.5 x 6" (9 x 15cm) and function as KS-043, but with welded 9" long 5/8" baby stud.



SUPER CONVI CLAMP

The Super Convi Clamp is more than just an amazing clamp, it's the foundation of an entire grip system. Features a hexagonal receiver that accepts dozens of Convi accessories from a simple stud to the versatile Max Arm to mount almost any light fixture, camera or accessory.



SUPER CONVI CLAMP

The Super Convi Clamp is made from a lightweight aluminum with all stainless steel parts that will support loads of up to 20kg (44 lbs). It features a hexagonal receiver that accepts dozens of Convi accessories from a simple stud to the versatile Max Arm to mount almost any light fixture camera or accessory. The receiver features a spring locking safety system to ensure that the Convi accessory won't separate from the clamp if the locking screw loosens unexpectedly. The Convi Clamp has a jaw that will extend from 0.5"-2.0" (12-51mm) in diameter. It also features a saddle to securely mount it on flat surface.



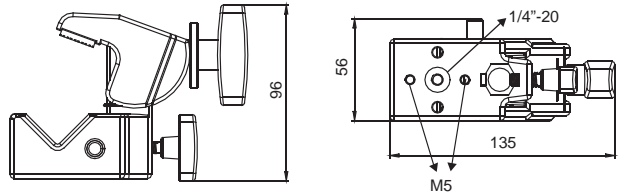
KCP-700 Super Convi Clamp-Silver
KCP-700B Super Convi Clamp-Black

W 0.45kg
11lbs

max 20kg
44lbs



YOUTUBE
KUPO SUPER CONVI CLAMP
SYSTEM (KCP-700 & KCP-710)




KCP-710 Super Convi Clamp w/Racheted Handle-Silver
KCP-710B Super Convi Clamp w/Racheted Handle-Black

W 0.45kg
11lbs

max 20kg
44lbs



YOUTUBE
KUPO SUPER CONVI CLAMP
SYSTEM (KCP-700 & KCP-710)



KCP-710 and KCP-710B features a ratcheted handle that allows the user to rotate the handle in a complete circle to tighten or loosen it in a very tight operating space.



KD-730 Silver
KD-730B Black
 Super Convi Clamp Additional Socket **W** 130g
4.58oz
 Offer an additional 5/8" (16mm) socket to Super Convi Clamp.



KD-731B
 Additional Socket w/ Spring Safety Pin **W** 141g
4.98oz
 Same function as KD-730B, but with a spring safety pin and hole for safety wire.





KCP-7SDL Super Convi Clamp Saddle **W** 0.01kg / 0.02lbs

This Super Convi Clamp accessory is a durable triangular plastic wedge that presses into the jaw of any Convi Clamp to enable the clamp to be mounted securely on flat surfaces. (Set of four)

Specifications:

Length: 1.7"(4.31cm) / Height: 0.75"(1.91cm) / Width: 1.06"(2.69cm)



W 1.09kg / 2.4lbs



W 1.09kg / 2.4lbs

KCP-720 Double Super Convi Clamp (Silver)

KCP-720B Double Super Convi Clamp (Black)

The Double Super Convi Clamp is a pair of Super Convi Clamps joined back to back providing a 90 degree angle. You can use a couple of Double Super Convi Clamps to join a whole variety of materials together such as a cross bar on a pair of Kupoles.



YOUTUBE
KUPO GRIP HEAD
W/ HEX STUD (KCP-260B)



KCP-260B Grip Head w/ Hex Stud **W** 0.64kg / 1.41lbs

The Grip Head with Hex Stud is identical to the 2-1/2" Grip Head with big handle but is not mounted to a baby 5/8" (16mm) receiver, it's mounted to a hexagonal stud designed to fit the Super Convi Clamp and Super Viser Clamp systems. It is most often used in conjunction with a grip arm, giving you complete flexibility to position gobos "go between" such as flags, scrims and silks as well as other accessories virtually anywhere. This grip head is clad in a stealthy black powder coated finish.

KCP-270B Super Convi Clamp Griphead **W** 1.09kg / 2.4lbs

This is a small and lightweight component of the Super Convi clamp and Grip Head with hex stud that allows you to insert lighting and grip arms. The Super Convi Clamp securely fastens around a lighting stand or tripod leg or many other sources allowing you to be versatile with your lighting set-ups.

CUSTOM COLORS & LASER ENGRAVING LOGO
are available upon request! (MOQ 200 pcs)



KCP-710B-26 Super Convi Clamp with Adjustable Handle and Hex Stud (Black) **W** 0.52kg / 1.15lbs

This combination is included a Kupo Super Convi Clamp with Adjustable Handle (KCP-710B) and an anti-twist brass hex baby stud with 1/4"-20 male thread (KS-026) that allows mounting of lights, cameras or other accessories on the clamp.



KCP-701 Toothy Convi Clamp - Silver **W** 0.5kg 1.1lbs


The Toothy Convi Clamp is designed, as the name suggests, with teeth for the purpose of biting and gripping trees and other wood surfaces.



W 1kg 2.2lbs **max** 15kg 33lbs

KCP-715 Toothy Convi Clamp w/ Coupler

Featuring a half coupler for 2"(48-51mm) tube with the toothy Convi clamp making it useful in a variety of situations.



Clamp Barrel Range: 13-55mm

KCP-735 Binocular Clamp **W** 0.45kg 1lbs **max** 20kg 44lbs

Ideal mounting solution for keeping your binocular in place on any tripod head or fluid head. It features an unique large serration design that keeps your binocular from slipping and the 1/4"-20 thread female under the clamp is used for mounting on any tripod head or fluid head.



Key-locking knob

W 0.45kg 1lbs **max** 20kg 44lbs

KCP-736B Super Convi Clamp w/ Security Knob


Features a keyed locks knob which provides a security solution while your valuable equipment is mounted in a public place. High strength composite of the locking knob assures the reliability and durability to prevent your devices from theft and unwanted tampering.



YOUTUBE
KUPO PSU RAIL MOUNT ACCESSORIES
(KCP-738 & KCP-700-PRM)



YOUTUBE
A GRIP CHOICE
ON LED PANEL
ACCESSORIES



W 0.51kg 1.12lbs

KCP-738 Super Convi Clamp for ARRI PSU Rail Mount

Super Convi Clamp equipped with a CNC aluminum plate which allows Arri PSU Rail Mount Adapter to be effortlessly slide on. A great mounting solution for supporting the power supply unit on any tube from 5-51mm (especially on wheeled light stand) or flat surface.



W 0.52kg 1.15lbs

KCP-741 Super Convi Clamp with Mount Hook for Nanlite PSU

Super Convi Clamp comes with an machined aluminum mounting hook that allows you to effortlessly mount your Foraza ballast or a controller on the heavy duty stand or any tube which is 5~51mm in diameter. The ideal mounting solution for your Nalite Forza ballast.

Foraza is a registered trademark of Nanlite.



YOUTUBE
KUPO V-LOCK SYSTEM
(KS-272, KS-273 & KCP-739)



Designed for any device with V-lock wedge to attach to pipe or tube.

W 0.5kg 1.1lbs

KCP-739 Super Convi Clamp With V-Lock Base

This clamp is made of classic Super Convi Clamp with CNC-machined aluminum V-lock base, making an easy fit to pipe or tube dia. 5-51mm for any device with V-lock wedge (KS-270 not included).



W 0.5kg 1.12lbs

KCP-740 Super Convi Clamp W/ Front Box Mounting Plate

Super Convi Clamp comes with an aluminum made front box mounting plate that allows you to mount your front box on the stands, tripods, tables, dolly or any object comes with outside dia. from 5mm to 51mm.



KS-001 3/8" Snap In Pin **W** 85g 3oz
Solid steel 3/8"(9.5mm) Snap in Pin works with gobo head or fixture with 3/8" receiver.



KS-002 1/2" Snap In Pin **W** 120g 4.23oz
Solid steel 1/2"(12.7mm) Snap in pin works with gobo head or fixture with 1/2" receiver.



KS-003 5/8" Snap In Pin **W** 160g 5.64oz
Made by chrome steel, this 5/8" Snap in Pin comes with hex end for Convi Clamp and the other round end for lighting fixture or gobo head.



KS-004 M12 x 30 Stud **W** 70g 2.46oz
Solid steel TVMP Snap In Pin comes with M12 male threaded allows to attaches right to the yoke of lighting and works with Covi clamp.



KS-005 M10 x 25 Stud **W** 65g 2.29oz
Solid steel TVMP Snap In Pin comes with M10 male threaded allows to attaches right to the yoke of lighting and works with Covi clamp.



KS-006 M12 Threaded Socket w/ Bolt **W** 85g 3oz
Solid steel TVMP Snap-in Pin comes with M12 threaded socket and bolt allows to attaches right to the yoke of lighting and works with Covi clamp.



KS-007 M10 Threaded Socket w/ Bolt **W** 90g 3.17oz
Solid steel TVMP Snap-in Pin comes with M10 threaded socket and bolt allows to attaches right to the yoke of lighting and works with Covi clamp.




KS-008 Joining Stud/Swivel **W** 25g 0.88oz
Made by chrome steel, this double hex stud allows you to joint two Convi Clamps at six different locking positions to each other.



YOUTUBE
KUPO JOINING
STUDSWIVEL (KS-008)



KS-009 150mm Extension **W** 100g 3.53oz
Made by chrome steel, this 150mm extension bar allows you to joint two Convi Clamp together at a distance of 15 cm from each other.



KS-010 Offset Arm 215mm (8.4") **W** 540g 19oz
Steel made offset arm with a two hex adapters, one on the end of the arm and another at a right angle to it for mounting flexibility. The other side of the arm features two opposing baby 5/8" pins for mounting light fixtures or any other baby accessory with a baby receiver.



KS-016 90 / 45 degree Joining Stud **W** 25g 0.88oz
Designed for Convi clamps it can be joined back to back at right or repeatable angles. Useful for making frames or mounting heavy duty crossbars.



YOUTUBE
KUPO 90/45 DEGREE
JOINING STUD (KS-016)



YOUTUBE
KUPO HEX J HOOK
(KS-012)



KS-012 Swivel Steel U hook (Set of 2) **W** 182g 6.42oz
The Steel U hook with a hex pin is perfect for hanging strobe packs, ballasts, or rigging background crossbars to light stands. The hook accepts pipes that measure 2" in diameter.



YOUTUBE
KUPO CUP HOLDER
(KD-815P)



KD-815P Cup Holder **W** 200g 7.05oz
Cup holder is ideal widget allowing easy connection with Convi clamp (KCP-700) or 4 way clamp (KCP-950) to add space to a cluttered desk and keep you from accidentally spilling your drinks. The holder is made of durable aluminum alloy with dia. 7.4cm space which can fit most standard coffee cups.





KS-014 Hex Stud 3/8"-16M & 1/4"-20M **W** 40g 1.41oz

Solid brass hex camera stud is designed for Convi clamps. It comes with 3/8"-16 male and 1/4"-male thread to mount camera directly to a camera head.



KS-015 Hex Stud 3/8"-16F & 1/4"-20F **W** 25g 0.88oz

Solid brass hex adapter is designed for Convi clamps. It comes with 3/8"-16 female and 1/4"-20 female thread.



W 38g 1.34oz



KS-020 / KS-020B 5/8" Compact Alu. Snap in Pin

Lightweight aluminum 5/8" (16mm) adapter with hex stud for Convi clamp and round head in the other side. Special for Desisti & laniro lighting fixtures.



YOUTUBE
KUPO HEX BABY
STUD 3/8"-16
(KS-025)



KS-025 Hex Baby Stud 3/8"-16 **W** 70g 2.47oz

Solid brass made, this stud comes with hex end for Convi Clamp and the other round end for lighting fixture. It also allows rotating while connecting two Convi clamps. 5/8"(16mm) baby stud with 3/8"-16 male threads.



YOUTUBE
KUPO HEX BABY
STUD 1/4"-16
(KS-026)



KS-026 Hex Baby Stud 1/4"-20 **W** 70g 2.47oz

Solid brass made, this stud comes with hex end for Convi Clamp and the other round end for lighting fixture. It also allows rotating while connecting two Convi clamps. 5/8"(16mm) baby stud with 1/4"-20 male threads.



W 45g 1.59oz



KS-038 Hex Adapter w/ 3/8"-16F & 3/8"-16M

Solid brass made 5/8" hex adapter keeps it from rotating in Convi clamp with one end 3/8"-16 female threads and the other end 3/8"-16 male threads.



W 45g 1.59oz



KS-130 Hex Adapter w/ 3/8"-16F & 1/4"-20M

Solid brass made 5/8" hex adapter keeps it from rotating in Convi clamp with one end 3/8"-16 female threads and the other end 1/4"-20M male threads.



W 100g 3.53oz

KS-023H 3/8" Head Mounting Plate w/5/8" Hex Stud

Round flat plate made to mount ball head or any other accessory tapped with a 3/8"-16 threads for Convi clamp. Features a hex stud which keeps the stud from rotating inside the Convi clamp.



KS-011 100mm Square Mounting plate **W** 290g 10.23oz

10 x 10cm palte welded with a 5/8" hex stud for fitting into Convi clamps.




KS-018H Hex 16mm Stud W/M10 Thread **W** 62g 2.19oz

Solid brass made hexagonal stud comes with M10 threads and wing nut for stirrup's fixture for a rapid connection to Convi Clamp.



YOUTUBE
KUPU SQUARE
CLIP (KD-816)



KD-816P / KD-816B Square Clip

The handy aluminum spring clamp provides an excellent mounting solution of your posters that can be surely clipped by its spring tension clamp and easily connect to the Convi clamp (KCP-700) with the 5/8" adapter terminated at the bottom of the clamp. (5.3cm W x 9cm H)

KS-031 Snap-in Right Angle Pin

W 410g
14.46oz

This stud features a hex pin on one side for the Convi & Super Viser Clamp Systems and a baby stud for easy mounting of lighting fixtures or accessories.



YOUTUBE
KUPU HEX SWIVEL
EXTENSION ARM W/
BABY RECEIVER (KS-019)



KS-019 Swivel Extension Arm w/ 5/8" Receiver **W** 354g
12.5oz

A mini extension arm with 5/8" baby receiver on one side and a hexagonal stud on the other for fitting into the Convi clamp. The double ball elbow joint offers the ability to articulate the two sides in any directions.



KS-195 Extension Arm w/ Universal Adapter Spigot **W** 0.2kg
0.44lbs

Constructed from solid aluminum die-cast material with black powder coating, the Kupo Extension Arm is a 6" extension arm designed for attaching to a Super Convi clamp for hanging a light or a camera from a light stand or pole. The extension arm features a 16mm(5/8") baby receiver and a removable universal adapter spigot with 1/4"-20 and 3/8"-16 male threads. The arm end has a hex-shaped stud that snaps into a Super Convi Clamp or Super Viser clamp preventing the arm from rotating.



YOUTUBE
KUPU MINI FLEX ARM W/
ALLIGATOR CLIP (KD-735P)



KD-735P Mini Flex Arm w/ Alligator Clip **W** 118g
4.2oz

The Mini Flex Arm with Alligator Clip is a flexible arm with a 3/8"-16 female thread tapped inside a baby 5/8"(16mm) stud on one side and an alligator clip on the other. It's the perfect accessory to hold small items such as a mini flag or reflector. It's 11.4"(29cm) in length.



Fit to Convi clamp



Fit to four way clamp



Opening for shoulder strap

KS-099 Bracket for Vagabond Mini Lithium Portable Power Pack **W** 160g / 5.7oz

Great widget for offering mounting solutions to the Vagabond Mini Lithium Portable Power Pack. Matte-black, neat profile, and the sturdy steel yoke is built to go through strap slots on the Vagabond and hold it without slipping. Through a single screw, it can be quickly and firmly fastened to the 1/4"-20 socket of power pack. The welded hex stud is customized to fit the Convi clamp and four-way clamp, leaving the power pack mounted anywhere without spinning. Each end of the yoke is slotted for accommodating a shoulder strap, making it easy for moving and carrying the portable power pack. *Vagabond Mini Lithium is a registered trademark of PAUL C. BUFF, INC.



YOUTUBE
KUPU MULTI-FUNCTIONAL
V-MOUNT BATTERY
BRACKET KIT
(KS-199)



With adapters



With adapter and V mount battery

KS-199 Multifunction V-mount Battery Bracket Kit


Made with Convi clamp (KCP-700) and a V-mount battery bracket, it offers a great storage and mounting solution for your battery and transformer and an ideal way to both stabilize your light stand and free up floor space. The bracket constructed from precise laser-cutting steel with black matt powder-coated finish makes it work seamlessly with battery, transformer and Convi clamp. The built-in V-mount battery holder allows you to secure mount a battery on the bracket effortlessly and a D-Tap output is also equipped for connecting your gear. In the reverse position of the bracket, the unique transformer cradle keeps your transformer in place inside the bracket with the elasticized Velcro. Simply making use of two tear-shaped holes, the bracket can be quickly hung on the plastic stoppers mounted in the bottom of Convi clamp. With the spring-loaded clamp, it allows it to fit a variety of stand widths up to 50mm in diameter and is easy to snap on and off for quick set up or take-down.



YOUTUBE
KUPU PSU RAIL
MOUNT ACCESSORIES
(KCP-738 &
KCP-700-PRM)



YOUTUBE
A GRIP CHOICE
ON LED PANEL
ACCESSORIES



KCP-700-LDS

AL-shape tiny bracket that fastens LD system array CURV 500 SLAT with Convi clamp. Made of thickness 4.5mm roll steel. Sturdy and durable. Machined with 2 x M6 countersunk bores for connecting CURV 500 SLAT, and 1 x M12 bore for connecting a stud with Convi clamp.

KCP-700-PRM

PSU Rail Mount Adapter for Convi Clamp **W** 55g / 1.94oz

CNC made anodized aluminum plate designed for the Super Convi Clamp with two M5 sets screws. This allows for the Arri PSU Rail Mount Adapter to be easily attached, and provides a mounting solution for supporting the power supply unit on any tube from 5-51mm (especially on wheeled light stand) or flat surfaces with the Super Convi Clamp. (Size: 50 x 29.5 x 16mm)



**YOUTUBE
KUPO SQUARE
J HOOK (KD-795B)**



KD-795B Compact U Hook - Black
KD-795P Compact U Hook - Silver

The aluminum made Compact U Hooks (Set of two) are accessories for the Convi Clamp (KCP-700). It has a narrow profile (1.6cm in depth) which can hold thinner objects that are flat and narrow.



**YOUTUBE
KUPO BOOK SHELF
(KD-742P)**



KD-742P
Book Shelf - Silver  9kg
19.8lbs

The aluminum made L bookshelf comes with connecting adapters that allows to firmly attached to Convi clamp (KCP-700). Ideal for temporary keeping your equipments or books in place on the L shaped shelf to a stands, poles or truss. Size: 25cm(W) x 20cm(D) x 25cm(H).



**YOUTUBE
KUPO CATALOGUE
SHELF (KD-743P)**



KD-743P
Catalogue Shelf - Silver  9kg
19.8lbs

The aluminum made L catalogue shelf comes with connecting adapters that allows to firmly attached to Convi clamp (KCP-700). Ideal for temporary keeping your equipments or catalogue in place on the L shaped shelf to a stands, poles or truss. Size: 25cm(W) x 8.6cm(D) x 25cm(H).



KD-790B Bracket Shelf Holder - Silver
KD-790P Bracket Shelf Holder - Black

The aluminum made L Bracket Shelf Holder (set of 2) is 2 right angle brackets with a hex stud mounted to one side. They are good for mounting flat objects to a pair of Kupoles with Convi clamp (KCP-700).



**YOUTUBE
KUPO ALUMINUM
DISPLAY SHELF (KD-740P)**

KD-740P
Display Shelf - Silver  4.5kg
9.9lbs


Constructed from 38 x 38cm aluminum square display shelf and a 37cm long extension shaft which allows it to attached on Convi Clamp (KCP-700) with supplied screws. The square display shelf is able to be adjusted on the shaft to the desired position with the 16mm baby receiver and locking knob equipped under the shelf.



**YOUTUBE
KUPO BANNER ROD
W/ STUD (KD-760SP)**

KD-760SP Banner Rod with Stud - Silver

The aluminum rod is measured 25mm in diameter and 61cm in length allows you to easy hang flags, banners and various display items with the Convi clamp (KCP-700)





YOUTUBE
KUPO ROUND STUD
W/ 3/8"-16M & 1/4"-20M
THREADS (KS-014R)



KS-014R Round Stud 3/8"-16M & 1/4"- 20M **W** ^{40g} 1.41oz
Solid brass round camera stud with 3/8"-16 male and 1/4"-20 male thread to mount camera directly to a camera head. This is a replacement stud for the Tilting Umbrella Adapter.



YOUTUBE
KUPO ROUND STUD W/
3/8"-16F AND 1/4"-20F
RECEIVERS (KS-015R)



KS-015R Round Stud 3/8"-16F & 1/4"- 20F **W** ^{32g} 1.13oz
Solid brass round adapter comes with 3/8"-16 female and 1/4"-20 female. This is a replacement stud for the Tilting Umbrella Adapter.



YOUTUBE
KUPO UNIVERSAL
STUD (KS-017)



KS-017 Brass universal Adapter Spigot **W** ^{70g} 2.47oz
Universal 5/8" (16mm) stud w/ 3/8"-16M and 1/4"- 20M.



YOUTUBE
KUPO UNIVERSAL
STUD (KS-017)



KS-017SB Steel Universal Adapter Spigot
Steel made universal 5/8" (16mm) stud w/ 3/8"-16M and 1/4"-20M (Black).



KS-018 5/8" (16mm) Stud w/ M10 Thread **W** ^{62g} 2.19oz
Easy to be mounted on the yoke of a lighting fixture with the M10 thread and wing nut.



KS-075 Adapter Stud to 3/8"-16 Thread **W** ^{70g} 2.47oz
Solid brass round 5/8" adapter stud with 3/8"-16M.



KS-073 Adapter Stud 3/8"-16F & 1/4"-20M **W** ^{40g} 1.41oz
Solid brass made 5/8" adapter stud with 3/8"-16 female thread is designed to convert an accessory with 3/8"-16 male threads to an industry-standard 5/8" stud to support equipment such as light fixtures. The stud is topped with 1/4"-20 male threads for additional mounting options.



For 13mm Wrench

KS-286

5/8" (16mm) Baby Pin With Screw for Wood

W 50g
1.76oz

Made of aluminum 5/8" (16mm) baby pin with a M8 screw that allows you permanently or temporarily mount directly into a wood surface. Feature 4 flat surfaces on the baby pin that makes it easy to tighten or loosen the pin with tool.



KS-107 Detachable Anti-spin Baby pin

W 50g
1.8oz

9 cm long aluminum baby pin with stainless steel 1/4"-20 thread central bolt, features locating key & slot to have a "Mortise and Tenon" joint for preventing rotation. The flats on the top of pin also makes tighten/loosen effortlessly with a #13 spanner. Perfect to be in conjunction with either Universal Single T12 LED Tube Holder (KCP-388) on a grip head or Super claw (KCP-732B) for positioning your baby pin on any tube from 13~35mm.



YOUTUBE
KUPO DROP CEILING
ADAPTER W/ 5/8" STUD
(KD-CM16P)



KD-CM16P Ceiling Frame Mount w/ Male 5/8" Spigot Adapter

W 90g
0.2lbs

The Kupo Ceiling Frame Mount with Male Spigot Adapter is designed to attach to the metal frame which supports your ceiling tiles. This ceiling clip bracket mount has a 5/8" male stud that accepts lighting fixtures or any compatible 5/8" receiver accessory. Additional 1/4"-20 female thread on the top of baby pin also provides a great mounting solution for a Video/ Audio transmitter.



KS-027

5/8" (16mm) Male Adapter (M10)

W 70g
2.47oz

Steel made 5/8" (16mm) Adapter with tapped M10 thread female.



KS-037

5/8" (16mm) Male Adapter (3/8")

W 70g
2.47oz

Steel Made 5/8" (16mm) Adapter With tapped 3/8"-16 thread female.



YOUTUBE
KUPO BABY 5/8" STUD W/
1/4"-20F THREAD (KS-076)



KS-076

5/8" Stud w/ 1/4"-20 Female Thread

W 40g
1.41oz

3.5" long 5/8" baby stud with 1/4"-20 female thread which is designed to mount a stud on a tripod or anything with a 1/4"-20 thread.



KS-096

5/8" Stud w/ 3/8"-16 Female Thread

W 40g
1.41oz

3.5" long 5/8" baby stud with 3/8"-16 female thread which is designed to mount a stud on a tripod, suction cup or anything with a 3/8"-16 thread.



KS-074 Long Double Stud-5/8"

W 160g
5.64oz

4.9" long double 5/8" baby stud is designed to connect a lighting fixture to a Convi clamp or an arm with a grip head.



Microphone

W 50g
1.76oz

KS-077 5/8" Stud w/ 1/4"-20M Thread(12MM)

KS-239 5/8" Stud w/ 1/4"-20M Thread(7MM)

3.5" long 5/8" baby stud with 1/4"-20 male thread designed to screw into a 1/4"-20 hole of a small light, a monitor or anything with 1/4"-20 female thread on a Gobo head or Convi clamp.



KS-078 5/8" Stud w/ 3/8"-16 Male Thread

W 50g
1.76oz

3.5" long 5/8" baby stud with 3/8"-16 male thread 12mm in length designed to screw into any equipment with 3/8"-16 female thread .



W 60g
2.11oz


KS-129 5/8" Stud w/ 3/8"-16 Male Thread

3.5" long 5/8" baby stud with 3/8"-16 male thread 25.4mm in length designed to screws into or any equipment with 3/8"-16 female thread.



KS-149 Baby Pin w/ 1/4"-20 Male Thread **W** 200g
70oz

The 5.5"(140mm) long steel made baby pin with a 1/4"-20 male thread and a 1/4"-20 female thread in reverse position allows you to use your equipment with a variety of grip equipment including standard grip heads, suction cups, light stand, articulating arm and more.



KS-115 Double Ended Spigot

W 180g
6.3oz

Solid brass spigot features a 5/8" (16mm) baby at one end allowing it to fit into the 5/8" receiver of Super Convi Clamp or any piece of gear with a 5/8" receiver providing compatibility with cameras or accessories with a 1/4"-20 threads at the other.



YOUTUBE
KUPO BABY 5/8"
GRIP ARM PIN (KS-022)

KS-022 Grip Arm Pin w/ Collar

W 0.16kg
0.35lbs

5/8" steel baby pin, with 5.5" (14cm) length, is designed for fitting into the grip head and can be connected to the lighting fixtures or other grip accessories. Features a 1/4"-20 female hole on one side and a 3/8"-16 female hole on the other. The knurled neck offers maximum friction and the collar design provides an anchor to prevent the pin from sliding completely through the grip head.





YOUTUBE
KUPD 3/8"-16 MOUNTING PLATE
W/ BABY 5/8" STUD (KS-023)



KS-023 3/8" Head Mounting Plate w/ 5/8" Stud **W** 100g 3.53oz

Round flat plate made to mount ball head or any other accessory tapped with a female 3/8"-16 threads for Convi clamp. Feature with 3 locking set screws underneath the plate to fasten up the camera or ball head.



KS-024 1/4" Head Mounting Plate w/ 5/8" Stud **W** 100g 3.53oz

Round flat plate made to mount ball head or any other accessory tapped with a female 1/4"-20 threads for Convi clamp. Features with 3 locking set screws underneath to fasten up the camera or ball head.

O.D.17mm spigot(DABO) specialized made for Japanese market



KS-013FS
Ø17mm Steel Spigot **W** 65g 2.3oz
Ø17mm spigot (DABO), female 3/8"-16 threaded.



KS-013F
Ø17mm Steel Spigot **W** 75g 2.65oz
Ø17mm spigot (DABO), female threaded with 3/8"-16 bolt & washer.



KS-113
Ø17mm Steel Spigot **W** 88g 3.1oz
Ø17mm spigot, female threaded w/ 3/8" to 1/4" stainless steel adapter (26mm width).



KS-013 Ø17mm Steel Spigot **W** 80g 2.9oz
Ø17mm spigot (DABO) male threaded w/ 3/8"-16 washer & lock nut for C-05 & C-01 family.



KS-151 Double Stud 16 to 17mm Adapter **W** 95g 3.36oz
Made by solid steel, this double stud features a knurled neck on one side for the maximum friction and one milled flat on the other to avoid rotating while mounted inside a 5/8" baby receiver. Additional 3/8"-16 female threaded is tapped for connecting with a variety of accessories for video and lighting.



YOUTUBE
 KUPO BABY RECEIVER (16MM)
 W/ 1/4" THREAD MALE (KS-060)

KS-060

5/8" Baby Receiver w/ 1/4" Thread

W 90g
 3.17oz

Locking adapter for 5/8" light stand allows vertical or horizontal mounting of a light fixture, flash, or camera that has a 1/4"-20 threaded receptor.



KS-062

5/8" Baby Receiver w/ 3/8" Thread

W 90g
 3.17oz

Locking adapter for 5/8" light stand allows vertical or horizontal mounting of a lighting fixture, flash, or camera that has a 3/8"-16 threaded receptor.

KS-144

5/8" Baby Receiver To 3/8" Diameter Stud

W 110g
 3.87oz

Made of solid metal, which allows for mounting smaller or 3/8" lights & grip gears to larger 5/8" stud of light stands. This design enables mounting in either a vertical or horizontal configuration!



KS-098

Adapter Stud 5/8" Receiver to 5/8" Stud

W 100g
 3.52oz

Constructed from lightweight aluminum to increase the length of the regular baby stud. It converts the threaded baby stud into a non-threaded stud. You may use this adapter at the end of a grip arm or a stand when attaching a right angle mount.



KS-152

Profoto Stand Adapter Plus 16mm (5/8")

W 120g
 4.23oz

Specially designed for mounting Profoto, or other strobe heads or monolights with a 16mm (5/8") female mount. The length on this adapter provides a small distance from an overhead pipe or boom to improve aiming of the light head alone over a stud. * Profoto is a registered trademark of Profoto AB. Weight: 110g (3.9oz)



YOUTUBE
 KUPO BABY ADAPTER
 FOR ELINCHROM
 (KS-079)

KS-079 Adapter for Elinchrom

W 70g
 2.47oz

Constructed from lightweight aluminum with knurled neck for the maximum friction while tightening the knob. 1/4"-20 female thread on the top of 16mm stud for attaching any accessories, comes with 1/4"-20 male thread. * Elinchrom is a registered trademark of Elinchrom SA.



KS-162 3 Way Mount

Baby Adapter 5/8" receiver to 3/8"-16 Male

W 150g
 5.3oz

Steel made with black coating, the unique locking adapter for 5/8" (16mm) light stand allows vertical or horizontal mounting of a lighting, flash or camera that has a 3/8"-16 male threads. Features an oblique hole design that enables you to have an additional 35 degree tilt for eliminating barn door interference when positioning a lighting fixture.



YOUTUBE
 KUPO THREE WAY MOUNT
 BABY ADAPTER 5/8"
 FEMALE TO 3/8"-16 MALE
 (KS-162)



KD-CF16P Ceiling Clip Female Baby Socket

W 160g
 0.3lbs

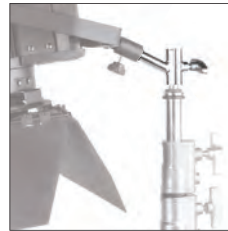
The Kupo Ceiling Clip Female Bracket is an adapter designed to clip on the metal part that supports your ceiling tiles and presses its other side to secure in place. This ceiling clip bracket mount has a 5/8" receiver with metal fastener that accepts lighting fixtures or any compatible 5/8" stud accessory.



W 0.91kg
0.42lbs

KS-071 Double Baby Receiver Adapter

Chrome-plated steel female to female adapter, it includes a welded boss to ensure long-lasting operation of the locking knobs. The KS-071 adapter can be used to convert 5/8" male light stand top to a 16mm female socket or to obtain a 16mm female attachment from 16mm spigot.



W 0.25kg
0.56lbs

KS-147 Baby Receiver to Cheater Baby Pin

A 5/8" baby receiver welded with a 3" long baby pin at an angle. It is designed for eliminating barn door interference when positioning a lighting fixture or making it effortless to angle down a beauty dish.

W 0.5kg
1.1lbs

KS-146 Right Angle Baby Adapter

Made of solid steel, this baby adapter permits a fixed 90-degree angle offset from any baby pin. The other end is TVMP adapter which allows fitting into 1-1/8" (28mm) junior receiver or a 5/8" (16mm) baby stud.





YOUTUBE
KUPO 3-WAY BABY
ADAPTER (KS-148)



W 0.65kg
1.43lbs

KS-148 3-Way Baby Adapter

Made of solid steel comes with three 16mm (5/8") baby male pins and TVMP adapter which allows fitting into 1-1/8" (28mm) junior receiver or a 5/8" (16mm) baby stud.



W 1.1kg
2.42lbs

KS-166 Pipe Spinning Gag for 5/8" (16mm) Pipe

Constructed from solid steel with chrome plated, this pipe spinning gag consists of six 5/8" (16mm) baby receivers with set screws and terminated a TVMP adapter which allows fitting into 1-1/8" (28mm) junior receiver or a 5/8" (16mm) baby stud. The top end is tapping 3/8"-16 threads for easy adding a fixed plate. With a rotary bearing system, it provides a 360 degree spinning so that you can build a lazy Susan, swing 5/8" (16mm) pipes overhead with lights on them to create a tunnel light effect for cinematography in the studio.



YOUTUBE
KUPO JUNIOR
BABY ADAPTER
(KS-201)



YOUTUBE
A GRIP CHOICE
ON LED PANEL
ACCESSORIES



KS-201 Junior Baby Adapter **W** 435g 0.96lbs

Constructed from solid steel with chrome plated, this adapter allows those lighting fixture comes with a junior stud being mounted on a baby stand or a baby c-clamps. The V shape receiver design makes effortless to insert irregularly sized studs. Both receivers feature ergonomic metal knob with stainless blot for a secure grip and tightening.

W 100g
0.22lbs

KS-070 Female Adapter 16 to 17mm

This is an aluminum female to female adapter and is used to convert a 5/8" male light stand top into a 17mm female socket or obtain a 17mm female attachment from 16mm spigot.



YOUTUBE
KUPO TVMP
ADAPTER (KS-090)

W 290g
0.64lbs

KS-090 TVMP Adapter

TV to Motion Picture adapter which allows fitting into 1-1/8" (28mm) junior receiver or a 5/8" (16mm) baby stud. The adapter is designed to attach on the yoke of a lighting fixture that can be mounted to the stand or fit into a junior receiver of a clamp rigged on the truss. The included top bolt thread size is 1/2"-13.



KS-116
Baby Receiver (16mm) w/ 1/4"-20 Male Thread

W 85g
0.18lbs



KS-117
Baby Receiver (16mm) w/ 1/4"-20 Female Thread

W 85g
0.18lbs

Baby Ball Head Adapter features a 16mm socket (I.D.) and 28mm barrel (O.D.) which allows you to mount ball head with 3/8"16 female thread to any grip gears. The dia.49mm aluminum plate comes with 3 locking set screws underneath to fasten up the ball head or equipment keep them from rotating. The compact size and lightweight aluminum material makes it ideal for traveling.



YOUTUBE
BABY BALL
HEAD ADAPTER



KS-097 Baby Ball Head Adapter
With 3/8"-16 X 29.5mm Bolt

W 350g
0.78lbs

KS-097LB Baby Ball Head Adapter
With 3/8"-16 X 78mm Long Bolt

W 350g
0.78lbs



Inside diameter: 5/8"(16mm)
outside diameter: 1-1/8"(28mm)



For C-stand.



For lightweight
aluminum stand.



For stand with
Junior stand top.



Mounting on a boom as
an overhead camera



On the slider stand.



KS-126 5/8" Baby Socket w/ Knob

W 144g
4oz

The alu casting 5/8" (16mm) stirrup baby socket with knob is the receiver which fits the ARRILUX 125, Compact 125, ARRI 300 / 650 Fresnel Plus and ARRILITE 650 / 800 / 1000 / 2000 halogen fixtures. * ARRI is a registered trademark of ARRI Group.



KS-319 ARCA Swiss Type Base For Tethermate

This aluminum made ARCA Swiss Type Base is primary designed for connecting with Tethermate family that allows you to mount your Tethermate on a tripod that comes with an ARCA style quick-release ball head. It features dual baby receivers for vertical mounting on a baby stand or horizontal mounting on and equipment comes with a baby pin which is parallel to the ground. Additional 1/4"-20 and 3/8"-16 female threaded also provides you with extra mounting solution on any equipment comes with a 1/4"-20 or 3/8"-16 male threaded.





KS-030 **W** 300g
0.73lbs

28mm steel spigot with M10 thread and wing nut, attaches to a lighting yoke then fits into standard lighting stand with 28mm receiver.



KS-032 **W** 300g
0.73lbs

28mm steel spigot with M12 thread and wing nut, attaches to a lighting yoke then fits into standard lighting stand with 28mm receiver.



KS-034 **W** 500g
1.15lbs

Solid steel 28mm TV spigot tapped for M10 screw with washer, ideal for mounting lighting fixture directly on to stands or any TV clamps with 28mm receiver.

KS-034-T

The same function as KS-034 but comes with 1/2"-13 threaded screw instead of M10.



YOUTUBE
KUPO STAND ADAPTER
AND STUDS (KS-200)



KS-200 Junior to Baby Adapter **W** 600g
1.32lbs

This female to male adapter converts 1-1/8" female receiver to 5/8" male stud. Well constructed with solid steel and chrome plated. Very helpful to fit into heavy duty light stands and T.V. clamps or turtle base C-stands to mount standard studio flash or video lighting fixtures. (A.k.a 750 male to 2K male spigot / butt plug.)



KS-040 **W** 710g
1.57lbs

28mm steel spigot with a 12cm round mounting plate fits into standard lighting stands or can convert a 28mm receiver to a M10 thread with wing nut.



KS-042 **W** 710g
1.57lbs

28mm steel spigot with a 12cm round mounting plate fits into standard lighting stands or can convert a 28mm receiver to a M12 thread with wing nut.



KS-080 Ball Race Spigot M10 **W** 820g
1.82lbs

A rotating 28mm spigot with M10 screw attached. Use this to make a lighting fixture into a follow spot. The smooth panning action is assured by roller bearings inside and a locking knob to control the position.



KS-082 Ball Race Spigot M12 **W** 820g
1.82lbs

A rotating 28mm spigot with M12 screw attached. Use this to make a lighting fixture into a follow spot. The smooth panning action is assured by roller bearings inside and a locking knob to control the position.



W 240g
0.53lbs


KS-202B Double End TVMP Spigot w/ 17mm Receiver

This is the most versatile adapter ever. External diameter (28mm spigot) fits a junior receiver, while internal diameters (16mm and 17mm at each end) suits baby pin. Additional threaded hole for relocating the set screws while they are not used. Made of lightweight yet sturdy aluminum alloy with black anodized finish. Legend is clearly laser engraved for identification.



KS-235 Speaker Adapter **W** 950g
2.1lbs

Made of solid steel with chrome-plated finish, this speaker adapter helps to connect the speaker with a lighting stand easily. It converts a 35mm male spigot to a standard 28mm spigot which will fit most large lighting stands. Suitable for most speakers on the market.



KCP-410 Super Grip Finger **W** 0.73kg
1.61lbs

Designed to mount a lighting fixture or accessories onto the baby swivel pin and angle it in any direction. Unique ratcheting handle allows all axis to lock with one locking handle which is made by zinc die-casting. The 16mm socket (inside) and 28mm (outside) barrel also fit a junior receiver while removing the tightening knob.



5/8"(16mm) baby receiver fits industrial standard lighting stand top which comes with a 5/8" (16mm) baby stud.



YOUTUBE
KUPO SUPER
GRIP FINGER
(KCP-410, KCP-412
& KCP-414)



Knob can be stored on the ball joint pivot holder while inserted into junior receiver.



YOUTUBE
KUPO SUPER
GRIP FINGER
(KCP-410)



KCP-412 Super Grip Double Baby Receiver **W** 0.86kg
1.90lbs

Converts a fixed 5/8" baby pin or 1-1/8" junior receiver to a baby receiver for versatility. Unique ratcheting handle allows all axis to lock with one locking handle which is made by zinc die-casting.



5/8"(16mm) baby receiver fits industrial standard lighting stand top which comes with a 5/8" (16mm) baby stud.



YOUTUBE
KUPO SUPER
GRIP FINGER
(KCP-410, KCP-412
& KCP-414)



Knob can be stored on the ball joint pivot holder while inserted into junior receiver.



YOUTUBE
KUPO 5/8"
SUPER GRIP DOUBLE
BABY RECEIVER
(KCP-412)



KCP-414 Super Grip Finger w/ a Round Camera Plate **W** 0.72kg
1.59lbs

A heavy-duty, all-metal, adjustable ball head that has two ways to attach gear: a 1/4"-20 male thread located in the center of the round camera plate for your camera, and a TVMP adapter on the bottom for quickly attaching to stands, booms, cranes, and similar equipment. A ratchet handle allows you to tilt the head up to 115°, and the elliptical knob located near the base makes it easy to rotate your gear 360° horizontally. For added stability, the round camera plate features three set screws that help hold your camera in place while attached.



YOUTUBE
KUPO SUPER
GRIP FINGER
(KCP-410, KCP-412
& KCP-414)



YOUTUBE
KUPO SUPER GRIP
FINGER WITH ROUND
CAMERA PLATE
(KCP-414)



YOUTUBE
KUPO SWIVEL
JUNIOR RECEIVER
ADAPTER
(KS-207)



W 1.62kg
 3.6lbs



KS-207

Swivel Junior Receiver Adapter

Constructed from heavy duty iron casting, the Kupo Swivel Junior Receiver Adapter comes with a male 1-1/8" pin (28mm) at one side designed to drop into a combo stand junior receiver. Also features a swivel female 1-1/8" receiver at the other with a rosette mechanism that allows you to have tilting angle in every 30 degree. Ideal for rotating the fixture from horizontal to vertical and eliminating interference of barn door/softbox when position a light on the stand.



YOUTUBE
KUPO SUPER GRIP
FINGER WITH 10"
STEEL AUGER SPIKE
(KCP-409)



W 1kg
 2.2lbs

KCP-409 Super Grip Finger w/ Auger Spike

Made of chrome plate steel, the 25.4cm (10") long auger spike is sturdy and welded with a swivel 16mm (5/8") baby receiver for ensuring stability of your lighting fixtures, cameras and other accessories by drilling into sand or soft ground. Features a ratcheting handle which allows all axis to be locked with one locking handle.



YOUTUBE
KUPO SUPER GRIP
BALL HEAD
(KCP-419)



3/8"-16 thread female

KCP-419 Super Grip Ball Head

W 490g
 1.03lbs

Made of heavy duty metal the ball head has a 3/8"-16 thread male and a 3/8"-16 thread female in the base. Features a ratcheting handle which is made by zinc die-casting allows all axis to lock with one locking action.



YOUTUBE
KUPO EZ GRIP
FINGER (KCP-310)



W 0.78kg
 1.72lbs

KCP-310 EZ Grip Finger

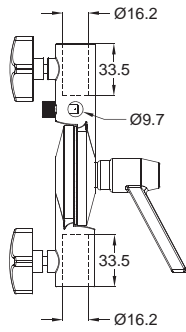
The EZ Grip Finger is an angling knuckle for a light. It has a 5/8" (16mm) inside and 1-1/2" (28mm) outside socket attached to a ball joint so it pivots 196° while the collar rotates 360° incorporated a 5/8" (16mm) pin.



W 0.67kg
 1.48lbs

KCP-320 EZ Grip Twins

The EZ Grip Twins is an angling knuckle that comes with 5/8" (16mm) pin attached to a ball joint so it pivots 196° while the collar rotates 360° incorporated a 5/8" (16mm) pin.



KS-101 Umbrella Swivel Bracket **W** 0.36kg / 0.8lbs

Umbrella Swivel Bracket is made of aluminum with 5/8"(16mm) receiver in both ends that can connect to stands or accessories with a baby pin to make aiming the light or flash easy with the swivel design. The locking umbrella socket also accepts umbrella shafts up to 3/8" diameter.



YOUTUBE
KUPO UMBRELLA SWIVEL
BRACKET WITH ADAPTER (KS-102)



W 0.41kg / 0.9lbs



KS-102 Umbrella Swivel Bracket w/ Adapters

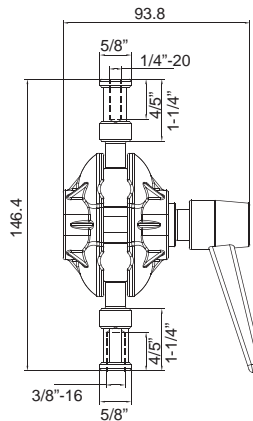
Same function as KS-101 but with KS-014R & KS-015R which are removable, reversible 5/8" studs with 1/4"-20 and 3/8" threads; and can be mounted with various attachments like umbrellas, soft boxes, strobes and speedlites.



YOUTUBE
KUPO VERSATILE
SWIVEL ADAPTER (KS-103)

KS-103 Versatile Swivel Adapter **W** 0.4kg / 0.88lbs

Versatile Swivel Adapter comes with a two ball joint 5/8"(16mm) studs, one is tapped for 3/8" and the other is for 1/4". It offers the ability to clamp onto a support at odd angles with stands or suction cups. Both ball joint studs are also designed to fit into baby sockets for Convi. clamp, super viser and will hold the object stable.



YOUTUBE
KUPO VERSATILE SWIVEL
ADAPTER W/ CAMERA
BRACKET (KS-104)

KS-104 Versatile Swivel Adapter w/ KS-CB01

Same function as KS-103 but with Camera bracket. **W** 0.52kg / 1.15lbs



KS-105 Versatile Swivel Adapter w/ KS-CB02

Sames function as KS-103 but with Quick release camera plate. **W** 0.5kg / 1.1lbs

A heavy-duty cast aluminum alloy bracket which features a counterbalance mechanism designed to prevent the speedlite from flopping over when the knob is loosened. With a non-slip aluminum disk, two aluminum brackets and a ratcheting locking handle, the speedlite or lighting fixture is able to be locked securely in place and there is also a hole with a knob-screw to lock an umbrella shaft in place. It includes two removable, reversible studs to adapt to light stands with top studs smaller than the standard 5/8". A universal cold-shoe adapter is included for accepting virtually any shoe-mount flash unit. Additionally, the adjustable locking handle, wide tilt angle, and oversized knobs add to its overall functionality.



YOUTUBE
KUPO ROLY POLY
COUNTERBALANCED
UMBRELLA SWIVEL BRACKET



KS-101RP
Roly Poly Counterbalanced Umbrella Swivel Bracket

Length: 12.25"(31.1cm) / Height: 3"(7.62cm)
 Width: 7.75"(19.7cm) / Weight: 0.969lbs(0.44kg)

The spring loaded tilt mechanism is designed to prevent the flash from flopping over when the knob is loosened.



Accepts umbrella shafts up to 9mm.



10 degree tilt umbrella shaft hole.



Double female 5/8" (16mm)



Brass adapters fit perfectly into the baby receiver.



Rosette design disc with aluminum braking pad.



270 degree wide tilt angle

Application:






YOUTUBE
KUPO 3/8\"-16F TO 1/4\"-20M
ADAPTER (KS-052)


KS-052 3/8\"-16F to 1/4\"-20M Adapter **W** 30g
1.06oz
Solid brass small adapter that converts a 3/8\"-16 female thread to a 1/4\"-20 male thread.



KS-063 3/8\"-16M to 1/4\"-20 F Adapter **W** 30g
1.06oz
Solid brass small adapter that converts a 3/8\"-16 male thread to a 1/4\"-20 female thread.




KS-052ST 3/8\"-16 to 1/4\"-20 Thread **W** 35g
1.24oz
Stainless steel Adapter female thread 3/8\"-16 to Male Thread 1/4\"-20.



YOUTUBE
KUPO 3/8\"-16M TO
1/4\"-20M THREAD
ADAPTER (KS-054)




KS-054 3/8\"M - 1/4\"M Adapter Spigot **W** 10g
0.35oz
Dual male stud with 3/8\" to 1/4\" thread adapter.



YOUTUBE
KUPO 1/4\"-20M TO 1/4\"-20M
THREAD ADAPTER (KS-051)

KS-051 1/4\"M - 1/4\"M Adapter Spigot **W** 10g
0.35oz
Dual male stud with standard 1/4\" 20 tripod thread.



KS-183 3/8\"M-M10-1/4\"M Adapter **W** 5g
0.18oz
Stainless steel CNC 3/8\"-16 M-M10-1/4\"-20M adapter designed for mounting on camera accessories such as tripod, monopod, ball head, light stand, video light with 20mm in length.



KS-128 3/8\"M-3/8\"M Adapter Spigot **W** 10g
0.35oz
Stainless CNC 3/8\"-16 male threaded to 3/8\"-16 male threaded adapter with 1\" (25.4mm) in length.



KS-038DR Dot Receiver **W** 80g
2.82oz
Dot receiver top end with 3/8\"-16 female thread and 5/8\"(16mm) O.D. as a baby pin. The other end with 3/8\"-16 male screw fit into any related accessory.



KS-050 Flag Holder **W** 50g
1.76oz
The steel made flag holder comes with one end M6 male thread another end with dia.6mm shaft designed to fit on KCP-343 (Flex Arm Kit for Dots & Fingers) and KCP-300 (Articulated Arm).



KS-053 Reducing Bushing Set 3/8\"-16 to 1/4\"-20 **W** 10g
0.35oz
Used to mount any accessory with a female 3/8\"-16 threaded socket onto a 1/4\"-20 male screw. (Set of 5)



KS-064

Female 1/4"-20 to Male 3/8" Thread Adapter w/ 1.18" (30mm) Flange

Kupo KS-064 Adapter is a 1/4"-20 to 3/8" thread adapter with a 1.18" knurled flange also known as a reducing bushing. Perfect for adapting a lighting fixture, camera or accessory with a 3/8"-16 female thread. Needs to be mounted on a tripod or light stand with a top screw of 1/4"-20.

W 15g
0.53oz



KS-068

Round Knurled 1/4"-20 Female Thread Knob w/ 1.77" (45mm) Flange

This Round Knurled Knob with 1/4"-20 Female Thread is made of lightweight and quality aluminum which can be used on anything with a 1/4"-20 male threaded shaft. The additional 3.8mm through hole design allows you to use a tool to effortlessly tighten or loose the knob.

W 20g
0.71oz



KS-120

Mini Round Knob w/ 1/4"-20 Female Thread

Made of lightweight and quality aluminum which can be used on anything with a 1/4"-20 male threaded shaft. Dia. of the round plate is 25mm.

W 10g
0.35oz



KS-206

Round Plate w/ 3/8"-16 Female Thread

Made by 5mm thickness steel with black coated finish, this round plate is 70mm in diameter comes with a 3/8"-16 female thread in the center.

W 310g
10.9oz



KS-122

Round Knob w/ 1/4"-20 Female Thread

Made of lightweight and quality aluminum which can be used on anything with a 1/4"-20 male threaded shaft. Dia. of the round plate is 59mm. Features three set screws that allows you to tighten up the object and keeps it from rotating.

W 80g
2.82oz




KS-163

Round Knob w/ 3/8"-16 Female Thread

Made of lightweight and quality aluminum which can be used on anything with 3/8"-16 male threaded shaft. Dia. of the round plate is 59mm. Features three set screws that allows you to tighten up the object and keeps it from rotating.

W 80g
2.82oz



unit: mm




KS-123

3/8" to 1/4" Double Male Threaded Adapter

3/8"-16 to 1/4"-20 double male threaded adapter, stainless steel with dia. 26mm flange.

W 10g
0.35oz



unit: mm

W 30g
1.06oz

KS-141 1/4" Male to 1/4" Female Screw Adapter

Features a 13mm (0.5") long 1/4"-20 threaded stud on top and a 1/4"-20 socket on the bottom. The adapter's edge is knurled for a secure grip while turning it, and this helps you attach a camera to a bracket or mount a tripod head to a tripod.



14.6mm



KS-067 3/8"-16 Female To 5/8"-27 Male Screw Microphone Adapter

Useful adapter bushing which is ideal for placing microphone mounts onto lighting stands, tripod stands or any device with 3/8"-16 male thread.

W 20g
0.71oz



KS-139

3/8"-16 M to 5/8"-27 F Thread Adapter for Microphone Stand

Solid adapter designed for quickly mounting cameras, recorders and other accessories onto microphone stands.

W 80g
2.82oz





KSC-PIN Camera Support Adapter **W** 100g / 3.53oz
 Kupo aluminum made Camera Support Adapter provides a great supporting solution for a camera with built-in hot shoe. It features a 15 cm length 5/8" (16mm) baby stud which offers an ample space for mounting two grip heads to connect with extra supporting rods. The ergonomic knurled knob design also makes it quick and easy to firmly tighten this adapter on the camera hot shoe.



KCP-411 Off-Set Female Baby Mounting Adapter - Kino Adapter **W** 680g / 1.5lbs
 Kino Adapter from Kupo built with solid steel and is chrome plated to allow you to mount lighting fixtures closer to the center of the stand, increasing the stability.



KS-049R Scraper **W** 141g / 4.96oz
 The Scraper from Kupo is a stiff-bladed putty knife with a built-in baby 5/8-inch stud. The thin metal blade is designed to be wedged into the gap between a door and its frame, placed under a stack of books or between two books on a shelf, or even clamped to a ladder step. An additional four anchor points for the screws and nails fixed on the woodenware or ground. The lamp spring clips are also able to be equipped through the anchor points to hold your T-12 lamp. The knurled neck of 5/8"(16mm) baby stud for firmly hanging a small lighting fixture or any equipment comes with 5/8"(16mm) baby receiver.



KS-127 Recessed Light Socket Adapter to 5/8" Baby Pin **W** 190g / 6.7oz
 Made of electrically non-conductive Nylon with 1-1/8"(28mm) outer diameter which allows it to fit into a junior receiver (28mm) or screws into a standard E27 household light socket. A 5/8" aluminum baby pin (16mm) can be used for any lighting fixtures or grip accessories that come with a baby receiver (16mm).



KS-327 Nylon E27 Lamp Holder **W** 20g / 0.27oz
 Made of non-conductive black nylon, the Kupo Nylon E27 Lamp Holder allows you to quickly mount any rechargeable E27 LED bulbs with ease. Features a 1/4"-20 female threaded offers holder attached on any grip equipment comes with a 1/4"-20 male threaded for example ceiling clip, articulating arm, magnetic plate and so on. There're also two through holes allows you to attach the holder on the wall or apple box with screws.



KS-366 Rubber Coated Magnet w/1/4"-20 Male Thread **W** 95g / 3.35oz
 Kupo strong magnet plate is constructed from neodymium magnet and a backup steel plate with coated black rubber in dia.66mm and 8mm thick. It also features a 1/4"-20x 6.5mm (L) male thread equipped on the center of magnet allows you to mount any lighting and video equipment comes with 1/4"-20 female thread with ease and convenience on the steel surface. The coated rubber can protect the magnet from damage, avoid scratch of painting surface and limit slipping the magnet on smooth surface.





KS-140 Adapter W/ Cold Shoe for 5/8"-27 **W** 50g 1.76oz

Durable metal made adapter w/standard cold shoe for all mic clip w/ 5/8"-27 allows you to easily mount a microphone on a camera.



W 40g 1.41oz

KS-287 M8 to 3/8"-16 Double Female Adapter

Stainless steel double female adapter covert M8 male thread to 3/8"-16 female thread.



YOUTUBE
A GRIP CHOICE
ON LED PANEL
ACCESSORIES



YOUTUBE
KUPO 2" HALF-COUPLER
FOR SKYPANEL
PSU MOUNTING
(KCP-830PRM)

KCP-830PRM
2" Half Coupler for Skypanel PSU Mounting **W** 370g 0.81lbs

Aluminum made coupler for 2" tube comes with a CNC aluminum plate which allows Arri Skypanel PSU Rail Mount Adapter to be effortlessly slide on. It is a great solution for mounting the power supply unit to standard 2" truss or tube. Skypanel is a registered trademark of Arri.



YOUTUBE
PAINTER POLE
ADAPTER (KS-345)



1/4"-20 thread receiver



KS-345 Painter Pole Adapter **W** 90g 3.17oz

Aluminum with a black anodized finish has a 3/4"-5 TPI female thread that allows it to be mounted on most painter's poles. The 1/4"-20 screw made with stainless steel is equipped on the other side, designed for camera, flash, ball head, GoPro or microphone. The screw can also be removed with a screwdriver if 1/4"-20 female threaded is desired. An aluminum 5/8"(16mm) pin with 1/4"-20 screw is included as a standard accessory for screwing in the adapter for a lightweight lighting fixture or anything that comes with a 5/8"(16mm) receiver. The stainless steel set screw is attached for secure mounting on the extended poles. Perfect for aerial photography, underwater video shoots or point of view (POV) shots.



YOUTUBE
KUPO FREEFLY TOAD
MALE MOUNT (KS-154)



KS-154 Freely Toad Male Mount **W** 70g 2.5oz

6061-T6 CNC aluminum with black hard anodized finish makes this Toad (male adapter) precisely mounted on "Toad In The Hole Quick Release" which allows to quickly move the gimbal from one setup to the other. Features a 3/8"-16 female threaded on the bottom designed for easy mounting on any grip equipment comes with 3/8"-16 male threaded stud that provides a great mounting solution for the gimbal on the light stand, suction cups and a variety of grip equipment. Freely is a registered trademark of Freely Systemes Inc.



KS-640
AMARAM P60C Yoke

The tailor-made aluminum yoke with black coating is special designed for Aputure Amaram P60C that allows you tilt your LED panel effortlessly. It features a V-lock base mounted on the yoke offers an ideal mounting solution for V-mount Battery when the AC power is not available on locations. The 3 way 5/8"(16mm) baby receiver equipped also enables mounting in either vertical or horizontal configuration. The unique design of oblique hole makes you have an additional 35 degree tilt for eliminating barn door interference when positioning you LED lighting on a stand.

Note: Amaram is registered trademark by Aputure Imaging Industries Co.,Ltd.



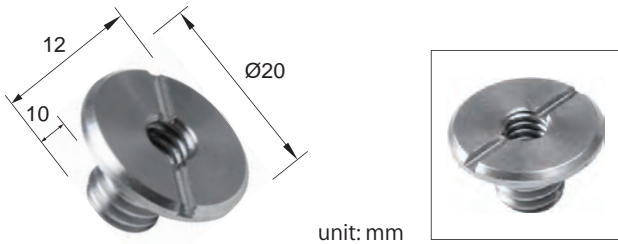
KS-143
Cold Shoe Mountw/ 1/4" Thread Screw **W** 40g 1.41oz

Built by a plastic injection, the cold shoe housing has no electronic connection to a camera. It comes with a 1/4"-20 thread screw and a double 1/4"-20 female barrel adapter. Ideal to be used for mounting shoe mount accessories to a bracket, tripod, lightstand, or any accessory that features a 1/4"-20 screw or socket.



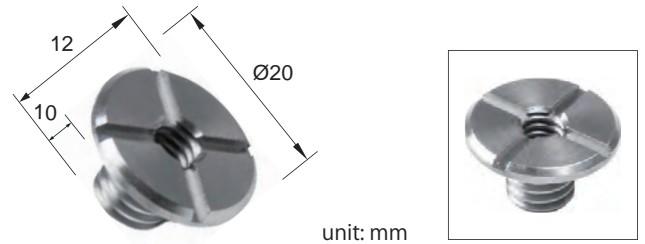
KD-CI38
Ceiling Frame Mount w/ 3/8"-16 Screw & Wing Nut **W** 50g 0.11lbs

The ceiling frame mount with a 3/8"-16 x25mm male threaded and wing nut is designed to attach to the metal frame which supports your ceiling tiles. It allows you to mounting any equipment with a yoke that has a 3/8"-16 through hole or any equipment comes with a 3/8"-16 female.




KS-361 Stainless Steel Slotted Pan Head 3/8"-16*10mm Screw **W** 25g 0.88oz

Stainless steel slotted pan screw that comes with 3/8"-16*10mm male threaded and 1/4"-20mm inside the shaft. (set of 5)




KS-362 Stainless Steel Slotted Cross Head 3/8"-16*10mm Screw **W** 25g 0.88oz

Stainless steel cross head screw that comes with 3/8"-16*10mm male threaded and 1/4"-20mm inside the shaft. (set of 5)




KS-150 3/8"-16 Camera Screw w/Flat Head & Slotted Drive **W** 10g 0.35oz

Stainless steel screw that attaches to any camera with a 3/8"-16 threaded with 18mm shaft in length.




KS-153 3/8"-16 Camera Screw w/ Flat Head & Slotted Drive **W** 10g 0.35oz

Stainless steel screw that attaches to any camera with 3/8"-16 threaded 13mm shaft in length.




KS-165 1/4"-20 Camera Screw w/ Flat Head & Slotted Drive **W** 10g 0.35oz

Stainless steel screw that attaches to any camera with 1/4"-20 threaded with 14mm shaft in length.



KS-167 1/4"-20 Camera Screw w/Flat Head & Slotted Drive **W** 10g 0.35oz

Stainless steel screw that attaches to any camera with 1/4"-20 threaded with 7mm shaft in length.




KS-184 1/4"-20 Screw With Flat Head and D-ring **W** 10g 0.35oz

Made by stainless steel, the 1/4"-20 D-ring screw features 17mm shaft which allows it to be used with tripods, monopods, telescopes, ball heads, lens collars, lens plates etc.




KS-208 Hex Bolt 3/8"-16 Screw **W** 15.8g 0.56oz

Stainless steel hex bolt with 3/8"-16 threaded shaft measured 20.3mm in length.




KS-288 3/8"-16 X 5/8" Stainless Steel Hex Head Screw **W** 12.6g 0.44oz

Stainless steel hex head screw




KS-289 3/8"-16 X 5/8" Stainless Steel Hex Socket Button Head Screw **W** 10.5g 0.37oz

Stainless steel hex socket button head screw




KS-193 Slotted Countersunk Head 1/4"-20 Screw **W** 10g 0.35oz

Stainless steel slotted countersunk head 1/4"-20 screw with 11mm shaft in length.



KS-194 Slotted Countersunk Head 3/8"-16 Screw **W** 10g 0.35oz

Stainless steel slotted countersunk head 3/8"-16 screw with 12.6mm shaft in length.



KS-196 Slotted Countersunk Head 3/8"-16 Screw **W** 10g 0.35oz

Stainless steel slotted countersunk head 3/8"-16 screw with 15mm shaft in length.




KS-061 1/4"-20 D-Ring Screw **W** 10g 0.35oz

Kupo 1/4"-20 D-Ring Screw made with stainless steel can be hand-tighten with hinged D-ring or with a screwdriver to the flat head slot. Ideal for quick-release plates or any 1/4"-20 thread compatible device. The shaft is 10mm in length and the total length including the head is 14mm. (Set of 5)



KS-135 1/4"-20 D-Ring Screw (8mm Shaft length)

Kupo 1/4"-20 D-Ring Screw made by chromed steel can be hand-tighten with hinged D-ring or with a screwdriver to the flat head slot. Ideal for quick-release plates or any 1/4"-20 thread compatible device. The shaft is 8mm in length and total length including the head is 12mm. (Set of 5)



KS-142 1/4" D-Ring Camera Mounting Screw

The metal captive screw fits directly into the base of camera via the 1/4"-20 screw. A black rubber pad is also equipped on the 1/4" screw keeping camera equipment from being scratched. The D ring allows you to quick attach your shoulder camera strap with spring hook.



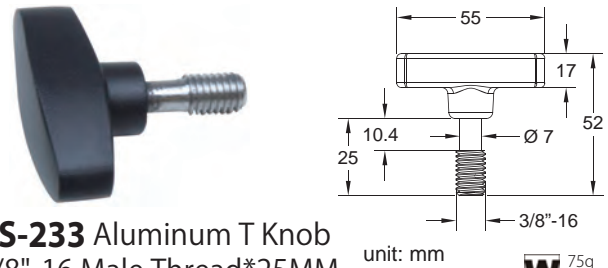
KS-185 Camera Wrist Strap w/ 1/4"-20 Screw

The strap comes with a stainless steel 1/4"-20 screw is designed for camera, handycam, photographic devices and valuable equipment such as light meter, director scope, voice recorder and any equipment comes with a 1/4"-20 threaded hole.




KS-170 Screw Knob Set **W** 150g 5.29oz

One aluminum die-cast knob w/ stainless steel 3/8"-16 x 25mm bolt & nut and another knob w/ stainless steel 1/4"-20 x 18mm bolt & nut.



KS-233 Aluminum T Knob 3/8"-16 Male Thread*25MM

Machined knob featuring a 3/8"-16" stainless steel male thread with a shoulder for use with dovetails.



KS-266 Aluminum Round Knob 3/8"-16 Male Thread

The machined knob features a stainless steel 3/8"-16 thread and 33.4mm length with a shoulder for use with camera plate or tie down.



KS-220 Aluminum Round Knob w/ M6 Female Threaded

Aluminum round knurled knob comes with M6 threaded hole and 4.5cm in diameter.



KS-209 1/4"-20 Female Threaded T-Knob **W** 25g 0.88oz

1/4"-20 Female Threaded T-Knob is made by solid die-casting aluminum comes with 20mm hole depth and 47.8mm head length.



KS-125 Plastic Knob w/ Rubber Cover & M10 Female Threaded **W** 140g 4.94oz


Super strong yet lightweight, this Lobe Knob will withstand arduous industrial use. Additional rubber cover mounted for extra grip and comfort. Dia. 76mm and with M10 female threaded.



KS-171 1/4"-20 Hex Socket Cap Screw Set

1/4"-20 hex socket cap screw for lengths 10mm, 19mm & 38mm.

W 40g
1.41oz



unit: mm

KS-187 Hex Socket Cap 3/8"-16 Screw

Steel hex socket cap 3/8"-16 screw with 30mm threaded length (Set of 2)

W 40g
1.41oz



KS-174 3/8"-16 Screw Set

3/8"-16 x 19mm steel hex socket button head cap screw (Set of 5).

W 120g
4.23oz



KS-175 1/4"-20 Screw Set

1/4"-20 x 19mm stainless steel Phillips pan head screw with nut (Set of 5).

W 120g
4.23oz



KS-176 Nylon Locking Nut for 3/8"-16

3/8"-16 hexagon nylon locking nut (Set of 5).

W 45g
1.59oz



KS-177 Nylon Locking Nut for 1/4"-20

1/4"-20 hexagon nylon locking nut (Set of 5).

W 25g
0.88oz



KS-114 1/4"-20 Thread Screw w/ 1"(25.4mm) Long

Adapter to convert 1/4"-20 female to 1/4"-20 male thread (Set of 5).

W 30g
1.06oz



KS-138 3/8"-16 Thread Screw w/ 1"(25.4mm) Long

Adapter to convert 3/8"-16 female to 3/8"-16 male thread (Set of 5).

W 80g
2.82oz



KS-173 1/4"-20 Set Screws

1/4"-20 x 15.8mm in length plain cup hex set screw (Set of 5).

W 30g
1.06oz



KS-172 3/8"-16 & 1/4"-20 Screw Set

A 3/8"-16x106.5mm fully threaded rod with two screw nuts & a 1/4"-20x100mm double end threaded rod with two screw nuts.

W 105g
3.7oz



KS-360 Universal Rubber Feet Pad w/ 3/8"-16*13mm Thread (Set of 3)

The universal tripod spike feet are made of silicone rubber with 3/8"-16 X 13mm male threaded fit for Kupo 168B or any equipment comes with 3/8"-16 female threaded to prevent your equipment from damage in the studio or on location.



KS-294 **W** 16g
0.56oz
1/4"-20 Stainless Steel Hex
Socket Screw 3/4"(L)(Set of 4)



KS-295 **W** 2.5g
0.01oz
M3*18mm Stainless Steel Hex
Socket Cap (Set of 5)



KS-296 **W** 40g
1.09oz
M6*16mm Stainless Steel Hex
Socket Cap (Set of 5)



KS-297 **W** 60g
0.13oz
M8*18mm Stainless Steel Hex Socket Cap (Set of 5)



KS-298
3/8"-16 Stainless Steel Hex Socket
Cap Screw 50.8mm(L) (Set of 2)



KS-178 3/8"-16 Stainless Steel Screw Set (3/4" L)
The stainless hex flat head screw is 3/4" in length ideal for mounting
any equipment comes with a 3/8"-16 threaded female. (Set of 5)



KS-293 3/8"-16 Stainless Steel Screw Set (1-1/4" L)
The stainless hex flat head screw is 1-1/4" in length ideal for mounting
any equipment comes with a 3/8"-16 threaded female. (Set of 5)



KS-292 M4 Knurled Shoulder Steel Thumb Screw
Knurled head type screws, ideal for VESA mount monitor, have a
pattern of ridges that allow for easy gripping and tightening by hand.
The threaded shaft is 12mm in length and total length including the
shoulder and head is 19mm. (Set of 4)



KS-290 1/4"-20 Stainless Steel Wing Nut **W** 12g
0.42oz
Made by stainless steel, this 1/4"-20 nut features a wing on each side
that helps to twist the nut by hand without any other tools. (Set of 5)



KS-291 3/8"-16 Stainless Steel Wing Nut **W** 7g
0.24oz
Made by stainless steel, this 3/8"-16 nut features a wing on each side
that helps to twist the nut by hand without any other tools. (Set of 5)

Perfect screw and nut assortment kit to meet all your needs for 1/4"-20 and 3/8"-16 screws and nuts. The kit comes with total 13 items included 9 kinds of screws and 4 kinds of nuts. A transparent plastic case is also provided with a clear 1/4" or 3/8" label on each divided compartment for easy identification.



KS-284K Screw & Nut Assortment Kit **W** 1.9kg
4.18lbs

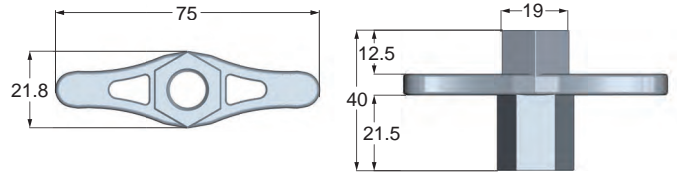
Package including:

- 1) **KS-174** 3/8"-16 Steel Nut* 10 pcs
- 2) **KS-175** 1/4"-20 Steel Nut* 10 pcs
- 3) **KS-290** 1/4"-20 Stainless Steel Wing Nut* 10 pcs
- 4) **KS-291** 3/8"-16 Stainless Steel Wing Nut* 10 pcs
- 5) **KS-171** 1/4"-20 Hex Socket Cap Screw w/19mm long* 10 pcs
- 6) **KS-171** 1/4"-20 Hex Socket Cap Screw w/38mm long* 10 pcs
- 7) **KS-187** 3/8"-16 Hex Socket Screw 30mm long* 10 pcs
- 8) **KS-298** 3/8"-16 Hex Socket Screw 2"(50.8mm) long* 10 pcs
- 9) **KS-178** 3/8"-16 Stainless Steel Counter sunk Screw w/3/4"(19.05mm) long* 10 pcs
- 10) **KS-293** 3/8"-16 Stainless Steel Counter sunk Screw w/1-1/4"(31.75mm) long* 10 pcs
- 11) **KS-114** 1/4"-20 Set Screw w/ 1"(25.4mm) Long* 10 pcs
- 12) **KS-138** 3/8"-16 Set Screw w/ 1"(25.4mm) Long* 10 pcs
- 13) **KS-197** 1/4"-20 hex socket screw x 6.3mm* 10 pcs


Box size: 23.5(L)X22(W)X4.5(H) cm

Speed Wing Nut


The distinctive Speed Wing Nut is constructed from solid stainless steel, featuring a hex top and wings for easy tightening by hand or with a 19mm wrench which make them useful in application where adjustments or disassembly is frequently required. Speed Wing Nut works together with the coupler, speed rail and suction cup they act as whole car rigging system. The wings are off center so they can be mounted close each other without fight under a confined space. Standard Speed Wing Nut is available with four threads including 1/2", 3/8", M12 and M10.




unit: mm



KS-1912T
Stainless Steel Speed Wing Nut w/ 1/2"-13 Thread **W** 102g / 0.22lbs



KS-1938T
Stainless Steel Speed Wing Nut w/ 3/8"-16 Thread **W** 102g / 0.22lbs



KS-1902
Stainless Steel Speed Wing Nut w/ M12 Thread **W** 102g / 0.22lbs



KS-1901
Stainless Steel Speed Wing Nut w/ M10 Thread **W** 102g / 0.22lbs


More Features:



The hex top allows you to tighten by 19mm wrench.



The design of wing makes no collision happens while mounting two speed wing nuts close to each other.



Speed Wing Nut works together with the coupler, speed rail and suction cup they act as whole car rigging system.



KS-192 Eye Bolt w/ Aluminum Knob **W** 180g / 6.35oz
Chromed plated 1/2"-12 eye bolt with aluminum casting knob can be a replacement of the eye bolt with wing nut which is equipped on the coupler by means of removing the spring pin.



Designed for attaching your GoPro camera to a standard tripod mount with Grip gear to expand your mounting options. All the Kupo gears for GoPro are designed to be ultra portable which makes it easy to throw in your pocket or carrying bag.



KS-065 Metal Quick Release GoPro Mount **W** 20g / 0.7oz

Quick release Gopro tripod mount is made from lightweight and sturdy aluminum which allows it to move conveniently between shots and locations. This precision base mount is for Gopro's quick release buckle system. Built in Arca-Swiss compatible base for directly sliding into a head that accepts an Arca-Swiss plate. A 1/4"-20 female thread in the central body for a standard tripod mount or anything else that has a 1/4"-20 screw. Three additional holes for securing with machine or wood screws.



KS-069 Metal GoPro Mount **W** 23g / 0.81oz

The metal GoPro Tripod Mount allows you to mount your action camera to a standard tripod, suction cups, monopods, camera poles, clamps or anything else that has a 1/4"-20 screw. It is made with lightweight aluminum alloy which makes it solid and easy to travel with. Also compatible with all GoPro Hero Housings. Dimensions: (H x W x D) 0.9 x 1.4 x 1.4" (2.3 x 3.6 x 3.6cm)

KS-CB16 Rubber Coated Magnet w/ Midi Ball Head




W 235g / 8.3oz

Constructed from a 1 / 4 "threaded magnetic camera bracket and a 360 ° adjustable rotating midi ball head, the smart gadget is primary designed for mounting kinds of small camcorder, action camera, or monitor onto a flat iron surface such as cars, boats, fridges, etc. Protective rubber coating prevents magnet measured 66mm in diameter mount from slipping while protecting the surface finish. The Ball head(KS-CB05) is removable from the magnet that allows to be mounted on a tripod or any equipment come with a 1/4"-20 male thread. Size of round plate: 66mm in diameter and 8mm in thickness



KS-124 Metal GoPro Mount w/ 1/4"-20 Male Thread **W** 45g / 1.58oz

Convert your GoPro to Super claw, Convi clamp, Max arm, Vision arm or any gears comes with 1/4"-20 female thread.



KS-131 Gopro Mount w/ 1" Coupler **W** 90g / 3.17oz

Made of aluminum alloy, the coupler comes with GoPro Tripod Mount designed for mounting your GoPro camera on the handle of stabilizer, gimbal, motorcycle, bike or anything comes with dia. 1" (25.4mm) tubes.



KS-133 GoPro Mount w/ Ball Head Adapter **W** 100g / 3.52oz




KS-134 GoPro Mount w/ Cold Shoe Adapter **W** 50g / 1.76oz



KS-136 GoPro Mount w/ 5/8" (16mm) Baby Receiver **W** 100g / 3.52oz




KS-137 GoPro Mount w/ 5/8" (16mm) Baby Pin **W** 70g / 2.46oz



KCP-384 LED Tube Light Clamp (38~42mm) Single

KCP-386 LED Tube Light Clamp (38~42mm) Dual

Constructed from solid aluminum die-casting, the Kupo T-12 LED tube mounting clamp is designed for quickly mounting those major brands of T-12 LED lamp tube diameter from 38 to 42mm. Features rubber pads equipped inside that protects your LED tube from scratches. The strong steel spring on the jaws not only keep the LED tube firmly in place also allow different tubing accessible. A 1/4"-20 female threaded on the bottom and one 3/8"-16 female threaded each side of the clamp allows you to connect the clamp with any grip equipment comes with a 1/4"-20 or 3/8"-16 male threaded for example the eye ring, ceiling clips, articulating arms, magnetic plates and so on.



KCP-388 Universal Single LED Tube Holder w/ Detachable Baby Pin

W 370g
0.85lbs

The Kupo Universal LED Tube Mount Holder features two build-in spring metal clamps with rubber pad inside allows you to firmly keep major brand of LED tube in place and protect it from scratches. Equipped with a detachable 5/8" (16mm) baby pin on the plate for converting this holder with other accessories or easy storage. A must have gear to hold your LED tube on the C-stand with grip head or any equipment comes with a 5/8" (16mm) baby receiver.

More features

- Fits for tube size from 38 to 42mm.
- The distance from clamp to clamp (center to center) is 47mm.
- The length of 5/8" (16mm) baby pin is 90mm.
- One 3/8"-16 female threaded hole in each end of the clamp.

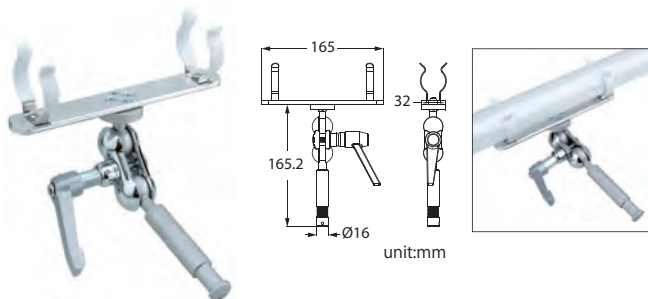


KCP-387

W 370g
0.85oz

Universal Single LED Tube Holder With Magnet

The same function as KCP-388 Universal LED Tube Mount Holder but comes with a rubber coated magnet that allows you to attach on the steel surface with ease. The LED tube holder features two build-in spring metal clamps with rubber pad inside can firmly keep major brand of LED tube in place and protect it from scratches. The dia. 66mm coated rubber magnetic comes with 1/4"-20 male threaded is detached that can be in conjunction with any equipment with 1/4"-20 female threaded.



KCP-413 Kino Single T12 Lamp Holder

W 300g
0.66lbs

Designed for holding a single Kino Flo T12 fluorescent lamp / tube with double spring steel clips. Swivel ball joint design with neck-embossed 5/8" Baby stud can neatly mount in a grip head, C-Stand, or gaffer grip for offering multiple positions. Metal adjustable lever handle designed for a specific handle position if desired.




KCP-401 Rubberized T12 Flo Lamp Clip

W 158g
5.6oz

Constructed from sturdy spring steel, these clips are primary designed to easy hold T12 lamps or Kino Flo Lamps. A mounting hole is drilled on the center of clip which allow to keep the clips stay firmly from the wall, ceiling or where you want to put them. Features the rubberized finish to protect the lamps and tube without a scratch. (Set of 24 pcs)



YOUTUBE
 KUPD TWIST-LOCK MOUNTING PLATES FOR DUAL(KCP-402)
 & QUAD (KCP-404) T12 LAMPS



KCP-402
 Twist-lock Mounting Plate For Dual T12 Lamps

W 0.48kg
 1lbs

Lightweight & black anodized aluminum made, the twist-lock mounting plate equipped with two pair rubberized spring clips (KCP-401) allows it to mount 2 Kino flo Lamp or T12 lamp. The plate comes with 4 pairs dia.3/8" hole for fastening with cheese plate. The rest holes on each corner are for connecting and safeties. Size: 330 x 100mm.


Note: Plate only, off-set mounting plate with baby receiver is not included please check p.124.



YOUTUBE
 KUPD TWIST-LOCK MOUNTING PLATES FOR DUAL(KCP-402)
 & QUAD (KCP-404) T12 LAMPS



Allows to mount V-lock set (KS-273, not included) for V-mount battery.



KCP-404
 Twist-lock Mounting Plate For Quad T12 Lamps

W 0.94kg
 2lbs

Lightweight & black anodized aluminum made, the twist-lock mounting plate equipped with four pair rubberized spring clips (KCP-401) allows it to mount 4 Kino flo Lamp or T12 lamp. The plate comes with 12 pairs dia.3/8" hole for fastening with cheese plate or mounting V lock set for battery. The rest holes on each corner are for connecting and safeties. Size: 330 x 202mm.

Note: Plate only, off-set mounting plate with baby receiver is not included please check p.124.



KS-205
 Connecting Clamp Set **W** 80g
 2.8oz

The connecting clamps set designed for connecting two T12 mounting plate with supplied M6 screws. It allows you to add 2 or 4 tube holder plate with ease and convenience. (Set of 2)



REMOVABLE TWIST-ON CENTER MOUNTING PLATE

Removable twist-on center mounting plate equipment provides an ideal mounting solution for all lighting fixtures and Kino flo in particular. Features a rigid steel ball head and a ratcheting handle allowing all axis lock with one locking handle. The located pin and obvious laser marking makes it effortlessly to twist-on or remove the mounting plate from the lighting fixture.



YOUTUBE
KUPD OFF-SET
MOUNTING PLATE
W/ BABY RECEIVER
(KCP-415)



Compatible with kino flo rear mounting plate.

KCP-415
Off-Set Mounting Plate w/ Baby Receiver (16mm)

W 975g
2.15lbs

Mounting plate to attach Kino flo 2' and 4' fixtures to any industrial standard 16mm spigot. Features a steel ball head welded with the offset adapter for the maximum strength and offers excellent balance for the weight of fixture on the center of the stand.



YOUTUBE
KUPD TWIST LOCK
REAR MOUNTING PLATE
KINO FLO DOUBLE (KCP-416)
& 4-BANK(KCP-418)



Dimension:
23cm(L)X 10cm(W) X 0.3cm(T)

KCP-416
Twist Lock Rear Mounting Plate for Kino Flo Double

W 180g
6.35oz

This ingenious engineered plate is made with lightweight and durable aluminum and is designed for attaching the back of the lighting fixture. It accepts KCP-415 (off-set mounting adapter with baby receiver) or KCP-417 (Swivel mounting adapter with 3/8" rod) and Kino flo Double in particular.



YOUTUBE
KUPD SUPER KNUCKLE
ACCESSORIES VERSATILE,
MODULAR GRIP SYSTEM

KCP-421 Mounting Plate
w/ Super Knuckle Baby Receiver (16mm)

W 390g
0.86lbs

Mounting plate to attach Kino 2' and 4' fixtures to any grip equipments comes with 5/8"(16mm) stud. Features double grip arm with balls and central knob allowing you to lock with one clamping action.



YOUTUBE
KUPD OFF-SET
MOUNTING PLATE
W/ 3/8"(10MM) PIN
(KCP-417)



KCP-417
Swivel Mounting w/ 3/8" Pin (10mm)

W 715g
1.58lbs

Mounting plate to attach Kino flo 2' and 4' fixtures to a griphead (century stand knuckle). Features a steel ball head welded with the 10mm knurled rod for the maximum strength.



YOUTUBE
KUPD TWIST LOCK
REAR MOUNTING PLATE
KINO FLO DOUBLE (KCP-416)
& 4-BANK(KCP-418)



Dimension:
23cm(L)X 20cm(W) X 0.3cm(T)

KCP-418
Twist Lock Rear Mounting Plate for Kino Flo 4 Bank

W 360g
12.7oz

This ingenious engineered plate is made with lightweight and durable aluminum and is designed for attaching the back of the lighting fixture. It accepts KCP-415 (off-set mounting adapter with baby receiver) or KCP-417 (Swivel mounting adapter with 3/8" rod) and Kino flo 4 Bank in particular.



KS-231
Quick-released Adapter w/ Plate (14.7 x 16.2cm)

KS-232
Quick-released Adapter w/ Plate (18.5 x 21.5cm)

This quick release adapter set includes an aluminum plate and a multifunction adapter that fits with any equipment that comes with 5/8" (16mm) baby stud, 1/4"-20 male threaded, 3/8"-16 male thread or Arca-swiss style ball head. Four supplied screws make aluminum plate mounting on the case with ease, plus twist-to-lock multifunction adapter allows it to be a great mounting solution for your case (or anything aluminum plated can be mounted on) on stand, tripod, Convi clamp, articulated arm.



YOUTUBE
KUPO MAX ARM
(KCP-101)



Ratcheted handle



6 milling flats



Anti-Slip rosettes
friction disc.



KCP-101 Max Arm w/ Ratcheted Handle

The Max arm is especially designed for lighting, video, film or still use. The multi-positioning arm has 90° pivoting, 360° rotating ends and a 360° elbow rotation. The center ratcheted handle controls and locks all three movements, which allows partial loosening for safe and precise positioning of a small light fixture or camera exactly at the angle you need it. Both ends come with ball joint 5/8" (16mm) studs; one is tapped for a 3/8" and the other is tapped for a 1/4". It is so versatile that can be set at any awkward position or odd place.

| | | |
|-----------------|----------------|-----------------|
| H max | W | ↓ max |
| 53cm 20.8" | 1kg 2.21lbs | 4kg 8.8lbs |

Features:

1. Metal ratcheted handle for easy slight adjustment and can be set to any angle. Ideal for clamping in a confined space, or if a specific handle position is desired.
2. The metal-like engineering thermoplastic friction discs with Anti-Slip rosettes friction disc design offers a solid grip.
3. The storage length is 28.5cm and fully extend to 53cm with net weight 1kg making it compact & portable.
4. Both ball joint studs with multi-milling flats can fit into baby sockets fast and hold objects stable.



YOUTUBE
KUPO MAX ARM
W/ WHEEL HANDLE
(KCP-101W)



Wheel Handle



Anti-Slip rosettes
friction disc.



6 milling flats



KCP-101W Max Arm w/ Wheel Handle

The function is as the same as KCP-101 Max Arm but with a wheel handle which comes with a rubber cover. This is a standard accessory designed for KCP-101W for more comfortable and better torque while tightening the round knob, especially for those users without gloves in a cold working environment. This is made with silicon rubber which offers excellent weather durability for long-lasting operation.

| | | |
|-----------------|----------------|-----------------|
| H max | W | ↓ max |
| 53cm 20.8" | 1kg 2.21lbs | 4kg 8.8lbs |



KCP-101CB Max Arm w/ Camera Bracket **W** 1.2kg / 2.64lbs

This especially-designed articulated max arm with a camera bracket is ideal for mounting a camera or a camcorder exactly at the position you desire. Works perfectly with Convi. clamp KCP-700 with baby stud and 6 milled flats on the neck of the Max arm.



W 1.2kg / 2.64lbs

KCP-101QW Max Arm w/Quick Release Plate

A variable friction Max Arm equipped with a quick release camera plate for precise positioning. It works perfectly with Convi clamp KCP-700 with baby stud and 6 milled flats on neck of the Max arm.



KCP-101K Max Arm Kit **W** 2.65kg / 5.83lbs

The Same function as KCP-101CB but with more standard accessories including Convi clamp KCP-710B, Max Arm KCP-101W, Camera Bracket KS-CB01 and backlite base 013BS.



With Convi clamp for camera.

Product Applications:



With Convi clamp for lighting.



With Convi clamp for camera.



With suction cup for DV.



KCP-300 Articulated Arm **L** 80cm 31.5" **W** 0.86kg 1.90lbs

Articulated arm is used to lock and hold small lighting and effects in accurate position. The end socket is a 5/8" baby pin on the outside which can hold a small lighting fixture. The inside is a 3/8"-16 thread which will accept the standard dot and camera accessories.



KCP-343 Flex Arm Kit for Dots and Fingers

The kits comes with a 14mm diameter, 45cm long double 3/8"-16 female threads, flex arm and two adapters. Included is KS-038 which is a hex adapter tapped with a 3/8"-16 female thread at one end and a 1/4"-20 male thread at the other for connecting to a flex arm with Convi clamp. And KS-038DR which is dot receiver with 3/8"-16 female thread and 16mm O.D. as a baby pin. Each adapter can be fixed with the included M4 set screw, which offers the flexibility to fix or unfix the adapters from the arm whenever there is 3/8"-16 threads available. It is good for positioning of small Gobos, flags, reflectors, props or a flash head. Loading: 0.3kg (0.66lbs)



KCP-344 Flex Arm

The 45 cm long flex arm comes with double 3/8"-16 female threads which is connected with the brass made 3/8"-16 female and 1/4" male thread adapters. It works great with Convi clamp or stand with 3/8"-16 stand top for easy adjusting position of any objects mounted on the arm. The same way to fix and unfix the adapters from the arm by set screws as KCP-343 and KCP-345. Loading: 0.3kg (0.66lbs)



KCP-345 Flex Arm for French Flag

The 45cm long flex arm comes with double 3/8"-16 female threads which attach on one side with a zinc casting clamp for connecting to a camera and the other side with French flag holders which hold the flag to block unwanted light from hitting the lens which usually results in a lens flare. Loading: 0.3kg (0.66lbs)



W 45g 1.59oz



KS-038 Hex Adapter w/ 3/8"-16F & 3/8"-16M

Solid brass made 5/8" hex adapter with 3/8"-16 female thread and 3/8"-16 male thread. The hex adapter keeps it from rotating in Convi clamp and allows you to have a 3/8"-16 female receiver or a 3/8"-16 male thread. It also can be easily exchanged with the adapters from Kupo flex arm by a built-in sets screw.



KCP-346 French Flag **W** 290g 0.63 lbs

This French Flag from Kupo is a 40cm(15.7") x 25cm(9.8") metal accessory that is usually used with a piece of grip gear such as a flexible or articulating arm to block the light from the camera lens, preventing flare.



- 1. for tube size dia. 10mm
- 2. for tube size dia. 10mm
- 3. for tube size dia. 13mm
- 4. 16 mm hex baby pin w/ 3/8"-16 female thread.

KCP-170 Hybrid Head **W** 100g
0.22lbs

Mini version of double grip head (1.7") system that is tapped with two V jaws for tubes size (4/8")13mm and (3/8")10mm in both sides. Features one 5/8"(16mm) hex baby stud with 3/8"-16 female thread which offers a variety of combinations for lighting and video accessories. Superior high-pressed gasket is equipped between two metal-like thermoplastic friction discs with a teeth device, and aluminum die-casting shells give the most solid grip and precise positioning. Compact size (dia. 43mm) and light weight (100g) is ideal for car-mounted shooting, tabletop and product imaging as well as miniature work.



KCP-172 Mini Articulated Arm-Single Section **L** 28.5cm
11.2" **W** 280g
0.62lbs

Constructed with two Hybrid Heads and an aluminum tube (dia.13mm, 1.1mm thickness and 28.5cm length) with a matt black anodized finish. Each Mini Grip Head is equipped with a baby pin with multi-milling flats that can fit into a baby socket fast and hold an object stable. The 3/8" and 1/4" thread are tapped separately in each baby pin which allows it to fit into a variety of lighting and camera accessories.



KCP-173 Mini Articulated Arm - Two Sections **L** 57cm
22.5" **W** 460g
1lbs

Similar function as KCP-172 but also includes one Hybrid Head and one aluminum tube. It's easy for positioning your camera accessories or a small lighting fixture at any awkward position or odd place with Kupo Convi clamp. Ideal for clamping in a confined space, or if a specific handle position is desired.

The Kupo Rock's arm is a precise and versatile articulating arm designed for holding field monitors, recorders, LED lights and microphones on camera rigs. Friction wheel controls ball-joint tension simultaneously making the arm handy and convenient to operate. The ends are engineered for 360 degree rotation plus 90 degree pivoting that provides great versatility for easy positioning. A unique taper engagement mechanism facilitates ball-joint fine adjustment even when tightened. The interchangeable 7 different accessory tips can be easily installed using the #3 Allen key. This provides a great solution for connection and mounting needs in video and film application.

Features:

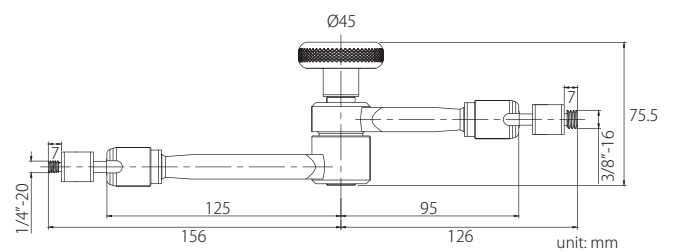
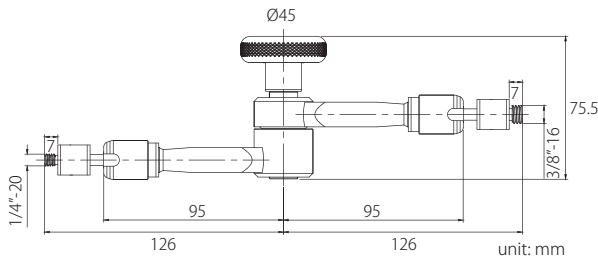
1. Made of solid aluminum alloy with CNC machined and black anodized.
2. 9" & 11" two standard length measures from end to end with tips.
3. One end 1/4"-20 male and another end 3/8"-16 male stainless steel accessory tips are included as standard.
4. Load Capacity : 8kg (17.6lbs) in 90 degree set up.



YOUTUBE
KUPU ROCK'S ARM
(KCP-110, KCP-111)



YOUTUBE
KUPU ROCK'S ARM
(KCP-110, KCP-111)



KCP-110 10" Rock's Arm

| | | |
|--------------|-----------------|----------------|
| | | |
| 10" 254mm | 415g 0.92lbs | 8kg 17.6lbs |

KCP-111 11" Rock's Arm

| | | |
|--------------|-----------------|----------------|
| | | |
| 11" 280mm | 425g 0.94lbs | 8kg 17.6lbs |



Two milled flats on the neck of the knob allows using a tool to tighten or loose with ease and convenience.



Interchangeable stainless steel 1/4"-20 male threaded adapter and 3/8"-16 male threaded are equipped in each end of the arm.



A unique taper engagement mechanism facilitates ball-joint fine adjustment even when tightened.



W 35g
1.24oz



KS-341
1/4"-20 Male Tip for Rock's Arm

Interchangeable stainless steel 1/4"-20 male tips for Rock's arm can be mounted on each end of the arm to make it compatible with the equipment that comes with 1/4"-20 female threads.



W 36g
1.27oz




KS-342
3/8"-16 Male Tip for Rock's Arm

Interchangeable stainless steel 3/8"-16 male tips for Rock's arm can be mounted on each end of the arm to make it compatible with the equipment that comes with 3/8"-16 female threads.



KS-343
1/4"-20 Male Anti-Slip Tip for Rock's Arm **W** 45g
1.59oz

The 1/4"-20 anti-slip tip comes with rubber padding on top to increase friction and prevents scratches. Integrated a knurled tightening knob can be tighten by hands via the thumbscrew, which provide a quick release for users. Also, it comes with a hole for using the #3 Allen wrench to re-tighten it.



KS-344
3/8"-16 Arri Style Anti-Rotation Tip for Rock's Arm **W** 45g
1.59oz

The 3/8"-16 screw with ARRI-Style Anti-Rotation tip features a widely used connection in the video and cinema industries regularly found on camera cages. Integrated a knurled tightening knob can be tighten by hands via the thumbscrew, which provide a quick release for users. Also, it comes with a hole for using the #3 Allen wrench to re-tighten it.



KS-346
5/8"(16mm) Baby Stud for Rock's Arm **W** 110g
3.88oz

Interchangeable stainless steel 5/8"(16mm) stud for Rock's arm with female 1/4"-20 threads on top can be mounted on each end of the arm to make it compatible with the equipment that comes with 5/8"(16mm) socket.



KS-347 5/8"(16mm) Hex Stud for Rock's Arm to Super Convi Clamp **W** 60g
2.11oz


Interchangeable stainless steel 5/8"(16mm) Hex stud for Rock's arm can be affixed to Super Convi Clamp (KCP-700) to offer more mounting option.



KS-348 3/8"-16 Female Tip for Rock's Arm **W** 60g
2.11oz

Interchangeable stainless steel 3/8"-16 female tip for Rock's arm can be mounted on each end of the arm to make it compatible with the equipment that comes with 3/8"-16 male threads.

This precisely crafted articulating arm is designed for holding wireless transmitter, receiver or accessories. The two 1/4"-20 threads at either end are attached to ball joints that rotate 360 degrees, plus a cut-out in the sleeve surrounding the ball allows the thread to be bent at 90 degrees. The central elbow rotates 360 degrees for infinite adjustability. In addition to the included hot shoe adapter, a 3/8"-1/4" barrel adapter allows you to connect two items with different thread sizes.



KCP-102R
Vision Arm (11")

L 30cm 11.8" **W** 0.25kg 0.55lbs **max** 3kg 6.6lbs



KCP-103
Mini Vision Arm (7")

L 18.7cm 7.3" **W** 0.2kg 0.44lbs **max** 2kg 4.4lbs



KCP-104
Mountable Universal Smartphone Holder **W** 230g 8.2oz

It comes with a 5" long articulating arm for mounting small devices above camera and allows photographers to keep the attention of children, pets, and other subjects for effective shooting. Also an ideal teleprompter display screen for those users recording videos by themselves. Meanwhile, a small monitor is created for the photographers to see images as they are shot. The spring-loaded Smartphone holder can hold any device up to 3"(76mm) wide. Non-skid pads are equipped for protecting your smartphone or device while holding it firmly in place. The position of the smartphone holder can be easily set-up with the ratcheted handle on the Mini Vision Arm and also simple to install on the hot shoe of the camera with the hot shoe adapter (included).



Package included:
1 piece of Quick Release Plate
1 piece of Plate holder
2 pieces of 1/4" screw
1 piece of 3/8" screw
1 piece of Allen key
1 piece of rubber washer

KS-CB14
Vision Lock Quick Release Mounting Set **W** 65g 2.3oz

Constructed from CNC made aluminum alloy with black anodized, this quick release mounting set is an ideal gadget for connectivity of LCD monitor and articulating Rock's arm or Vision arm. The removal plate comes with a counter bore for a 1/4"-20 threaded screw and 1/4" thread holes allows to mount LCD monitor, LED light, flash and other camera accessories. The 3/8"-16 counter bore of plate holder allows attaching with arm or any equipment comes with 3/8"-16 female thread or 1/4"-20 female threaded. The interlocking dovetail designs connect securely and unlock using a quick release lever.



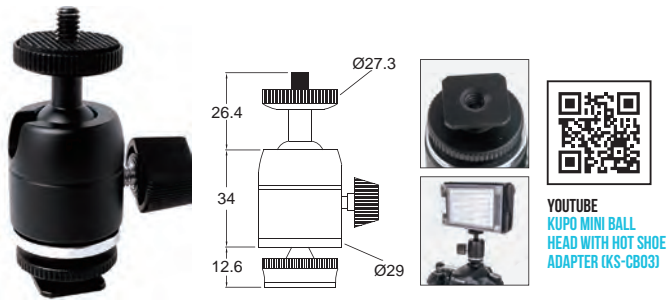
KS-CB13
ARRI Style 3/8"-16 Spacer for Vision Lock **W** 15g 0.52oz

Made by CNC blacked anodized aluminum, the spacer allow it to attach on the bottom of Vision Lock to an ARRI-style 3/8"-16 anti-twist accessory mount. Remove the 3 screws which is fixed on the bottom of Vision Lock and attach this Spacer with supplied screws, it will be able to be installed in 3/8"-16 locating holes of ARRI. With anti-twist pin of Arri Style 3/8"-16 spacer, the Vision Lock won't be rotated even if a heavier monitor is mounted.



KS-CB15
Vision Lock w/ ARRI Style 3/8"-16 Spacer **W** 75g 2.65oz

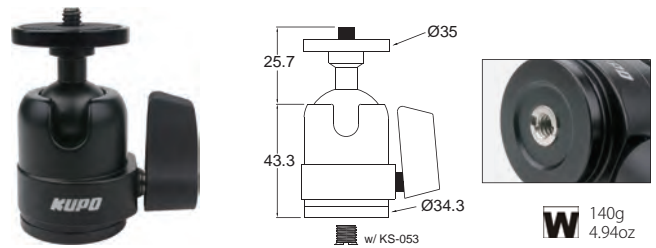
The same function as Vision Lock (KS-CB14), but with Arri Style 3/8"-16 Spacer that allows fitting for an ARRI-style 3/8"-16 anti-twist accessory mount with the 3/8"-16 screw (Supplied).



1/4"-20 female is available for connecting various accessories for more mounting solutions.

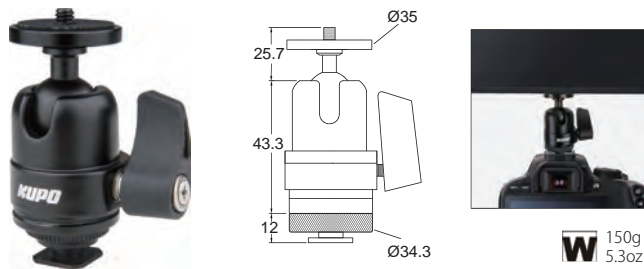
KS-CB03
Mini Ball Head w/ Hot Shoe Adapter **W** 108g 3.8oz

Loosening the one-action knob allows movement of the ball head in all directions. The extra groove allows the ball to tilt 90 degrees in one direction. The hot shoe adapter is also equipped with a 1/4"-20 thread socket on the bottom of the solid aluminum-constructed ball head.



KS-CB05 Midi Ball Head

Constructed from lightweight aluminum housing, the hard ball moves smoothly into position with the single-action lever. A groove design also allows it to tilt 90° in one direction. It can allow you to properly orient your camera on any other tripod model, whether it has a 1/4"-20 or a 3/8"-16 stud – the head has a 3/8" thread and comes with a reducer bushing to make it compatible with the 1/4"-type stud. A camera can be attached directly to the ball head, or a quick release system can be added to speed up camera attachment.



KS-CB07 Midi Ball Head with Hot Shoe Mount

Constructed with sturdy aluminum, the Kupo Midi ball head with hot shoe offers an ideal mounting solution for your lights and monitors on a camcorder or camera while shooting video. Feature a single locking knob for fast and safe operation and providing a rock solid support up to 4.4 lbs (2kg).



KS-CB09 Mini Ball Head w/ 17MM Spigot (DABO)

It features a mini ball head terminated with a 17mm spigot (Dabo) which is designed primarily for 17mm receiver (Japanese type).

Feature a fantastic spring-loaded ball bearing mechanism that allows you to pull a 1/4"-20 top mount out of the bottom portion in just a second. The aluminum built bottom portion has a 1/4"-20 female thread that can be securely attached to any lighting or video accessory and comes with 1/4"-20 male stud. The spring locking mechanism with hex-shaped receiver not only keeps the top mount from rotating, but makes it easy and quick to attach or remove by just pushing the red release collar down. Ideal for mounting monitors, lighting and mics on the articulated arms or anything that comes with 1/4"-20 male thread.



KS-085 1/4"-20 Quick Release Adapter Set **W** 50g 1.76oz



Easy and quick to attach or remove the top mount by just pushing the red release collar down.



Quick release adapter mounted on the vision arm for monitor.



KS-084
1/4"-20 Quick Release Adapter **W** 35g 1.24oz

This adapter allows easy switching of different top mounts to make quick changes to your equipment configuration through the 1/4"-20 thread at the bottom.



KS-081 **W** 19g 0.67oz
1/4"-20 Male Top Mount



KS-083 **W** 20g 0.71oz
3/8"-16 Male Top Mount



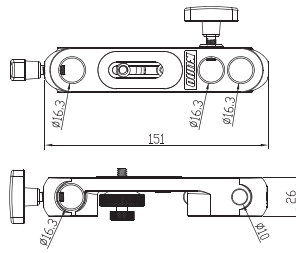
KS-086 **W** 55g 1.94oz
5/8" Baby Stud w/ 1/4"-20 Top Mount



KS-087 **W** 30g 1.06oz
5/8"-27 Male Top Mount



YOUTUBE
KUPO CAMERA
BRACKET (KS-CB01)





KS-CB01 Camera Bracket **W** 200g / 0.44oz

This camera bracket is designed for the Max Arm. Constructed with aluminum die-casting which makes it very lightweight and durable. In addition to a standard 1/4"-20 inch thread mount for a small camera, it also comes with a 1/4" to 3/8" adaptor to accept different sizes of thread mounts. There are four 3/8" female sockets available on the bracket that can connect two max arms from each side giving it the most stability. The 7mm female socket is also built for an umbrella reflector.



KS-CB02 Quick Release Camera Plate **W** 200g / 0.44oz

The quick release plate is easy to set up and works great offering the ability to quickly move from tripod to hand held photography. Safety lock is also equipped to prevent the quick release from inadvertently opening. The standard 3/8"-16 thread is tapped on the bottom and a 1/4"-20 reducer bushing is attached making it compatible with flash brackets, tripods, light stands, Convi clamps, etc.



KS-325 Tilt Head w/ Quick Release Mounting Plate **W** 306g / 10.8oz **max** 2.5kg / 5.51lbs

Made by die-cast aluminum, the tilt head features a 3/8"-16 female threaded on the bottom for mounting on the monopod and the tilt head allows the camera to be turned 90° to provide either vertical or horizontal format with one locking lever. In addition, the quick release mounting plate allows you to quickly and easily switch from handheld to monopod to tripod. The unlocking lever also keeps it from accidentally unlatching the platform.



KS-CB12 Quick Release Adapter for Interchanging Tripod Heads **W** 250g / 8.81oz

This quick release assembly constructed from solid aluminum allows you to easily interchange your camera from a tripod, stabilizer, monopod or support rig without the hassle to setup/teardown from device. It also features a drop-in instant latching system with push button drop-gate release and a ratchet-style locking lever for ensuring a secure fit. 1/4"-20 and 3/8"-16 camera screws are equipped for use with a variety of cameras. Additionally, threaded holes on the side of the adapter offer a great store solution for the unused camera screws. 1/4"-20 and 3/8"-16 threaded holes on the underside of the adapter mounting threads also enable support for sliders, tripods, accessories, and more.

KS-CB11 Sliding Quick Release Plate **W** 85g / 3oz

3.54"(9cm) long Quick Release Plate is an aluminum camera plate which is compatible with Manfrotto 501PL systems. The plate is equipped with 1/4"-20, 3/8"-16 camera screws and a little slotted catch that prevents the plate from falling off.

Super knuckle features a double socket arm and ball head in each end which can be locked by the centre knob. It offers an ultra-versatile solution for mounting and positioning. Constructed from a die-cast aluminum alloy shell, ball heads and knob make it sturdy and lightweight. The standard Dia.26mm ball head with hard anodized and serrated surface is grabbed better by the shell and weather resistant. The shell is designed with 2 side deeper cutting offering a greater tilt down angle. A built in silicon rubber sleeve holds the unit together while changing the ball head. The double sockets and ball heads offer the ability to interchange various components for a wide range of applications in industries including lighting, camera, monitors, tablets, smart phones and any mobile device. Overall length: 151mm(5.95"), Loading capacity: 8kg(17.6lbs)

The silicon rubber blue sleeve can hold the double socket arms tightly to avoid them being taken apart while loosening the knob for adjusting the angle or exchanging the ball head.

Angle adjustable in all directions.

Hard anodized ball head with serrated surface treatment.

Exchangeable ball heads and double sockets offers an ultra-versatile mounting solution.

YOUTUBE
KUPO SUPER KNUCKLE
ACCESSORIES VERSATILE,
MODULAR GRIP SYSTEM



W 200g
7oz **max** 8kg
17.6lbs

KS-470 Super Knuckle w/ Hex Baby Pin

Aluminum die-casting double socket arm and ball head in each end. One end with hex pin fits into Super Convi clamp another end with 1/4"-20 screw for mounting any mobile phone, camera & lighting related accessories.



W 260g
9.17oz **max** 8kg
17.6lbs

KS-472 Super Knuckle w/ Baby Receiver

With the same function as KS-470 but with a 1/4"-20 male thread on one end and baby receiver on the other.



Ball bases overall length: 3"(77.8mm)
Socket-to-socket length: 2.32"(59mm)

KS-474 3" Double Socket Arm w/ Knob **W** 130g 4.59oz

3" long die-casting aluminum double socket arm comes with metal knob and silicon rubber sleeve, allows you to custom make your own super knuckle mounting solution with those available ball heads.



Ball bases overall length: 6"(156mm)
Socket-to-socket length: 5.39"(137mm)

KS-399 6" Double Socket Arm w/ Knob **W** 285g 10oz

6" long die-casting aluminum double socket arm comes with metal knob and silicon rubber sleeve, allows you to custom make your own super knuckle mounting solution with those available ball heads.



KS-396 Super Knuckle Shell w/ Locking Knob

Aluminum made double socket arm with a locking knob offers a great locking solution. It allows you to keep your mounted device safe from theft and tampering. Feature the unique security knob which is combined with one inside tighten portion and one outside slip ring that needs a provided key knob to tighten or loosen.

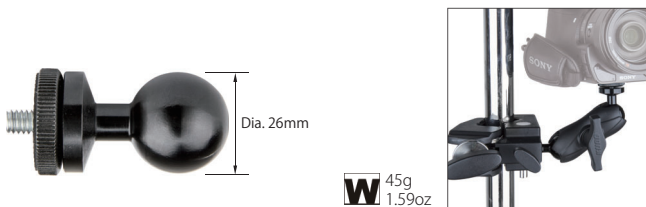
W 120g
4.2oz



KS-420 3" Extension Arm Double Dia. 26mm Ball

An aluminum extension arm with 3/8"-16 & 1/4"-20 female threaded made by CNC with black anodized finish which has a 26mm ball on each end measuring 5 inches (127mm) in total length. It is ideal for building and extending custom arm configurations with super knuckle (KS-470).

W 80g
2.9oz



KS-404 Dia. 26mm Ball w/ 1/4"-20 Male Thread

CNC aluminum ball (Dia. 26mm) with black anodized finish. The round plate offers extra support and stability for cameras that rest on top of it. The male 1/4"-20 threaded steel stud matches most standard camera and camcorder female threads found on the bottom of the camera. Thanks to the flexibility of the removable knurled knob for fitting into different depths of 1/4"-20 female thread, all cameras and camcorders are able to be kept in place with ease and convenience.


W 45g
1.59oz



KS-416 Dia. 26mm Ball w/ 16mm Baby Pin

The ball head features an aluminum 5/8"(16mm) baby pin which allows you to mount a lighting fixture or any equipment. Comes with 5/8"(16mm) baby receiver on the super knuckle. The 1/4"-20 female thread is on the top of the baby pin.

W 58g
2.05oz



KS-405

Silicon Sleeve for Super Knuckle Double Socket Arm

Made from durable silicon rubber, the Super Knuckle blue sleeve is tough yet flexible. It can hold the double socket arms tightly to avoid it being taken apart while the knob is loosen to adjust the different angle or exchange the ball heads. (Set of 5)



KS-441 Dia. 26mm Ball With 1/4"-20 Screw & Detachable Arri Locating Pin

W 50g
1.76oz

CNC machining aluminum ball head with 1/4"-20 screw and Arri style Anti-rotation features a widely used connection in the video and cinema industries regularly found on camera cages. The detachable Arri locating pins also allows to fit into the equipment without locating pin holes Integrated a knurled tightening knob can be tighten by hands via the thumbscrew, which provide a quick release for users. Also it comes with a hole for using the #3 Allen wrench to re-tighten it.



KS-417 Dia. 26mm Ball w/ M6 Thread Male

W 50g
1.77oz

CNC aluminum ball head with M6 thread male 4cm in length allows it to be operated with center knob of the super knuckle for providing an additional ball head on one super knuckle.



KS-403

Dia. 26mm Ball w/ 1/4"-20 female Thread

W 30g
1.0oz

Feature a 1/4"-20 female threaded on the CNC machining aluminum ball head (Dia. 26mm) for mounting any equipment comes with a 1/4"-20 male threaded.




KS-402 Dia. 26mm Ball w/ GoPro Holder

This ball head features an aluminum GoPro mount which allows you to mount your action camera on the super knuckle to a stand, tripod, suction cups, clamps or anywhere you need.

W 40g
1.4oz



W 40g
1.41oz



KS-425 Dia. 26mm Ball w/ 1/4" Screw

CNC machined aluminum ball head with 1/4" -20 screw and rubber padding on top to increase friction and prevents scratches. Integrated a knurled tightening knob can be tighten by hands via the thumbscrew, which provide a quick release for users. Also it comes with a hole for using the #3 Allen wrench to re-tighten it.



W 40g
1.41oz



KS-426

Dia. 26mm Ball w/ 3/8"-16 Anti-Rotation Screw

CNC machining aluminum ball head with 3/8"-16 screw and Arri style Anti-rotation features a widely used connection in the video and cinema industries regularly found on camera cages. Integrated a knurled tightening knob can be tighten by hands via the thumbscrew, which provide a quick release for users. Also it comes with a hole for using the #3 Allen wrench to re-tighten it.



KS-409

Dia. 26mm Ball w/ a 1/4"-20 Quick Release Bracket

Features a CNC aluminum ball with a 1/4"-20 Quick Release Bracket provides you with a great mounting solution for monitor with various combinations of super knuckle accessories.

W 80g
2.8oz



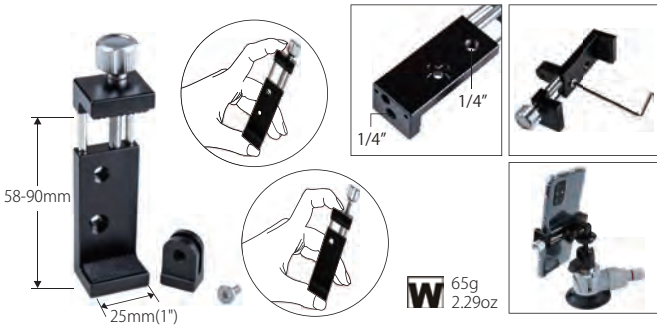
Four M4 screws are included



W 130g
4.6oz

KS-408 VESA Monitor Bracket w/ Dia. 26mm Ball

Made by sturdy aluminum, the mounting plate is a great mounting solution for your monitor. Standard VESA mounting holes pattern for 75 x 75mm and 100 x 100mm are easy to interface with your monitor.



W 65g
2.29oz

MH-004 Aluminum Universal Smartphone Holder

Kupo Aluminum Universal Smartphone Holder offers the best phone holders for attaching your phone to a tripod, hand grip, or GoPro style mount. Features one 1/4" female threads at the bottom and the other on the back of the clamp for mounting your phone onto various supporting gears for portrait mode (Vertical) or landscape mode (Horizontal). A GoPro mounting attachment is included for connecting your phone easily to any GoPro equipment. Also compatible with any phone size from 2.3" to 3.55" (58mm - 90mm). The spring locking mechanism with 3 aluminum bolts and ergonomic thumb screw offers the most secure mounting solution. Soft protective rubber equipped to protect your phone from slipping and scratching.



KS-421 Tablet Holder w/ Dia. 26mm Ball

Size: 115 x 210 (mm)
For tablet: 7.5"(190MM)~10.5"(267MM)

W 0.34kg
7.5lbs

The rugged nylon-made table holder has a strong stainless spring designed for quickly and surely mounting your tablet from 7.5"(190MM)~10.5"(267MM). Rubber also equipped on the hooks protect your tablet from scratching and slipping. Features a ball joint attached on the back that allows to connect with super knuckles accessories and customize your mounting solution.



Graphics tablet

W 285g
10.1oz

KS-411 Universal Tablet Holder for iPad Pro w/ Dia. 26mm Ball

With the same function as KS-410, the Universal Tablet Holder for iPad Pro comes with bigger dimension, 215-376(L) x 162-281(W) x 10(H)mm, which can hold iPad Pro 12.9" and also perfect for a Graphics tablet holder.



Length-adjustable aluminum hooks

KS-410

Universal Tablet Holder w/ Dia. 26mm Ball

W 210g
7.4oz

Made from reinforced ABS material comes with sturdy aluminum hooks which makes it lightweight and durable and is ideal for holding 7" to 11" tablets securely. Feature 5 length-adjustable aluminum hooks with protective rubber and 9 hook slots available on the holder which make it easy to fit variety of tablets. Dimension: 191-272(L) x 110-190(W) x 10(H)mm.




KS-415

Dia. 26mm Ball w/ 5/8\"(16mm) Baby Receiver

W 85g
3.0oz

Features a solid ball head with a 5/8\"(16mm) baby receiver which allows it to be mounted on the light stand of any grip equipment. Comes with 5/8\"(16mm) pin.



KS-406

Dia. 26mm Ball w/ Hex Stud for Convi Clamp

W 25g
0.88oz

Made by sturdy CNC aluminum, this ball head features a 5/8\"(16mm) hex baby stud which keeps it from rotating while connecting with Super Convi Clamp.



KS-407 Dia. 26mm Ball w/ Cold Shoe Adapter

W 50g
1.7oz

Feature a cold shoe adapter which allows you to effortlessly mount a ball head on a camera for attaching any lighting, video and microphone accessories.



W 125g
4.4oz

KS-466 Rubber Coated Magnet w/ Dia. 26mm Ball

Kupo strong magnet plate is constructed from neodymium magnet and a backup steel plate with coated black rubber. It also features a dia. 26mm Ball head equipped on the center of magnet allows you to connect the accessories of Super knuckle on the steel surface. The coated rubber can protect the magnet from damage, avoid scratch of painting surface and limit slipping the magnet on smooth surface.

Features:

1. Size of round plate: 66mm in diameter and 8mm in thickness
2. Ball Head measured 26mm in diameter.



KS-419 Dia. 26mm Ball for Convi Clamp & Cheese Plate

W 100g
3.5oz

CNC machining aluminum ball head with holes in the round plate, designed to mount on the Super Convi clamp with the M5 screws (supplied) or standard cheese plates with two 3/8\" bolts & nuts or two 1/4\"-20\" bolt & nut (supplied) on 1\" center-to-center holes for easy connecting super knuckle system.

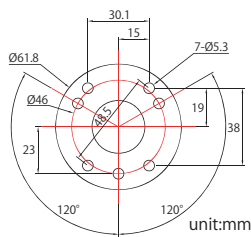


AMPS holes Pattern

KS-412 Square Plate w/ Dia. 26mm Ball

W 60g
2.1oz

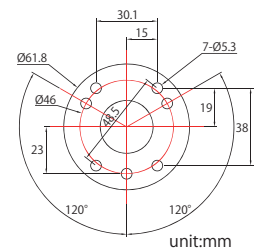
Made by durable and lightweight aluminum alloy, this square plate (55 x 50mm) is designed with the standard AMPS holes pattern will accept any device which uses the familiar pattern included, phone cradles, tablet cradles, GPS units, HAM radios holders and more. It comes with a ball head for connecting with the super knuckle accessories.



KS-423 Round Base w/ Dia. 26mm Ball & 1/4\"-20 Threaded Female

W 55g
1.94oz

This aluminum made round plate with ball head has 7 holes allowing the base to be rotated to suit the rectangular or diagonal configuration of the AMPS hole pattern.



KS-427 Round Plate w/ Dia. 26mm Ball & 1/4\"-20 Threaded Male

W 55g
1.94oz

This aluminum made round plate with ball head has 7 holes allowing the base to be rotated to suit the rectangular or diagonal configuration of the AMPS hole pattern. Features a 1/4\"-20 threaded male makes it easy to connect with any equipment comes with 1/4\"-20 threaded female.



W 108g
3.9oz **↓ max** 8kg
17.6lbs

KCP-811BH Mini Half Coupler w/ Dia. 26mm Ball

Constructed from aluminum alloy, the mini half coupler for 1" tube comes with 26mm ball head and is ideal for mounting your LCD monitor on the rod of a video camera stabilizer with the accessories of super knuckles.



KCP-253BH Coupler w/ Dia. 26mm Ball for Pipe Dia. 25 to 30mm **W** 140g
5oz

This lightweight couplers with removable rubber pad to fit Gimbal frame and handle bar. It comes with a ball head on one end, designed for mounting video accessories with Super knuckle. On the other end with 3/8"-16 Arri anti-rotation holes offer one more mounting option.



KCP-734B Super Claw w/ Dia. 26mm Ball **W** 175g
6.2oz

Aluminum alloy clamp equipped with a ball head for connecting the super knuckle accessories. The adjustable jaws offer a great mounting solution which fits tube sizes from 13mm to 35mm or a flat object from 5 to 20mm.



KCP-664B Mini Super Viser Clamp w/ Dia. 26mm Ball **W** 315g
11.2oz

Constructed from aluminum jaws with steel shaft which gives maximum gripping range upto 2"(51mm). It comes with a dia. 26mm ball head for connecting with the super knuckle accessories.



W 120g
4.3oz

KS-413 Tube Mounting Adapter w/ Dia. 26mm Ball

Made by lightweight aluminum with black anodized finish, the tube mounting adapter is ideal for clamping on the handle of stabilizer, gimbals, motorcycle, bike or anything which comes with dia. 30mm tube. Three plastic spacers are included allowing the tube mounting adapter to fit dia. 20mm, 25mm, 7/8"(22.23mm), 1"(25.4mm) and 1-1/8"(28.58mm) tubes.



W 115g
4.05oz

KS-440 Headrest clamp w/ Dia. 26mm Ball


Ball joint (dia. 26mm) with car headrest mounting clamp set allows you to securely mounting your equipment through super knuckle accessories on the post of car headrest or any size from 10 to 16mm in diameter. Features two countersunk holes on the clamp that comes with ball head providing an ideal position to tighten screws.



Twist-to-fit

KS-418 Cup Holder w/ Dia. 26mm Ball **W** 260g
9.2oz

This universal mounting car cup holder is perfect for all your mounting needs which can fit tightly in the cup holder of car center console. It features a twist-to-fit design and utilizes an expanding weighted base to securely mount your device holder quickly and with more stability. The adjustable car cup holder comes with a ball head for connecting super knuckle accessories and is perfect for iPads, GPS, Smartphone, MP3 player, and other types of device mounts!



Red-line indicator for warning vacuum loss.


KS-422 3" Suction Cup w/ Dia. 26mm Ball **W** 150g
5.3oz

Feature a 3" (7.62cm) pumping suction cup with ball head for connecting the super knuckle accessories. It is ideal for temporarily mounting lightweight video cameras or a variety of lights and sound recording equipment on smooth and nonporous surfaces.



KS-CB10 Car Window Mount Kit **W** 320g / 0.7lbs

Kupo car window mount kit including a car window mounting clamp (KS-CB04) and a midi ball head (KS-CB05) is ideal for providing a stable platform for a camera or spotting scopes from cars. The clamp can be attached to the top edge of the glass in your cars window quickly and securely. The aluminum made ballhead mounted on the clamp allows it to be instantly locked off in any position with one single knob.



KS-CB04 Car Window Mount Clamp **W** 180g / 6.4oz

Car window mount clamp is ideal gear for photographing and videography from an automobile. The clamp can be easily mounted on the window glass of an automobile with a screw down knob. Also the window glass is well-protected by rubberized cork on flats inside the clamp including the screw down disk. 3/8"-16 stud with a large screwdriver slot and two screw sets are equipped for secure tightening the clamp and Ball-head or camera bracket for camera.



YOUTUBE
KUPU ALUMINUM ADJUSTABLE
COLD SHOE MOUNT (KS-039)



KS-039 Adjustable Cold Shoe Mount **W** 20g / 0.71oz

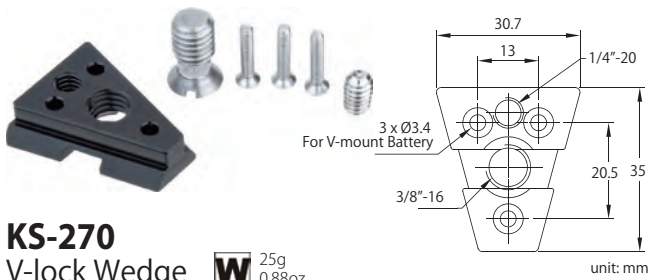
Constructed with lightweight and durable aluminum provides a secure mounting option for virtually any type of shoe-mounted device - radio slaves, speedlights, light meters, etc. It also comes with spring-tensioned adjustment knob to ensure strength and a secure fit to almost any flat foot flash. Standard 1/4"-20 mounting thread is tapped on the bottom for quickly and easily attaching to flash brackets, tripods, light stands, Convi clamps, etc.



KS-041 Hot Shoe Adapter 3/8" - 1/4" w/ Barrel Adapter

This adapter can fit on the hot shoe of most cameras. It has a 3/8" to 1/4" threaded stud and is used as a Monitor Bracket or anything else that has a 1/4" -20 receiver. Two large knurled locking nuts are quipped for easy adjustment of the tension. It comes with a 1/4" -20 double female barrel adapter as the standard accessory that makes the 1/4" -20 receiver is available.





KS-270

V-lock Wedge **W** 25g 0.88oz

Kupo V-lock Wedge is precisely machined from black anodized aluminum with tight tolerances and minimized wiggles. It comes with three M3 hole and screws which are designed to firmly fix the wedge on any standard V-mount battery. It allows you to easily attach the battery on any mounting equipment which comes with Kupo V-lock base (KS-271). Also features a 3/8"-16 central tapped hole that can be mounted on any equipment comes with 3/8"-16 female threaded with the supplied 3/8"-16 screw. The 1/4"-20 tapped hole on the wedge and the 1/4"-20 set screw are also supplied to prevent it from twisting while the wedge is fastened with screw on the 3/8"-16 tapped hole.

- (1) 6061 aluminum wedge x 1pc
- (2) M3 x 15 Phillips flat head screw x 3 pcs
- (3) 3/8"-16 slotted countersunk head x 1pc
- (4) 1/4"-20 set screw x 1pc



KS-271

V-lock Base **W** 90g 3.2oz

Kupo V-lock Base is precisely machined from black anodized aluminum with tight tolerances and minimized wiggles. It can be attached on the Convi clamp (KCP-700) with the supplied two M5 screws and one 3/8" to M5 adapter from the back of V-lock base. Also features a 3/8"-16 central tapped hole that can be mounted on any equipment comes with 3/8"-16 female threaded with the supplied 3/8"-16 screw or through the standard 3/8"-16 Arri style anti-rotation pin. The two 3/8"-16 tapped holes on the back is spaced 1" (center to center) allows it to be mount on any standard cheese plate.

- (1) 6061 aluminum base x 1pc
- (2) M5 x 14 hex socket cap screw x 2 pcs
- (3) 3/8"-16 slotted countersunk head x 1pc
- (4) 3/8" to M5 adapter x 1pc



- (1) 6061 aluminum wedge x 1pc
- (2) 6061 aluminum base x 1pc
- (3) M3 x 15 Phillips flat head screw x 3 pcs
- (4) 3/8"-16 slotted countersunk head x 2 pcs
- (5) M5 x 14 hex socket cap screw x 2 pcs
- (6) 1/4"-20 set screw x 1pc
- (7) 3/8" to M5 adapter x 1pc



KS-273 V-lock Set

W 123g 4.3oz


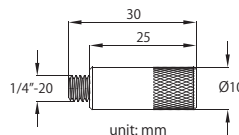
The quick release V-lock set included the wedge and base which are precisely machined from black anodized aluminum with tight tolerances and minimized wiggles. The V-Lock Wedge can bolt into M3 to the standard V-mount battery or any device comes with 1/4"-20 or 3/8"-16 hole by the supplied screws. V-lock base can also be bolt into M5 to attach on Convi clamp by supplied screws and one 3/8" to M5 adapter. The two 3/8"-16 tapped holes on the back is spaced 1" (center to center) allows the base to be mount on any standard cheese plate. The extension handle comes with 1/4"-20 male threaded is able to be mount on the knob allows to extend 25mm long. All the screws listed below are supplied.



KS-272 V-lock Extension Handle

W 8g 0.3oz

The V-lock extension handle is measured 2.5cm in length and 1cm in diameter to extend a V-Lock base handle longer for easy release. The handle is constructed from aluminum comes with knuckled finish in on end and 1/4"-20 male threaded on the other end to make it easy to mount on V-Lock base by thumb turning.



KS-274

V Mount Battery Belt Clip Mounting Plate **W** 150g 5.3oz

Kupo Battery Belt Clip mounting plate is constructed from machined aluminum alloy which allows you to easily attach the V-Mount battery on your belt. The spring steel is equipped on the mounting plate for hooking onto belts, pockets, or Tape measurement holder and etc.



KS-275 Dual V-Lock Adapter

W 80g 2.82oz

The Dual V-lock Adapter is made by CNC anodized aluminum cube comes with four 1/4"-20 female thread and equipped with two V-lock wedges allows you to mount this adapter on a stand top or grip head with 16mm baby pin. The dual V-lock wedges offers a great mounting solution that two gears comes with V-lock base is required like two transmitters on one stand or grip head.

The Super Claw from Kupo is a scaled down, lighter weight 130g (4.6oz) version of the popular Convi Clamp. Ideal for tight spaces, its jaws feature spring action and will grip tubes from 0.51 - 1.37" in diameter and flat surfaces from 0.19 - 0.78" thick. The unique mechanical interlocking rubber pads adhered to the jaws really help to keep this clamps performance at a high level on round and rectangular shapes. The Super claw is tapped with both 1/4" - 20 and 3/8" - 16 threads to accept a wide range of adapters, grip accessories, cameras, lights or monitors weighing up to 6kg (13.2 lbs).



KCP-730B Super Claw

Material: Aluminum
 Attachment: 1/4"-20 & 3/8"-16
 Fit tube size: 13mm ~ 35mm
 Fit flat surface size: 5mm ~ 20mm



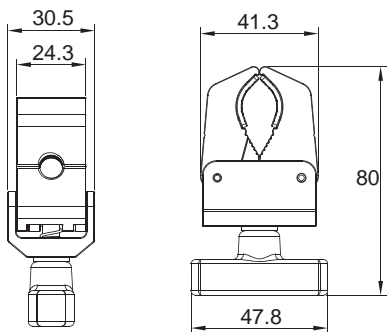
**YOUTUBE
 SUPER CLAW**

W
 130g
 4.56oz

max
 6kg
 13.2lbs

Features:

1. Two jaws are aluminum making it sturdy and durable.
2. Mechanical interlocking rubber pads are adhered to the jaws.
3. Ergonomic aluminum casting knob offers better grip.
4. 1/4" and 3/8" female sockets can be used simultaneously without space limitation.
5. Inside steel spring keeps the jaws moving smoothly while twisting the knob.



unit: mm



Vision Arm with KCP-730B.



Microphone with Mini Ball Head and Cold Shoe mount on the Gobo arm.



Speedlite and Pocket Wizard with one Super Claw on the stand.



Monitor with Vision Arm on the tripod.



LED video light with mini ball head and cold shoe mount on flat object.



H4N audio recorder and microphone on the stand.



Polyboard with poly holder on light stand.



Light and compact enough to carry around in your pocket or camera bag.



KCP-732B

Super Claw Clamp with Baby Pin

W 180g
6.4oz

This smart gadget is combined Super Claw clamp with the detachable anti-spin baby pin allows you for positioning baby pin on tube size from 13~35mm and flat object from 5~20mm. The detachable baby pin allows you to take it off from the clamp easily by a spanner for better transportation and storage.



Made by precisely machined stainless steel and aluminum, this Kupo Arri Rosette (60 tooth with 31.8mm in diameter) mount is designed for being attached to cage, rosette handle and other any ARRI standard rosette fitting.



KCP-730AR

W 170g
6oz

Super Claw clamp with Arri Rosette (M6)

Aluminum alloy clamp equipped with a M6 internal female thread designed for mounting Arri standard rosette-style accessories and it allows 360 degree rotation. The compact super claw clamp offers a great mounting solution which fit tube size from 13mm to 35mm or a flat object from 5 to 20 mm.



KCP-253AR

W 140g
4.9oz

Universal Gimbal Clamp with Arri Rosette (M6)

The lightweight aluminum tube mounting coupler designed for DJI Ronin, Freely Movipro or any Gimbal support system comes with dia. 25-30mm tube. Features a M6 internal female thread designed for mounting Arri standard rosette-style accessories and it allows 360 degree rotation.



KS-734

Arri Rosette Bolt-on Mount (1/4"-20)

W 32g
1.2oz

The 1/4"-20 internal female thread specially designed for Sony camera or any accessories which comes with 1/4"-20 rosette-based to your camera rig.



KS-736 Arri Rosette Bolt-on Mount (M6)

W 32g
1.2oz

The M6 internal female thread designed for mounting Arri standard rosette-style accessories.



KS-738

Arri 3/8" Locating Pin To Arri Rosette (M6) Adapter

W 60g
2.1oz

Made by precisely machined stainless steel and aluminum, this Kupo Arri Rosette (60 tooth with 31.8mm in diameter) mount is designed for being attached to cage, rosette handle and other any ARRI standard rosette fitting. The M6 internal female thread designed for mounting Arri standard rosette-style accessories and it allows 360 degree rotation.



KS-197

1/4"-20 Hex Socket Cap Screw

Stainless steel made hex socket cap 1/4"-20 screw with 6.3mm shaft in length. (Set of 6)



YOUTUBE
KUPO COUPLER
FOR 25MM TUBE DIAMETER
WITH 1/4"-20 & 3/8"-16 FEMALE THREADS
& COLD SHOE (KCP-252)



W 72g
 2.5oz

KCP-252

Tube Mounting Coupler for Tube Dia. 25~30mm w/ Cold Shoe

The aluminum tube mounting coupler comes with a 1/4"-20, 3/8"-16 female threaded and a cold shoe which allows you to rig your small LED panel, microphone, flash or any compatible shoe-mounted accessory.



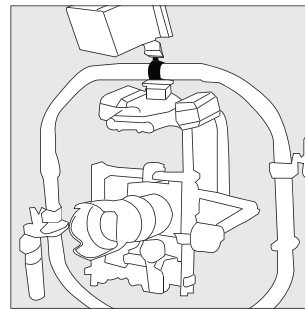
YOUTUBE
KUPO MOUNTING
COUPLER WITH
BALL FOR 25-30MM
DIAMETER
(KCP-253BH)



KCP-253BH Coupler w/ Dia. 26mm Ball for Pipe Dia.25 to 30mm

W 140g
 5oz

This lightweight couplers with removable rubber pad to fit Gimbal frame and handle bar. It comes with a ball head on one end, designed for mounting video accessories with Super knuckle. On the other end with 3/8"-16 Arri anti-rotation holes offer one more mounting option.



45-degree angle



KCP-253SP Tube Mounting Coupler W/ Spindle for Ready Rig

W 215g
 7.58oz

Made of aluminum extrusion, this coupler equipped with superior bearings allows you to adjust the weight to tilt your MōVI Pro Carbon Fiber Ring/gimbal as a support system while using with a Ready Rig GS. Features a removable rubber pad inside which allows it to fit any tube size or Gimbal handlebar that comes with dia. 25mm to 30mm. There are also threaded holes including 3/8"-16 and 1/4"-20 (4 pcs) on the main base to accept a wide range of adapters, grip accessories, cold shoe mount, lights or monitor arm. etc. (Set of 2)

Note: READY RIG is a trademark and brand of The Ready Rig LLC.



W 180g
6.4oz

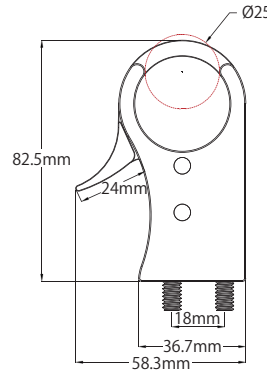


KS-276 Tube Mounting Coupler W/ V Mount Battery Adapter

Kupo V Mount Battery Adapter for Gimbal is constructed from machined aluminum alloy with 25~30mm coupler that allows you to easily attach the V-Mount battery on your Gimbal frame or any tube with 25~30mm in diameter.



W 100g
3.53oz



KS-280 Press Snap Clip

Made of aluminum alloy with black anodized, this gismo comes with single-side spring clip enable clamping stabilizer rig at the jib end, but also easy unclamping and make it possible a single smooth shot. The clip opening to Dia.25mm and the bottom with 1/4"-20 threads x 2 and can be fixed to any rig with supplied bolts.



W 190g
6.7oz



KS-281 Catch & Release Clip Set (Coupler for Dia. 25~30mm)

Kupo Catch & Release Clip set is a combination by a press snap clip and a tube mounting coupler for Dia.25~30mm gimbal rig or handle bar. It is ready to go for rigging the gimbal or the bar or rope for smooth transition from hanging to handheld style without interrupting. (Set of 2)



W 240g
8.5oz



KS-282 Frog Locking Carabiner Set (Coupler for Dia. 25~30mm)

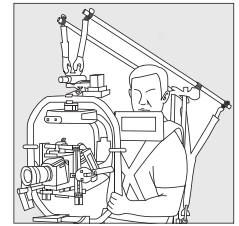
Kupo Frog Locking Carabiner set is a combination by a quick locking carabiner and a mounting coupler for Dia.25~30mm gimbal rig or handle bar. This is designed for quick transition from hanging a handheld gimbal rig to jib/crane style shot. (Set of 2)



W 60 g 100 kg
0.13 lbs \downarrow max 220 lbs

KCP-811B / KCP-811 Mini Coupler

Fits Tube 1" (25.4mm) Incorporates 1/4" - 20 male thread screw (3/4" long).



Ø20mm

KCP-812B / KCP-812 Mini Eye Ring Coupler

Fits Tube 1" (25.4mm), Incorporates a Eye Ring. **W** 100 g 90 kg
0.22 lbs \downarrow max 198 lbs



W 108 g 8 kg
3.9 oz \downarrow max 17.6 lbs

KCP-811BH Mini Half Coupler w/ Dia. 26mm Ball

Constructed from aluminum alloy, the mini half coupler for 1" tube comes with 26mm ball head and is ideal for mounting your LCD monitor on the rod of a video camera stabilizer with the accessories of super knuckles.



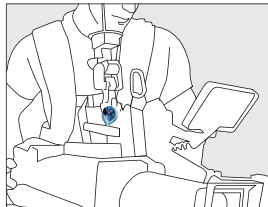
W 120 g 100 kg
0.26 lbs \downarrow max 220 lbs

KCP-815B / KCP-815 Mini Swivel Coupler

Fits Tube 1" (25.4mm), For quick and easy interconnection for truss, pipe or bars.



W 70g 2.5oz

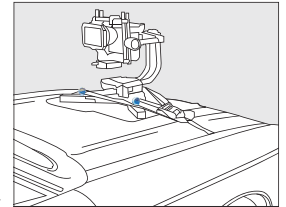


KS-155 Eye Bolt 3/8"-16 x 14mm

Made from 304 stainless steel for corrosion resistance and durability, this 3/8"-16 eye bolt welded with 14mm (0.55") thread length is suitable for almost any camera handles and the ring diameter makes it easy to hook it on and off with Carabiners or Kongfrogs. Ideal for rigging from Camera cage to your stabilizer.




W 72g 2.53oz

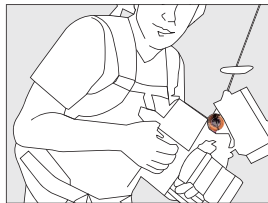


KS-155L Eye Bolt 3/8"-16 x 20mm

Made from 304 stainless steel for corrosion resistance and durability, this shoulder eye bolt welded with a 3/8"-16 threaded male which is 20mm in length. Ideal for mounting on the cheese plate for extra supporting points.



W 120g 4.23oz



KS-156 Rotatable Ring Bolt 3/8"-16 x 14mm

Manufactured from quenched and tempered steel, the ring bolt features a rotatable eye bolt that allows 360° adjustable in the direction of the load. The 3/8"-16 eye bolt with 14mm (0.55") thread length is suitable for almost any camera handles and the 24.8mm (0.98") ring diameter makes it easy to hook it on and off with Carabiners or Kongfrogs.



KS-269 Ring Bolt with 1/4"-20x 13mm **W** 70g 2.5oz

Black coated steel ring bolt with 1/4"-20 male thread (13mm in length) is ideal for attaching to camera handle that allows to hook it on and off with Carabiners or Kongfrogs.



KS-268 Eye Nut 3/8"-16

W 65g 2.03oz

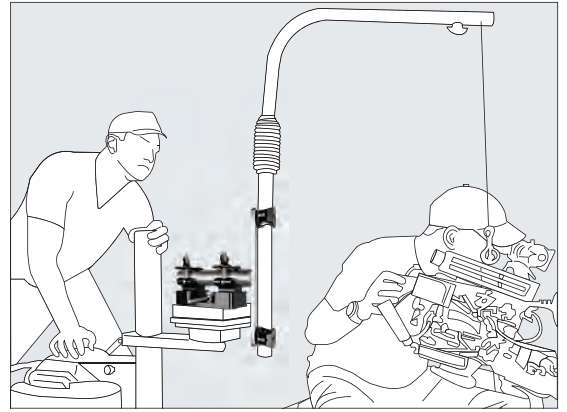
Black coated steel eye nut with 3/8"-16 female thread is ideal for attaching to the object with 3/8"-16 bolt (not supplied) for hooks or cables.



KS-267 Eye Nut 1/4"-20

W 65g 2.03oz

Black coated steel eye nut with 1/4"-20 female thread is ideal for attaching to the object with 1/4"-20 bolt (not supplied) for hooks or cables.



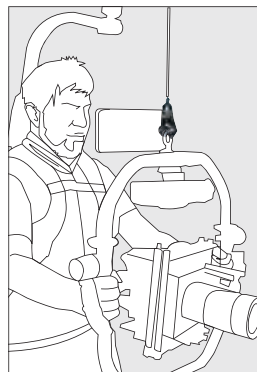
KS-332 Pipe to Easyrig T Bracket

This T bracket is made of Dia. 2" aluminum tube welded on 35cm long plate. It comes with 2 clamps that can be used with Easyrig Cinema 3 support arm. It is great to mount it on Dolly or the places with paddle mount clamp.



KS-334 Pipe To Easyrig Coupler (Set of 2)

These couplers are great for mounting Easyrig Cinema3 arm to 2" pipe where could be Dolly, Rickshaw dolly or where the camera man could sit down without wearing vest.



KS-157
Quick Release Frog Locking Carabiner **W** 50g / 1.7oz

With an innovative approach, that characterizes KONG, comes out Frog, a revolutionary directional connector, provided with an automatic clamping that takes place touching the anchor point. Frog makes obsolete the concept of a carabiner thought as a "hook". The insertion is extraordinary quick and safe, even in "far" anchor points, not easy to be reached with standard connectors. It automatically clamps coming into contact w/ anchor point. (Strength 25kN / CE âEN12275 âEN362 / A / T and UIAA Certified)
Note: The Kongfrog bracket is not for climbing or securing a person.



KS-237
Easylink Frog Clip Bracket **W** 170g / 6oz

The Kupo Easyrig Frog Clip Bracket made by CNC machined aluminum block 62(W) x 54(H) mm with black anodized surface treatment. Kong Frog clip (not included) can be tightly linked on the aluminum bracket with an included 3/8"-16 bolt. The upper slot is designed for original Easy rig spring clip to easy access without modification. A must have gadget that makes you quickly and easily attach/ detach the camera from Easyrig.



KS-250 Umbrella Holder for Easyrig **W** 240g / 8.5oz

This aluminum made adapter designed for holding an umbrella on the upper support bar to prevent the camera operator from rain, sunshine and also offers shadow to view the monitor. Regular umbrella rod(10mm) is feasible for the holder after removing the handle (Umbrella isn't included).



KS-248 Docking Attachment for Easyrig

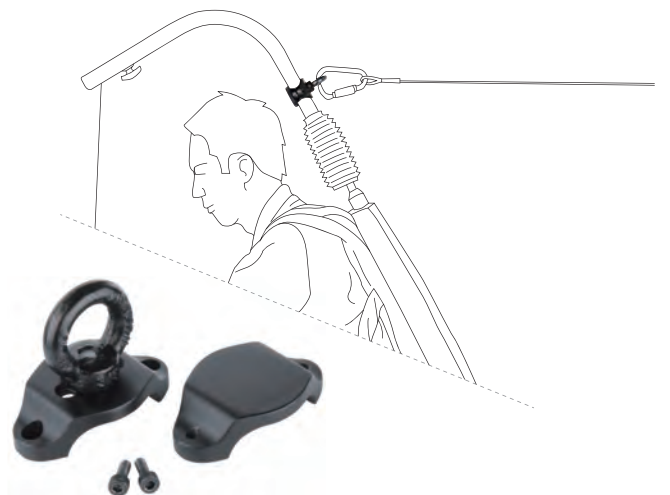
W 250g / 8.8oz
max 120 kg / 264 lbs

The Kupo Docking Attachment Easyrig Stabilizers is constructed from two black aluminum parts which can be tightly mounted on the central support bar with two supplied screws. Features a baby stud (16mm) equipped on one end that makes it easy to attach on Super Convi Clamp or 4 Way Clamp to effortlessly dock Easying Stabilizers on the stands, truss or carts.



KS-249 Safety Attachment for Easyrig **W** 120g / 264lbs

The Kupo Safety Attachment Easyrig Stabilizers is constructed from two black aluminum parts which can be tightly mounted on the central support bar with two supplied screws. Features an eye ring equipped on one end that allows hooked it up with spring hook or tied with safety rope as a support from the back while working in certain environments such as rooftop, poolside or cliff. Note: It is recommended for second safety instead of holding.



Constructed from black powder coated steel, the Steadicam stand is primary designed to rest the heavier payloads like Steadicam rigs and stabilizers system between takes. The 8" premium pneumatic tires also included makes it easy rolling in the studio or on location. Features a detachable central pole which can be removed from base and used as a "Moses pole" allows the operator take a breath whilst the large docking stand are not able to be carried. A must have tool for every Steadicam operator, camera assistant and dolly grip.



The 8" pneumatic tires x 3



Detachable



Caster: KC-100M (Optional)



Telescopic Central Pole:

| | | |
|-----------------|------------------|----------------|
| L | H | W |
| 94.6cm 37.2" | 165.7cm 66.2" | 3.9kg 10lbs |

163MB Steadicam Stand

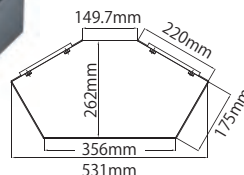
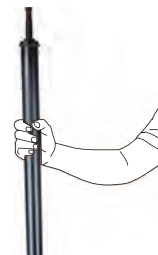
163MBC Steadicam Stand with 8" Pneumatic Tires

1 riser, 2 sections / Dia. 45mm, 40mm
Leg: 25 x 25mm / One Leveling leg
Powder coated stand / With 8" Pneumatic Tire

| | | | | | | | |
|-------------------|----------------|------------------|-------------------|----------------|-----------------|----------|-----------------------|
| L | H | h | W | | | T | G |
| 125.3cm 49.33" | 203.4cm 80" | 132.4cm 52.1" | 20.2kg 44.4lbs | 132cm 51.9" | 36kg 79.2lbs | A | KC-100M (Optional) |

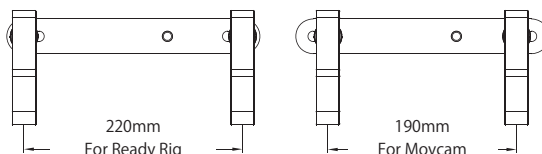
More features:

1. Also suitable for heavier lighting fixtures that comes with a 5/8" (16mm) baby pin.
2. The central tube can support for slider systems while rigged on a dolly to prevent sag.
3. Simply slide tires onto the stand and tighten knob and makes the stand easy rolling.
4. The stand caster is easy to assemble and removable for any occasion.
5. Folded stand can set on its own as a great space saver.



KS-230 Steadicam Stand Tray **W** 2.1kg / 4.62lbs

Constructed from 2mm thickness solid steel with black coated finish, the Kupo Steadicam Stand Tray comes with a lip in the rear allows to mount perfectly on leg struts of Kupo Steadicam stand (163MB). It provides extra space as an ideal storage solution for tools and other accessories. Fit for stands included 145M, 155M, 228M, 228MB, 226M, 226MB, 542M, 543M, 546M, 653M, 600MR, 610M and 620M. Also fit for stands with casters included ,483, 483SH, 470, 481, 482T.



KS-255 Vest Holder **W** 0.68kg / 1.5lb

Constructed from solid black painted steel and rubberized aluminum hook, the docking bracket is designed for operator to place the Ready Rig Vest effortless. The 16mm (5/8") baby stud is weld on the back of steel plate allows to perfect insert into the Super Convi Clamp (KCP-700) and to mount the bracket easily on the stands. Both hooks are able to be moved with the Allen key #6 to adjust the pitch for the MovCam Vest as well.



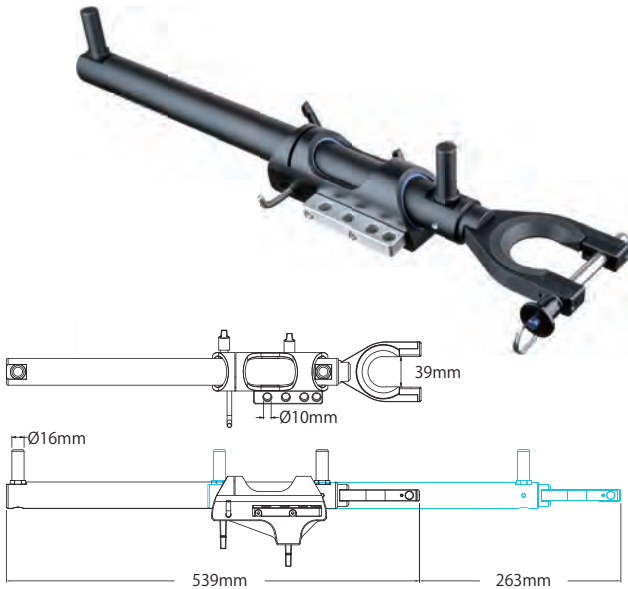
Ready rig docked.




Adjustable hook.



On the stand w/ super convi clamp.



16mm (5/8") baby pin for balancing



POM U bracket with safety pin



Stainless steel arm hanger.



Tool holder.



Spring safety pin.

KS-254 Steadicam Docking Bracket **L** 540mm 21.26" **W** 2kg 4.4lb

Constructed from high-grade CNC aluminum alloy, this Docking Bracket allows you to securely dock and easy balance your hand-held stabilizer (for 1.5" sled) on top of lighting stand which comes with 16mm (5/8") baby stud. Features a length adjustable bracket comes with two 5/8" (16mm) studs for static balance or hanging vest on the both end, a tool holder attached on the side and a stainless steel side hook to hang the arm. The docking U-bracket is covered by POM for protecting sled and an aircraft safety pin locks the sled in place, securely holds the sled from flopping.

Optional Accessories



KS-711 Dia. 1/2" Aluminum Balance Stud (Set of 2) **W** 60g 0.13lbs



KS-713 Dia. 3/4" Aluminum Balance Stud (Set of 2) **W** 105g 0.23lbs



KS-718 Dia. 8mm Arm Hook **W** 15g 0.03lbs

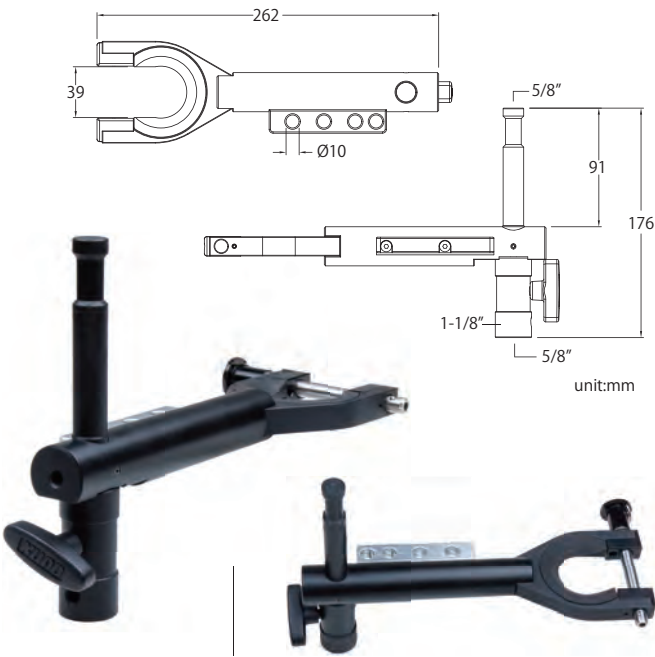


KS-714 Front Docking Fork Dia. 45mm Opening



KS-247 Steadicam Tilt Dock Adapter **W** 30g 1oz

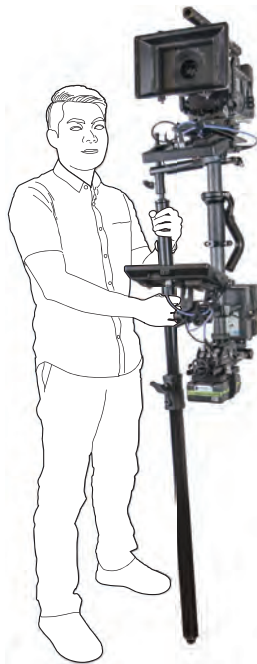
It is a great addition to fit Kupo KS-254 Steadicam docking bracket with no modification, no more standing around on location and holding the frame for lighting or multi-camera setup being a human tripod. Just move your stand, dock the rig and change the angle to the desired position.



KS-252
Steadicam Sled Docking
Holder Baby Receiver

W 0.65kg
1.43lbs

The machined aluminum steadicam sled docking holder features a 5/8"(16mm) baby receiver allows you to easily dock your hand held steadicam sled on any stand or cart comes with a 5/8"(16mm) baby stud. A tool holder attached on the side of the bracket offers a great storage solution for tools. The docking U-bracket covered by POM for protecting sled and an aircraft safety pin locks the sled in place, securely holds the sled from flopping. There is a threaded hole on the rear of bracket allows you to storage the T knob when take off the knob to fit the bracket into a 1-1/8"(28mm) junior receiver.



KS-265 Waterproof Arm Sleeve Cover for Steadicam


Constructed from rugged 1,000 Denier Texture with inner PVC coated and superior insulated zippers, the KUPO waterproof arm sleeve can help to repel the waters and against sand/ dust for you valued arm with the two section covers. The velcro to open and close the cover in the front for easy access to the arm post. A small zipper is also swen on the side of sleeve that allows you to directly access for a quick tension adjustment. A must for rain, dust, sand and sea water environments.



166B
Telescopic Column
w/ Baby Pin

W 3.9kg
10lbs

The telescopic column constructed from powder coated steel and features one riser and two sections that allows you to use as a "Moses pole" which is designed for the operator to take a breath whilst the large docking stand are not able to be carried. There is a rubber feet with 3/8"16 male threaded equipped on the bottom of the column gives the protection for your equipment from damage in the studio and on locations.
Closed length: 94.6cm (37.2")
Max Length: 165.7cm (66.2")

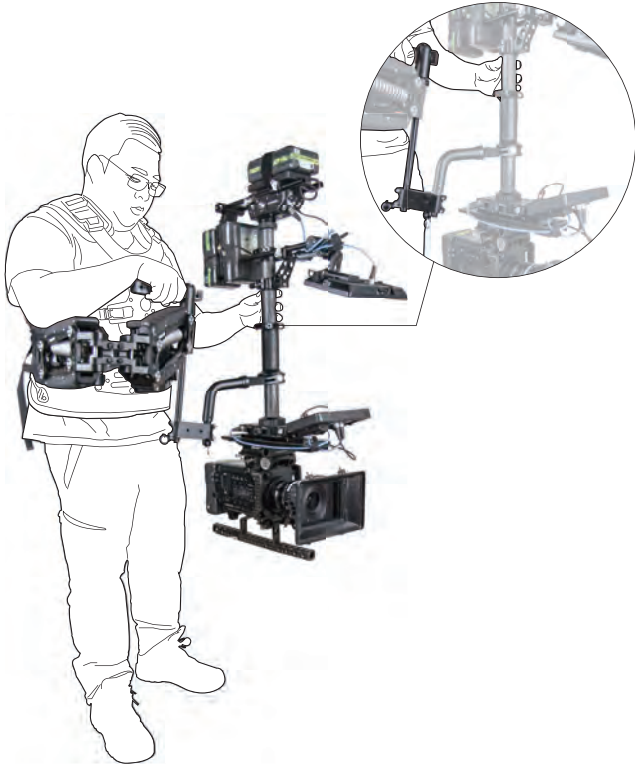


KS-261
Steadicam to Hand Held Camera Adapter

Constructed from machined aluminum, this black anodized adapter is designed for configuring with link bracket and KS-157 Kongfrog carabiner (not supplied) that offers Steadicam operator a flexible tool for switching to a hand held camera.



The Steadicam High/Low Mode Bracket set is primary designed for professional camera operators to have an easier control of your gimbal both in high mode and low mode. Features multiple 3/8"-16 and 1/4"-20 female threads (Arri-style mount) on the grip handle provides a great mounting solution for accessories such as monitors, focus controller or articulated arms etc. The length of standard arm post is 320mm (420mm is optional) allows to adjust the configuration for better dynamic camera angle. The bottom of both posts also comes with a through hole for a quick release safety pin (supplied) to ensure the safety for the configuration.



KS-262 Steadicam High/ Low Mode Bracket Set

Steadicam High/Low Mode Bracket Set Included:

- 1 x arm post(Dia.15.7mm x 320mm)
- 1 x arm adapter (Dia.15.7mm x 97mm)
- 1 x Link bracket
- 2 x Clamping ring
- 2 x Button handle quick release ball safety pin
- 1 x Grip handle with 12pcs 3/8"-16 and 10pcs 1/4"-20 female threads (Arri-style mount)

KS-264 Arm Post



Solid balck anodized aluminum post measured 15.7mm in diameter and 420mm in length with through hole on bottom.



W 114g
4.02oz

KS-238 Low Mode Bracket 3/4" Adapter (Set of 3)


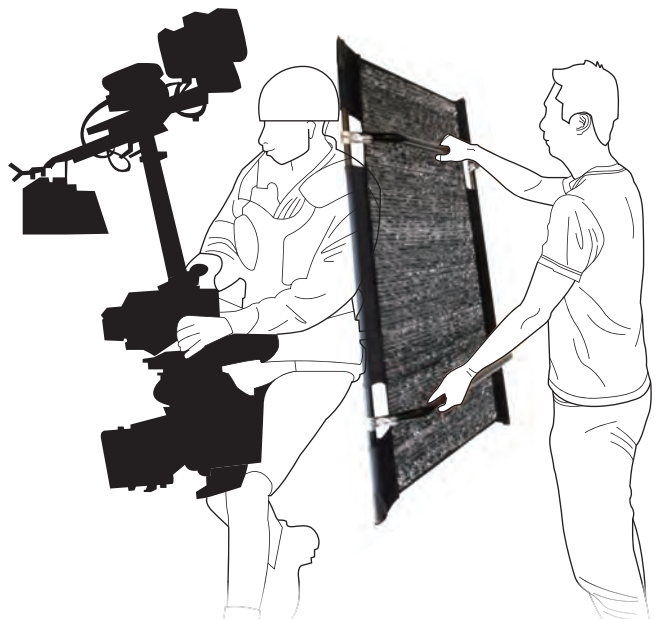
The 3 pcs adapter kits with locking ring is converting standard low mode bracket from 5/8" up to 3/4" with 28mm height post.



KWM-0304 Kupo Wind Net Mobile Kit (3 x 4')

KWM-0406 Kupo Wind Net Mobile Kit (4' x 6')

The Wind Net Mobile kit is designed to be carried by a grip and is easily portable. It is the ultimate tool for anyone who works with a wind-sensitive Steadicam, who suffers from ill effect of wind on Photo, Film or Video location shoots. The see-through material Wind net can be handheld to reduce about 75% of the wind without vacuum developing behind the screen. It can also be mounted to a lighting stand by clamping down the Dia.25mm collapsible frame.



KWT-0304 Wind Net Textile Only (3'x 4')

KWT-0406 Wind Net Textile Only (4'x 6')



Rigged on dia. 48~50mm pipe



Mounted on Mitchell plate

KS-251K Steadicam Hard Mount Kit **W** 2.8kg / 16.16lb

Kupo Steadicam Hard Mount allows a Steadicam rig to be mounted on 48~50mm pipe or Mitchell plate. It includes the machined anodized rectangle aluminum mounting plate with stainless steel female socket block which comes with two 40mm long custom stainless steel 1-1/4"-20 T handle knobs. The other end on the mounting plate with 8 pre-drilled holes that offer 5 indexing angles, and our one piece double clamp allows our Hard mount to be affixed to the 48~50mm pipe. The clamp offers a rigid mounting on both the left and right side, giving the operator a quick way of changing the setup on the fly if needed. A Mitchell adapter and a simple tie down are supplied to mount the Steadicam gear on the Mitchell plate by attaching the Hard mount plate with 2 x 1/4"-20 screws included. A knob with 3/8"-16 bolt is equipped as a Mitchell key on the adapter offers a quick pan adjustment if needed.

More Features:



A knob is equipped as key offers a quick adjustment




Multifunction tie down are supplied




Allows to use Mitchell collar (Optional)



Horizontal mounted



Vertical mounted



5 different mounting angles



YOUTUBE
KUPU SPEED RAIL SHIM
(KS-257 & KS-244)



KS-257 Speed Rail Shim

W 45g / 1.59oz

Made by durable black POM, Kupo Speed Rail Shim allows your 2"coupler to be perfectly mounted on 1-1/4"(42.2mm) schedule 40 pipe with the shim attached. (Set of 2)



YOUTUBE
KUPU SPEED RAIL SHIM
(KS-257 & KS-244)



KS-244 Speed Rail Shim (2"-35mm)

W 45g / 1.59oz


Made by durable black POM, Kupo Speed Rail Shim allows your 2"coupler to be perfectly mounted on 35mm pipe with the shim attached. (Set of 2)

KS-620

Hard Mount Female Block for Steadicam ZEPHYR

W 105g / 3.7oz

Kupo Hard Mount Female Block made of stainless steel allows you to exchange the Female Block of Kupo Steadicam Hard Mount Kit for Steadicam ZEPHYR.



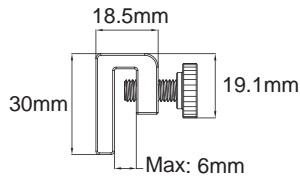
KS-663 Euro Mount Adapter (Female)

W 109g / 6.7oz

The industry-standard Euro female adapter is made by CNC aluminum alloy allows you quickly and firmly attaches your gear to the supporting tripods, dollies, rigs, etc. It features a 3/8"-16 screw in center and locating pin in each side providing great connection with Steadicam hard mount kit or trailer Hitch Adapter which comes with 3/8"-16 female thread and locating holes each side. The ratcheted handle makes it easy to lock and off this adapter.



Kupo camera cart extension accessories are based on the machined aluminum rail clamp with light weight and stable mount. They are designed to work with those major brands of camera carts in case you need to mount additional gear on. The rail clamp is easy to fit into the edge of shelf on cart, using tightening knobs which accept max. 6mm thick side. This removable system allows you to fast putting on, taking off accessories and creating more space on shelf.



W 190g
6.7oz



KS-760
Dia.8mm Stabilizer Arm Holder for Camera cart


This stabilizer arm holder is fixed with rail clamp to dock steadicam stabilizer arm on camera cart. The rail clamp is easy to fit into the edge of shelf on cart, using tightening knobs which accept max. 6mm thick side. A stainless steel stud to support stabilizer arm that have a hollow receiver 8mm in diameter or larger.



KS-762 Mouse Holder for Camera Cart

W 330g
11.64oz

This mouse holder with pad is fixed with rail clamp allows you work comfortable with mouse on camera cart. The rail clamp is easy to fit into the edge of shelf on cart, using tightening knobs which accept max. 6mm thick side.



KS-764 Keyboard Holder for Camera Cart

W 1.6kg
3.53lbs

This keyboard holder is fixed with rail clamp allows you work comfortable with keyboard on camera cart. The metal sheet 474 x 204mm is covered non-slip carpet and the rail clamp is easy to fit into the edge of shelf on cart, using tightening knobs which accept max. 6mm thick side.



KS-766 Front Box Holder for Camera Cart

W 100g
3.53oz

This front box holder is fixed with rail clamp providing more space and easy to get those camera front box tools on camera cart. The rail clamp is easy to fit into the edge of shelf on cart, using tightening knobs which accept max. 6mm thick side.



Application:



168B

Heavy Duty Telescopic Mast w/ junior receiver

W 4kg
8.82lbs

This telescopic steel riser with 2 section in dia.45 and 40mm and extend from 94 to 168cm. The top end is welded a 28mm junior receiver and using standard 2" coupler or any clamp that accept to 40mm tubing connect to camera cart to mount a light, monitor or docking bracket.



KS-768

Steadicam Bumper Pad for Camera Cart

W 515g
18.17oz

The bumper pad is made of steel backing plate and foam wrapped in Condura fabric. The plate is welded with hex pin to work with KCP-700 Super convi clamp. It allows steadicam operator to adjust to a comfortable height and provide a good support for sled. Size:L:170 X W:110 X H:30mm



KS-831 Camera docking bracket


W 1.8kg
3.97lbs

This camera docking bracket is made of machined aluminum which is lightweight but durable. A 2" coupler connects with U bracket design to adapt different camera plates and allows adjustment of height and direction on the telescopic mast in dia. 40~45mm tube.



KS-706 ARRI WCU-4 Monitor Mount and Docking Bracket **W** 390g / 13.76oz

The Kupo ARRI WCU-4 Monitor-Bracket with handgrip allows you to place your monitor as close to the index mark of the focus knob as possible. Features the ergonomics design handgrip that transfers efficiently the weight from the wrist to the biceps. Additional 5/8" (16mm) baby receiver is designed on the bottom of the handgrip which allows it to serve as a docking bracket for a c-stand. The monitor bracket also allows you to attach on-board monitor with any equipment comes with 1/4"-20 male thread. Ideal for using quick-release mounting set (KS-CB14) that makes it fast and easy disconnect monitor from the bracket when needed.



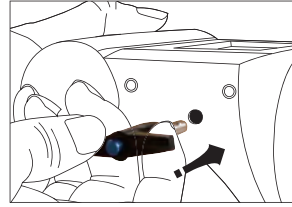
KS-707 Tilta Nucleus-m Monitor Mount And Docking Bracket **W** 400g / 14.1oz

The Kupo Tilta Nucleus-M with handgrip allows you to place your monitor as close to the index mark of the focus knob as possible. Features the ergonomics design handgrip that transfers efficiently the weight from the wrist to the biceps. Additional 5/8" (16mm) baby receiver designed on the bottom of the handgrip which allows it to serve as a docking bracket for a c-stand. The monitor bracket also allows you to attach on-board monitor with any equipment comes with 1/4"-20 male thread. Ideal for using quick-release mounting set (KS-CB14) that makes it fast and easy disconnect monitor from the bracket when needed.




KS-708 Plain White Focus Ring For WCU-4 **W** 17g / 0.6oz

The Plain White Focus Ring is made by nylon which is designed for operator to mark the ring where they feel the need to on ARRI WCU-4 control unit knobs.



KS-700 Quick Release Safetypin for ARRI WCU-4 **W** 25g
0.88oz

The handy quick-release safety pin is compatible with ARRI WCU-4 control hand unit. Constructed from casting aluminum, T-handle and stainless steel shank provides an excellent loading capability for your WCU4. The split ring is equipped on the T-handle for easy attachment of optional lanyard to position the control unit around your neck or to drape it from a stand with ease and convenience.




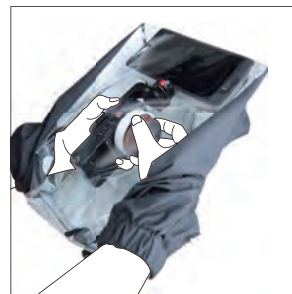
KS-CB14



KS-077

KS-704 Monitor Bracket for ARRI WCU-4 **W** 70g
2.47oz

Made by CNC aluminum alloy, this monitor bracket is compatible with the ARRI WCU-4 Wireless Compact Unit. Designed for being easily mounted on top or bottom of the WCU-4 hand unit with two bolts (included) and attaches to on-board monitors with any accessory, comes with a 1/4"-20 male threaded. The 18 degree tilt help you view the monitor with easy and convenience. Ideal for using quick-release mounting set (KS-CB14) that makes it fast and easy disconnect monitor from the bracket when needed. And a 16mm (5/8") baby stud with 1/4"-20 male thread (KS-077) on bottom to connect gobo head and this bracket.



KS-712 Rain Cover for Follow Focus Unit **W** 190g
6.7oz

Made of cordex textured nylon fabric and transparent plastic, Kupo rain cover designed to protect your follow focus unit from rain, snow and dust. There're sleeves on the bottom and see through plastic window in the middle of cover allows operator to control and view effortless in the rigorous weather condition. Velcro straps in the back also make put on or take off the rain cover easily.



YOUTUBE
KUPO FRONT BOX
AND ACCESSORIES
(KAB-013)



YOUTUBE
KUPA CAMERA ASSISTANT
FRONT BOX & ACCESSORIES
(KAB-013, KS-722, KS-724
& KCP-700-FBP)



W 1.4kg
3.08lbs

KAB-013 Camera Assistant Front Box

Camera assistant front box is designed to be attached onto tripods and holds items like markers, cleaning supplies, tools and a standard slate board. Kupo front box is made of high quality European beech comes with natural finish. Features four removable and interchangeable dividers to meet your particular needs. One pen holder fixed on the box included variously sized holes for your pens and cine tools. Slots on the underside of the front box hold standard sized slates board.

Exterior Dimensions (L) x (W) x (H) : 13.8"(352mm) x 8"(202mm) x 5-1/8"(131mm)
Interior Dimensions (L) x (W) x (H) : 12.9"(326mm) x 7" (178mm) x 2-5/8"(66.5mm)



W 1.6kg
3.52lbs

KAB-010 Compact Camera Assistant Front Box

Kupo Compact Camera Assistant Front box is constructed of solid black walnut allows you to attach it onto tripods or stands for staying your tools and accessories organized. It features three removable dividers to meet your specific storage requirement inside the box. Pen holder bar with perfectly sized holes also equipped on either side of the box for your pens and cine tools. A must-have essential cine gear for a camera assistant.

Exterior Dimensions: (L) x (W) x (H) : 13.8"(352mm) x 8"(205mm) x 4.9"(125mm)
Interior Dimension: (L) x (W) x (H) : 9.3"(235mm) x 7"(180mm) x 4.5"(115mm)



KCP-740 (not included)



CX2109FB Hard case w/front box bracket

W 0.75kg
1.65lbs

Exterior size: 240x198x108mm
Interior size: 216x152x9.5mm

CX2109 Hard case w/front box bracket allows you to keep your hold items like markers, cleaning supplies, tools well organized inside the plastic case and attach it on the stand or tripod with Super Convi clamp w/front box mounting plate (KCP-740).



CX2109VL can attach to lighting stand through Super Convi Clamp with V-lock base (KCP-739, not included)

CX2109VL Hard Case with V-Lock Wedge


W 0.75kg
1.65lbs

CX2109 hard case equipped with precisely-machined aluminum V-lock wedge, for making the case to attach Super Convi Clamp with V-lock base (KCP-739) easily. Ideal for camera assistant who need a storage space on hand for their shooting gadget and make them always available.

Built by aluminum plate with black anodized finish, the Kupo Front Box mounting plate is a great conjunction of front box and Convi clamp (KCP-740). Simply use two M5 screws (supplied) to easily attach the mounting plate on the Convi clamp (KCP-740) and slide the hanging pins into the groove of bracket to mount the front box on. Features a spring locking pin equipped on the plate to prevent the box from dropping off accidentally. Excellent gadget that allows you to mount your front box on the stands, tripods, tables, dolly or any object comes with outside dia. from 5mm to 51mm.



YOUTUBE
KUPO CAMERA ASSISTANT
FRONT BOX & ACCESSORIES
(KAB-013, KS-722, KS-724
& KCP-700-FBP)



KCP-700-FBP Front Box Mounting Plate for Convi Clamp

W 150g
0.33lbs



KCP-740 Super Convi Clamp W/ Front Box Mounting Plate

W 0.5kg
1.12lbs

Super Convi Clamp comes with an aluminum made front box mounting plate that allows you to mount your front box on the stands, tripods, tables, dolly or any object comes with outside dia. from 5mm to 51mm.



YOUTUBE
KUPO FRONT BOX
AND ACCESSORIES
(KAB-013)



YOUTUBE
KUPO CAMERA ASSISTANT
FRONT BOX & ACCESSORIES
(KAB-013, KS-722, KS-724
& KCP-700-FBP)



KS-722 Assistant's Front Box Mount for Fluid Head

W 360g
0.79lbs

Aluminum plate with black anodized finish, the Kupo Assistant's Front Box Mount is built for easily mounting a front box to a fluid head. Two twist-locking sleeves equipped for firmly attaching to the front box pins which equipped on the gear heads or fluid heads on the major manufacturer. Features a unique spring locking pin that would ensure your box will not fall for reasons.



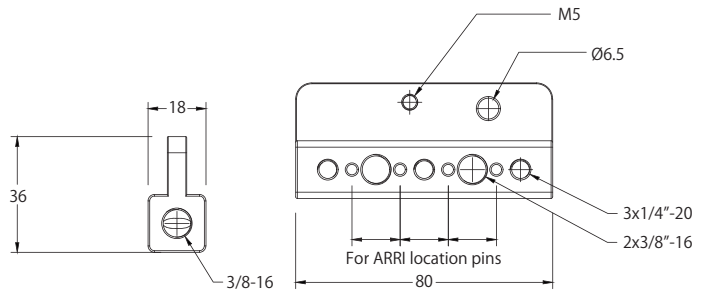
YOUTUBE
KUPO CAMERA ASSISTANT
FRONT BOX & ACCESSORIES
(KAB-013, KS-722, KS-724
& KCP-700-FBP)



KS-724 Front Box Bracket

W 100g
0.22lbs

Kupo front box bracket is constructed from durable aluminum bracket with black anodized finish. The bracket comes with four set of M5 bolts & nuts that can be affixed to your custom front box when needed. Fit perfectly with Kupo KCP-700FBP or KS-722 mounting plate.



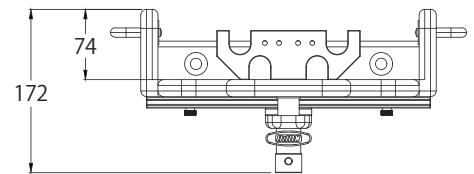
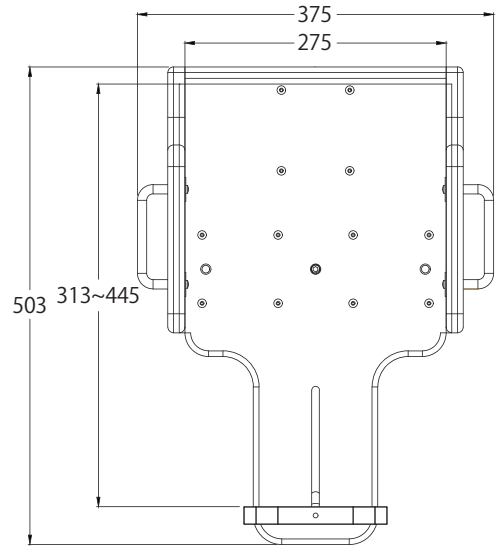
KS-710 Side Mount Bracket

W 80g
0.18lbs

Made by CNC aluminum with black anodized, this bracket primary designed for attaching on the Front Box Bracket (KCP-700FBP) or Monitor Mount Docking Bracket (KS-706 & 707) with supplied screws. It allows you to mount on any camera or video equipment like wireless transmitter with those 1/4"-20 or 3/8"-16 female threaded holes.



YOUTUBE
KUPO CAMERA CRADLE
(KAB-020)



KAB-020 Camera Cradle

W 3.8kg
8.36lbs

Made of European beech, the Kupo camera cradle allows you to convert your stand or tripod into a camera docking cradle during set lighting, talent blocking, and rehearsals. It features a 3/8"-16 underneath the cradle that can mount with tripod directly. Alternately, the cradle can be mounted on the light stand with the ball head adapter (KS-097LB included) which is 16mm inside and 28mm outside in diameter. The removable white nylon rod holder is mounted for rod size measured 15mm or 19mm in diameter. Mounting slots under the cradle are equipped makes it a snap to additional accessories with u-shaped sliding plate (check Tethermate accessories page) . The Velcro strap through U handle helps fasten objects on the cradle securely.



Four 3/8"-16 female threaded are equipped for any equipment comes with 3/8"-16 male threaded (e.g. the Eye Ring with 3/8"-16 male threaded).



U-handle allows to mount V-mount battery with U-shaped Battery Holder (KS-314B, optional). The Vercro Strap through U-handle helps fasten objects.



Removable rod holder for easy position adjustment.



Detachable ball head adapter allows the cradle to mounted on light stand or tripod.



Mounting slots provide additional accessories with U-shaped sliding plate.



Non-slip carpet stick firmly on the cradle and keeps items from slipping.

Available in Half and Full-Size, as well as a Combined Set, these apple boxes are handcrafted with Baltic Birch Plywood. The stained look is meticulously achieved layer by layer to create an antique style with smooth, rounded edges for easy handling. Kupo stained apple boxes are extremely versatile, durable and strong. Ideal for posing, standing, stacking, or support they will not only add interest to a portrait scene, but also blend into a scene and will not distract from the subject.

- KAB-008-BST** Kupo Brown Stained Apple Box-full 20"x12"x8" (Kupo logo on one side) **W** 3.8kg / 8.36lbs
- KAB-004-BST** Kupo Brown Stained Apple Box-half-20"x12"x4" (Kupo logo on one side) **W** 2.75kg / 6lbs
- KAB-048-BST** KUPRO Brown Stained Apple Box Set-Half And Full Size (Kupo logo on one side) **W** 6.55kg / 14.41lbs



YOUTUBE
KUPRO BROWN STAINED APPLE BOX (FULL, HALF AND SET) (KAB-008-BST & KAB-004-BST & KAB-048-BST)

Apple box is one of the most useful pieces of equipment on a film set. They are used for propping up furniture and light stands, for leveling camera dolly track, or to provide temporary seats, workbenches, or stepladders. Kupo Apple boxes are made of high quality birch plywood that is built for long lasting use. Standard sizes including pancake, quarter, half and full with a neutral wood color smooth finish. Each box has rounded-edge ergonomic hand and finger grips for easy handling. Internal supports are equipped in three larger size boxes for ensuring extra strength and dimensional stability. The brace of both side panels is for thread wires, poles or others gears through box if needed.



YOUTUBE
KUPRO APPLE BOX SET - FULL, HALF, QUARTER & PANCA (KAB-015)

- KAB-015** Apple Box Set (Full, Half, Quarter, Pancake) **W** 9.6kg / 21.21lbs

The Kupo Apple box Set comes with four different sized apple boxes that give you a variety of support heights to keep your production professional.



- KAB-001** APPLE BOX-PANCAKE 20"x12"x1" **W** 1.7kg / 3.7lbs

- KAB-002** APPLE BOX-QUARTER 20"x12"x2" **W** 2.1kg / 4.6lbs

- KAB-004** APPLE BOX-HALF 20"x12"x4" w/ Kupo logo (on one side) **W** 2.5kg / 5.5lbs

- KAB-008** APPLE BOX-FULL 20"x12"x8" w/ Kupo logo (on one side) **W** 3.3kg / 7.3lbs



8-ply Baltic birch plywood with a natural finish.

Interior reinforcement from central brace.

Round edge for easy handling.

Kupo nesting apple box set features a space-saving design advantage that pancake, quarter and half apple boxes are able to be well stored inside the full apple box. The innovative track design with the magnet on one side panel allows you to precisely slide into the storage box and snap to lock the panel within seconds. Ideal for storage and transportation.



YOUTUBE
KUPRO 4-IN-1 NESTING APPLE BOX SET (KAB-41K)

- KAB-41K** Nesting Apple Box Set



- Nesting Pancake Apple Box** 18 1/2" x 10" x 1" **W** 2kg / 4.4lbs

- Nesting Half Apple Box** 18 1/2" x 10" x 4" w/ Kupo logo (on one side) **W** 3kg / 6.6lbs

- Nesting Quarter Apple Box** 18 1/2" x 10" x 2" **W** 2.1kg / 4.62lbs

- Nesting Full Apple Box** 20" x 12" x 8" w/ Kupo logo (on one side) **W** 5kg / 11lbs



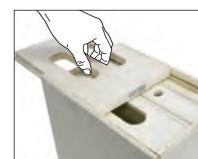
3/8"-16 thread female on the side panel allows you to mount a baby pin with 3/8"-16 screw for small lighting fixture or other accessories.



Please note one side of the full apple box has a handle and completely smooth on the other.



8-ply Baltic birch plywood with a natural finish.



Innovative track design allows you to slide the side panel smoothly and securely.



Both super strength magnets increase the stability of the side panel attached on the box.

3 IN 1 & BROWN STAINED APPLE BOX

Made of high quality birch plywood that is build for long lasting use. With 1" less height than standard 8" full apple box, Do-Re-Mi 3 in one apple box set is designed to fit most stairway height. The compact size also makes the whole set easy to stack and carry.



KAB-31K Do-Re-Mi 3 In One Nesting Apple Box Set

Nesting Full Apple Box for Do-Re-Mi
20"x12"x7" w/ Kupo logo (on one side)

Nesting Half Apple Box
18 1/2"x10"x4" w/ Kupo logo (on one side)

Nesting Quarter Apple Box
18 1/2" x 10" x 2"

W 9kg
19.8lbs

W 4.9kg
10.78lbs

W 2.1kg
4.62lbs

W 1.75kg
3.85lbs



3/8"-16 thread female on the side panel allows you to mount a baby pin with 3/8"-16 screw for small lighting fixture or other accessories.



Please note one side of the full apple box has a handle and completely smooth on the other.



The height of full apple box for KAB-31K is 7" that is desigend for fitting most stairway height.



Both super strength magnets increase the stability of the side panel attached on the box.



Innovative track design allows you to slide the side panel smoothly and securely.



8-ply Baltic birch plywood with a natural finish.

Kupo 6 In 1 Nesting Apple Box Set features a space-saving design advantage that pancake, quarter and half apple boxes are able to be well stored inside the full apple box. In addition, a slot designed on both sides of 8" full Apple Box allows you to fix Apple Box on a dolly with the ratchet strap for camera mounting or a seat for cameraman. A 3/8"-16 threaded female on the center of 1" Pancake Apple Box providing you with a mounting solution to a baby pin for a small light or other accessories. The innovative track design with the magnet on one side panel allows you to precisely slide into the storage box and snap to lock the panel within seconds. Ideal for storage and transportation.



KAB-61K 6 In One Nesting Apple Box Set **W** 12.1kg 26.6lbs

Nesting Pancake Apple Box
18 1/2" x 10" x 1"

w/ a 3/8"-16 Thread female **W** 2kg
4.4lbs

Nesting Quarter Apple Box
18 1/2" x 10" x 4"

W 2.1kg
4.62lbs

Nesting Half Apple Box
18 1/2" x 10" x 2"

(on one side) **W** 3kg
6.6lbs

Nesting Full Apple Box
20" x 12" x 8" w/ Kupo logo

(on one side) **W** 5kg
11lbs



3/8"-16 threaded female equipped on 1" (Pancake) apple box allows to mount a baby pin with 3/8"-16 male threaded.



A baby pin with 3/8"-16 male threaded is supplied and can be stored in the 1" (Pancake) apple box.



8-ply Baltic birch plywood with a natural finish.



Innovative track design allows you to slide the side panel smoothly and securely.



A slot designed on both sides of 8" Apple Box allows you to fix Apple Box on a dolly with the ratchet strap for camera mounting or a seat for cameraman.



Both super strength magnets increase the stability of the side panel attached on the box.



Please note one side of the full apple box has a handle and completely smooth on the other.



YOUTUBE
 KUPO LOCKABLE SLIDING COVER
 FOR FULL-SIZE NESTING APPLE BOX
 (KAB-128)



KAB-128 Lockable Sliding Cover **W** 0.9kg
 1.98lbs

The Kupo lockable sliding cover is designed for Kupo full size nesting apple box. Features a keyed cam lock with two keys equipped on the cover that allows you to safely store your valuables in the apple box.

Made from 1000 Denier Textured Nylon with a 2" foam insert, The Kupo apple box seat cushion is designed for turning a full size apple box into a soft, comfy, padded seat. The attached pocket is a brilliant storage solution for tools, water bottles, notes, pens and more with easy access. Two varieties include horizontal and vertical.



Compact-folding design make it easy to store and travel.



YOUTUBE
 KUPO APPLE BOX SEAT CUSHION
 (KAB-023 & KAB-025)



Elastic equipped on the side allows to slip on and off with ease.



W 0.39kg
 0.86lbs

KAB-023 Apple Box Seat Cushion- Vertical

The Vertical fits a box "standing up," sized 8"(20cm) x 12"(30cm)



Elastic equipped on the side allows to slip on and off with ease.

W 0.45kg
 0.99lbs


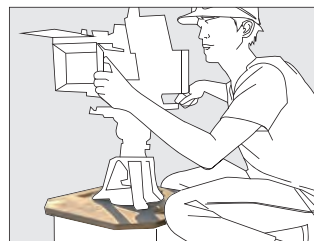
KAB-025 Apple Box Seat Cushion- Horizontal

The Horizontal fits an Apple Box "on its side," sized 8"(20cm) x 20"(50cm)



KAB-018 Wood Hi-Hat Board

W 1.5kg
 3.3lbs



The Octagon Hi-Hat Board is an ideal mounting solution for your camera in low position. The cut corners (octagon shape) allow it to fit into tighter spaces. Size: 18"(L) x 18"(W) x 3/4"(T)

Kupo Tooling Apple Box is a ready-to-assemble kit that features a versatile design not only offers the function that standard 8" full apple box has but also a great storage box for A.C. or Grip tools. The Tooling Apple Box is constructed from solid 8-ply superior birch plywood with a standard full size apple box dimension which is consistent with the majority of apple box on the market. The excellent interior design including three interchangeable dividers and a removable organized box with compartments to meet your particular storage needs. 3/8" thread female equipped on either cover allows you to mount a baby pin with 3/8"-16 screw for small lighting or other accessories. The innovative track with locking latch system allows you to slide and lock the cover with ease and convenience. The spring locking pin securely keeps the cover mounted on the box and one hole on short lateral side for handling also keeps the items from falling out of the box while having it in "Upside down" position.



KAB-81K Tooling Apple Box

Dimension: 20"X12"X8"

W 5.8kg
12.75lbs



YOUTUBE
KUPO TOOLING APPLE BOX
ASSEMBLY INSTRUCTIONS
(KAB-81K)



Removable organized box and interchangeable dividers to meet your specific storage requirement inside the box.



Chamfered edge for easy handling.



Precisely machined track system allows you to slide cover smoothly and securely.



Constructed from solid 8-ply superior birch plywood.



The spring locking device makes it a snap to lock and release cover.



3/8" thread female equipped on either cover.



Apply glue evenly before driving screws into woods if needed.

Designed primarily for camera assistants in the film industry and suitable to anyone who needs rapid access to various tools. The Kupo Utility AC bag is made by 1,000 Denier cordex textured nylon fabric with a water resistant polyurethane coating on the inside. Inside the main compartment is a separate pouch, as well as a Velcro see-through mesh pocket on the underside of the main flap which is ideal for storing media cards and other small items. The bag fits utility belts up to 2 inches in width allowing you to take the bag on and off super easily. Exterior of the bag has 6 slip pockets (two of them are with a Velcro flap) which can hold dry-erase markers, sharpies, pens, chalk, pencils, hex keys, screw drivers, Leatherman and Maglite for easy access. An ideal AC bag that keeps all your essential tools and accessories organized.



YOUTUBE
KUPO UTILITY
AC BAG (KSB-010)



KSB-010 Utility AC Bag **W** 450g
1lbs

Exterior Size: 24.5cm(9.65")(L) x 10cm(3.94")(W) x 16cm(6.3")(H)
Interior Size: 20cm(7.87")(L) x 9cm(3.54")(W) x 14.5cm(5.71")(H)

More Features:



Velcro top flap ensures tools won't accidentally fall out when on a ladder.



A slip bag on the side of the bag with a Velcro flap for additional storage.



The top flap can be folded and attached to the cover for easy access without noise.



D-Rings on one side of the bag for attaching a gaffa tape holder strap or glove gripper.



The side metal hook is perfect for mounting a tape measure.



Can be easy carried on a 2.5" width belt.



Features:

1. Fabricated of 2" (48mm) durable nylon fabric
2. Compatible with KUPO Utility AC Bag
3. Fit waist size 30"-45"
4. Quick release buckle with safety lock

KSB-002 Tool Belt

This 2" (48mm) belt is designed to carry add-on accessories for camera man or film screws. Made of durable nylon fabric to hold tool pouches or storage bags. Velcro-adjustable to fit the waist size from 30" up to 45". Heavy-duty quick release buckle with safety lock prevents accidental release.



KCB-1514 Clapperboard 15cm(L)x14cm(W)

KCB-3024 Clapperboard 30cm(L)x24cm(W)

Kupo clapperboard is made of superior white acrylic which can be written or cleaned easy with dry erase markers. The computer-graved with printings letters on the acrylic surface makes it from fading. Features wooden handle clapboard comes with built-in magnets provide a stable closure and can make crisp voice when being clapped. Perfect for shooting Film, TV plays, Studio live, MV, advertising and other filming work.



KSB-025 Multi Bag for Clapperboard

Kupo Multi Bag for Clapperboard built by durable nylon that provides you with a great protection and ideal storage solution to your clapperboard (or iPad Pro). Features a quick-release nylon buckle with length-adjusted strap keeps your valuable clapperboard secured inside the bag. Exterior of the bag has a pouch with 50mm wide Velcro allows you to easy store and access to your essential tools. The belt loop also equipped for waist belt up to 2" in width allowing hands-free carrying the bag.

Exterior size: 30(L)X27(W)X4(H)cm
Interior size: 27(L)X29(W)X3(H)cm

The Universal Radio Chest Pack is built entirely out of 1,680D Cordura nylon with 3 pouches on the front can carry a wide assortment of items primary designed for camera assistant in the film industry or anyone who needs rapid access to tools. It features adjustable shoulder straps (27~45cm) with quick-release nylon buckles allows you to tailor it snugly to your chest. The narrow zippered pouch helps keep your belongings including changes, coins, keys and small items secure no matter wherever you go. The both walkie-talkie pouches with a loop strap can hold most hand-held radios and small telecommunications device on the market. The major pouch and additional 4 slip pockets comes with a locking buckle on the cover allows you to secure store lots of things you need like screwdriver, Allen keys, lens cleaning, flashlight, pens and tapes, gloves and more. A great choice of Radio and tools pack allows hands-free carrying over the shoulder.



KSB-011 Universal Radio Chest Pack **W** 1.6kg / 3.25lbs

Size: 27(L)X19.5(W)CM

Monitor bag, made from 1,000 Denier Textured Nylon with removable padded interior, offers the greatest protection to your field monitor. Perfect for LCD screens up to 7", or smaller screens with the included divider. A mesh pouch (also equipped) allows all your cables, adapters, arms, and other accessories to be well-organized inside the bag.



KSB-007 Monitor Bag **W** 580g / 1.18lbs

Exterior Size: 23.5cm(9.2")L x 10.2cm(4")W x 17.5cm(6.9")H
 Monitor Compartment: 21.5cm(8.5")L x 4 cm(1.58")W x 15cm(5.9")H

Kupo Nylon Monitor hood designed to keep the sun's glare off your monitor and provide better visibility while filming outside on a sunny day or in an interior space with bright artificial light. There're two sizes available including one for 5" monitor screen and the other for 7"



KS-715 5" Monitor Hood
 Dimension : 13CM(L)X8.4CM(W)X10CM(H)

KS-717 7" Monitor Hood
 Dimension : 17CM(L)X10CM(W)X12.5CM(H)

Made from 1,000 Denier Textured Nylon with a padded interior, Kupo Multi Sleeve Pouch is designed to offer a simple and trusted protection for a Macbook 15" and any other electronic device. Features the 40mm wide Velcro which keeps your valuable notebook secured in place and easily accessible. A combination of quality and unique features makes the sleeve pouch perfect for a carrying or a storage solution for your notebook.


More features:

1. Made of waterproof polyester, effectively protects your notebook from moisture.
2. The padded interior for bump and shock absorption and protection of your notebook from accidental scratches.



KSB-013
 Multi Sleeve Pouch for iPad Pro or Clapper Board

Exterior size: 36.5 x 24.5cm (14.4" x 9.7")
 Interior size: 32.5 x 24cm (12.8" x 9.5") **W** 300g / 10.6oz



KSB-015
 Multi Sleeve Pouch for Macbook 15"

Exterior size: 45.5 x 28cm (17.9" x 11")
 Interior size: 40 x 27.5cm (15.7" x 10.8") **W** 340g / 12oz



KSB-050 Gel Roll **W** 450g / 15.8oz

The Kupo Gel Roll allows you to keep gels/filters organized and safe in one neat roll while not being used. The unfolded size is 26"(W) x 32"(L) which is large enough so the gel/filter can be stored up to 100 pcs. The additional pouch stitched on the roll allows you to keep the gels/ filters in place. Meanwhile, the inserted gels/filters can be folded and rolled up into a 26" (L) with 5" in diameter cylinder and can be rolled and closed with a two Velcro-strap which is attached on the roll. The central carrying handle is equipped for carrying the gel roll with ease and convenience!

KU-HAND

These deluxe grip gloves bring comfort and safety to your production with no detail spared! A combination of goat leather and mesh back provide superior protection flexibility and ventilation. An additional layer of synthetic leather on the palm index finger and thumb is soft and pliable providing increased protection against the rigors of carrying heavy grip equipment around all day. Reinforced fingertips with a smooth surface give you a very durable glove that handles extremely well under all conditions.



YOUTUBE
KUPO KU-HAND GRIP
GLOVE (KH-55 SERIES)

KH-55 Series (Goat leather)

| Cat. No. | Size | Color |
|-----------|--------------------|-------|
| KH-55MB | Medium | Black |
| KH-55LB | Large | Black |
| KH-55XLB | Extra Large | Black |
| KH-55XXLB | Double Extra Large | Black |



GC-2525BK Glove Gripper (Black Label) **W** 43g 1.51oz
GC-2525BN Glove Gripper (Brown Label) **W** 43g 1.51oz

Made of heavy duty 25cm wide nylon strap with a powerful alligator spring clip, the Kupo Glove Gripper is designed for secure your gloves, hats & tools and keep them handy at all times. Features an instant strap button allow to easily attaches to your belt loop, mic loop, d-ring, tool belt or anything else you can find.

KUPO CAPS

MATERIAL: 100% COTTON TWILL



KCAP-01

KUPO Cap - Grip

KCAP-02

KUPO Cap - Lightning

Kupo superior embroidered caps are great for representing those who work behind the scenes in motion pictures, television and photography. 100% cotton twill and unique construction techniques enhance breathability to improve comfort by reducing the buildup of moisture and heat. A comfortable sweatband and eyelet venting on this fitted cap help keep you cool and dry in any weather condition.

- More features:**
- Adjustable Velcro closure
 - 6 Panel cap
 - Full Lining
 - Aluminum top button
 - Perfect embroidery
 - Superior KUPO Label
 - 6 eyelets for excellent ventilation
 - Fit to Distinguish Different Duties on Location

The Cinematographer tape measure is constructed from ABS storage case with rubber grips that makes it lightweight, durable and easy to be carried around. The rust-resistant and non-conductive fiberglass tape features double-sided printing scales including metric on one side and imperial on the other that allows you to read easily in all conditions. The sturdy foldable handle also helps to extract and retrieve the tape effortless. An ideal measuring tool to withstand the wear and tear that occurs at outdoor worksites while giving you the level of accuracy you need to complete your projects.



CTM-010

Cinematographer Tape Measure 10M (33")
 Dimensions LxWxH: 105X25X105mm

W 190g 6.7oz



CTM-020

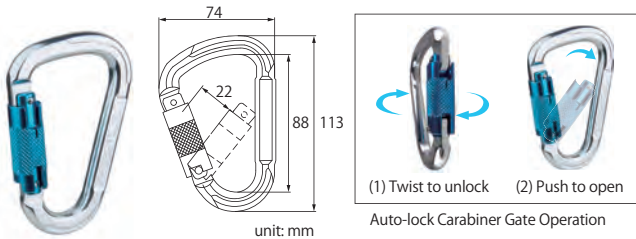
Cinematographer Tape Measure 20M (66")
 Dimensions LxWxH: 145X25X145mm

W 365g 12.87oz



WS-095 Screwdriver Slotted w/ T-Handle **W** 110g
3.87oz

Design for tightening or loosening virtually every camera tie-down screw made by OConnor, Sachtler, Cartoni, Panavision, Manfrotto, and others. Features an ergonomic T-handle shaped to fit the hand just right to put torque on the fastener to tighten or loosen. The sturdy chrome slotted steel is 50mm in length and provides great durability. The hardened blade with chrome plating is 13mm wide by 2mm thick.



KS-283 Aluminum Alloy Carabiners **W** 100g
3.52oz

Made of heavy duty aircraft grade aluminum, the CE certified (CE0321) carabiners are rated at 25kN (5,600lb) for major axis strength. The palm size D shape design makes it easy to carry and storage and the 22mm(0.87") opening also makes connect with other equipment effortless. The twist locking mechanism allows you to have confidence that it's impossible for it to come open by accident.



KS-702 Mini Quick-Release Adapter **W** 30g
1oz

Made of nickel-plated brass, the quick release ball locking adapter comes with a stainless chain wire on one side and a spring clip on the other. It provides a great carrying solution for your gloves, spanners, straps and any tools which can be hold through a dia. 2mm wire and 10cm in length. The quick release ball locking adapter allows you to take off and lock your tools just in a snap.




TL-17 Tool Lanyard **W** 80g
2.82oz **max** 3kg
6.6lbs

Made of durable nylon material with superior elastic rubber and steel metal hooks, the Kupo tool lanyards help to prevent from injury and damage caused by dropping tools when working high up in the air.

Features:

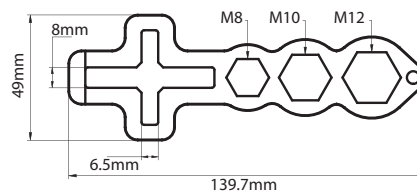
- Retractable tool lanyard with 2 lock snaps & fixed loop.
- Bungee rope helps to absorb the shock of a dropping tool.
- Prevent injury from failing tools.
- Avoid dropping tools and increase productivity.
- Quick release buckle clip for quick on/off and secure attachment.
- Tangle-free while use with other lanyards, and keep tethered tool move freely.



17mm (Width) Tool Lanyard, Black
Working Length: from 74 to 137cm

WS-140 Wingnut Multi-Spanner **W** 100g
3.52oz

Constructed with carbon steel and engineered for rigging demands, this smart gadget offers you the maximum versatility with the greatest durability. Made for M8, M10 and M12 with cross slot for wingnut and setscrews and built to meet the most common needs in the professional rigging industry. Palm-size and extremely lightweight. The spring hook for attaching the tool to your belt makes this must-have multi spanner easy to store and transport.



Key features included:

- 3 x Hex Bolt
- 2 x Wing Nut
- 2 x Set Screw
- 1 x Key Chain
- 1 x Bottle Opener
- 1 x Flat Screw Driver



YOUTUBE
KUPO WINGNUT
MULTI SPANNER
(WS-140)



Kupo Camera Marker is primarily designed for quickly and easily mark positions on set. It is filled with shot and is heavy enough to not blow away in the wind. It features a nickel plated grommet for simple transportation and storage. The marker is made of 1,000-denier nylon, so it won't break down or wear easily. It is also large enough to serve as a point of reference for anyone during a shoot. Ideal alternative when you don't want to use tape markers.



YOUTUBE
KUPO T-MARKERS &
SAUSAGE MARKERS

T Marker

Size: 6" x 8"
 Weight: 510g (18oz)



Sausage Marker

Size: 6" (Length)
 Weight: 280g (9.9oz)



T Marker



KS-168BK Black
 Camera T Marker 6" x 8"



KS-168G Green
 Camera T Marker 6" x 8"



KS-168P Purple
 Camera T Marker 6" x 8"



KS-168R Red
 Camera T Marker 6" x 8"



KS-168BL Blue
 Camera T Marker 6" x 8"



KS-168W White
 Camera T Marker 6" x 8"



KS-168Y Yellow
 Camera T Marker 6" x 8"



Sausage Marker



KS-160BK Black
 Sausage Camera Marker 6"



KS-160G Green
 Sausage Camera Marker 6"



KS-160P Purple
 Sausage Camera Marker 6"



KS-160R Red
 Sausage Camera Marker 6"



KS-160BL Blue
 Sausage Camera Marker 6"



KS-160W White
 Sausage Camera Marker 6"




KS-160Y Yellow
 Sausage Camera Marker 6"



Kupo delivers greatly versatile and most popular Gaffa Tape for holding and sealing needs in professional stage, photography, motion picture and television industries. With compound materials of natural rubber and synthetic resin, it has excellent tack and adhesion performance in wider temperature condition. Kupo Gaffa Tape has the highest tensile strength of any others, but also features easy-to-tear.

Features:

- Non-transferring adhesive tape; clean removal, leaving without residual.
- Backing Material: Cloth with PE coated.
- Adhesive: Natural rubber base.
- Heat Resistance: 80 degree C / 180min.
- Tensile Strength: 12.5 (KGF / 25mm).
- Feasible for smooth, rough and irregular surface.



GAFFA TAPE



YOUTUBE
KUPO GAFFA TAPE
(ADHESIVE RESIDUE TEST)



GT-550 Size: 48mm (W) x 50M (L)

Availability in Color: Black (B), White (W), Gray (G), Red (R), Blue (BU), Green (GN), Black & Yellow (BY)


GT-515-HA Size: 48mm (W) x 13.72M (L)

Availability in Color: White (W), Red (R), Yellow (Y), Blue (BU) and Black(B)

MATTE GAFFA TAPE



YOUTUBE
KUPO GAFFA TAPE
(ADHESIVE RESIDUE TEST)



GTM-550 Size: 48mm (W) x 50M (L)

Availability in Color: Black (B), Gray (G), Blue (BU), Green (GN), Lime Green (LGN)

ANTI-SLIP TAPE



GT-550AS Size: 48mm (W) x 5M (L)

Availability in Color: Black & Yellow (BY)

GT-550CKGN



GT-550CKGN Size: 48mm (W) x 50M (L)

Availability in Color: Green (GN)



GTB-001 Barrier Tape

Size: 7.5cm(W) x 100M(L) x 0.05mm(T)
 Color: Yellow w/ Black print (Caution)

Specification:

- Material: Polyethylene Film
- Adhesive: N/A
- Tape Thickness: 0.05mm (2M)
- Tape Width: 75mm (3")
- Tape Length: 100m (328ft)

Product Feature:

- Easy to use, high visibility
- No sticky, glue residual free
- Strong, durable and reusable
- Yellow color tape printed legend "CAUTION"




GT-2540BK Gaffer Tape Holder Strap With Spring Hook (Black Label)

GT-2540BN Gaffer Tape Holder Strap With Spring Hook (Brown Label)

Constructed from durable nylon fabric, the Kupo gaffers tape holder strap, measured 25cm in length and 4cm in width, designed for easy to carry gaffers, spike & rolls of electrical tape on your belt to keep your hand free to work. It comes with aluminum spring hook that secures the holder to your belt effortlessly. The rigid release buckle also allows you to quick and secure put your tapes or tools on and off from the holder strap.

Highly visible fluorescent colors with matte finish for various applications including audio/visual, television, photography, theatrical and motion picture industries. It sets clearly visible marks for actors, crew, musicians, and camera operators. It is also feasible for use in color-coding, labeling and marking. Easily manual tearing and durable. This multi-purpose tape offers excellent holding power, high tensile strength, and will be fluoresce-reactive under a black light.



Easy to tear



Diverse fluorescent colors

Features

- Professional grade gaffer's tape
- High tensile strength and holding power
- Easy-to-tear by hand, and Writable surface
- Clean removal, without leaving residue


Specification

- Backing Material: Matte-Finish Coated Cloth
- Adhesive Material: Synthetic Rubber
- Tensile Strength: 87.6N/10mm
- Operating temperature: 10~90 degree C


Tapes in Length 12.5 & 15 yard / Width 12mm

| | | | | | |
|------------------|---|---|---|---|---|
| |  |  |  |  |  |
| 15 yard | CS-1215BU Blue | CS-1215GN Green | CS-1215OG Orange | CS-1215PK Pink | CS-1215Y Yellow |
| 12.5 yard | CS-12125BU Blue | CS-12125GN Green | CS-12125OG Orange | CS-12125PK Pink | CS-12125Y Yellow |

Tape in Length 12.5 yards / Width 24mm



CS-24125BU Blue



CS-24125GN Green



CS-24125OG Orange




CS-24125PK Pink



CS-24125Y Yellow

Non-reflective matte finish and constructed with a premium photo luminescent pigment that will glow brightly after the lights go dark, this glow-in-dark gaffer tape is applicable for use in safety marking and multiple applications in the audio/visual, television, photography, theatrical and motion picture industries. It is quickly recharged with light exposure, and will glow continuously under UV black light. Easy-to-tear for smaller strips. Abrasion and water resistance. Greater adhesion and high holding power. It leaves no residue after removal.



GT-4810 Glow in Dark Gaffa Tape

Specification

- Backing Material: Coated cloth with photo luminescent pigment
- Adhesive Material: Synthetic Rubber
- Tensile Strength: 87.6N/10mm
- Operating temperature: 10~90 degree C
- Width & Length: 48mm / 10 yards

Glow-in-dark tape is ideal for the applications that requires visible light when luminaires go off. The luminous pigment can be activated by various light sources such as nature light, LED light, and UV black light. Expose to light source for 10 minutes, enjoy several hours of the luminous effect, and can be activated repeatedly. Easy to cut in the length you desire, and offer the safety marking on-site for your jobs.



Luminous effect in the dark



Easy to cut in lengths



Peel off the protection film and here to go

GT-2550 Glow in Dark Tape

Width: 25mm
Length: 5 meters

GT-5050 Glow in Dark Tape

Width: 50mm
Length: 5 meters

EZ TIE

Ideal for sound, lighting and audio/video equipment. EZ-Tie is made by Swiss-made looms and strict quality control to assure consistent quality with superior performance. Hook is made from A grade Nylon and has high peel and shear values with an extended life cycle and an average 55 hooks per sq inch. It is formed under high temperatures to keep it with better elasticity and more durability. The Un-Napped loop brings a very high life cycle with an average 42 woofs per sq inch. EZ-TIE has been tested under +93 degree C and -56.7 degree C and lasted 1,000 hrs matting without fail. The working temperature from 80 degree C to -20 degree C. High life cycle with over 10,000 closures. Washable, UV resistant to prevent discoloration.

Applications:

- Help to organize cable sets neatly with diverse colors.
- Write-on identification label for great cable organization.
- Sturdy Nylon buckle offers greater holding power against movement, and makes for longer use.
- Perfect for use as tie down for attaching equipment on a desk or table.
- Convenient for wrapping up lighting stand legs to keep them well fastened for transportation.
- Ideal for use as a temporary hanger during installation.



YOUTUBE
KUPO DELUXE CABLE TIES
(EZ-TIE)



| Part Number | Description |
|-------------|--------------------------------------|
| EZ-560-B | Large EZ-TIE, 5.0x60cm, 5pcs Black |
| EZ-560-R | Large EZ-TIE, 5.0x60cm, 5pcs Red |
| EZ-560-W | Large EZ-TIE, 5.0x60cm, 5pcs White |
| EZ-560-Y | Large EZ-TIE, 5.0x60cm, 5pcs Yellow |
| EZ-560-BL | Large EZ-TIE, 5.0x60cm, 5pcs Blue |
| EZ241-B | Small EZ-TIE, 2.0x41cm, 10pcs Black |
| EZ241-R | Small EZ-TIE, 2.0x41cm, 10pcs Red |
| EZ241-W | Small EZ-TIE, 2.0x41cm, 10pcs White |
| EZ241-Y | Small EZ-TIE, 2.0x41cm, 10pcs Yellow |
| EZ241-BL | Small EZ-TIE, 2.0x41cm, 10pcs Blue |

MEZ-TIE

The simple cable ties are lighter and thinner than the deluxe cable ties but are still incredibly strong. They feature an opening in the “head” of the tie that the tip of the “tail” goes through to pull it snug. They also come in five different color options to easily categorize your cables.



MEZ220-B Black

20mm(W1) x 13mm(W2) x 200mm(L) / 50 pcs



MEZ220-R Red

20mm(W1) x 13mm(W2) x 200mm(L) / 50 pcs



MEZ220-Y Yellow

20mm(W1) x 13mm(W2) x 200mm(L) / 50 pcs



MEZ220-BL Blue

20mm(W1) x 13mm(W2) x 200mm(L) / 50 pcs



MEZ220-W White

20mm(W1) x 13mm(W2) x 200mm(L) / 50 pcs




YOUTUBE
KUPO SIMPLE CABLE
TIES (MEZ-TIE)



MEZ-P01B / W Black & White
EZ Tie Petite, 7pcs per pack

EZ Tie Petite is a small cable holder ideal for USB and microphone cables. It keeps tiny cable neat and trim without using bulky cable ties. Two perforated slots can be used for double wrapping cable to keep it firm at all times. Each pack comes with 7 units. Reusable and easy to use.



For cell phone USB cable.



Reusable and easy to use.



For earphone cable.

MEZ Strap

This hook and loop Nylon strap grips and secures cabling or wiring. It comes seamlessly in a roll and can be cut into the length you need. Ideal for organizing all of the loose cables or odd shape gears. Customize the length for your need to make your own cable tie. Available in white/black/ red/ yellow/ blue/ green colors.



| Part Number | Description | |
|-------------|------------------------------|--------|
| MEZ-S1605B | MEZ Strap, 16mm (W) x 5M (L) | Black |
| MEZ-S1605R | MEZ Strap, 16mm (W) x 5M (L) | Red |
| MEZ-S1605W | MEZ Strap, 16mm (W) x 5M (L) | White |
| MEZ-S1605Y | MEZ Strap, 16mm (W) x 5M (L) | Yellow |
| MEZ-S1605BL | MEZ Strap, 16mm (W) x 5M (L) | Blue |
| MEZ-S1605G | MEZ Strap, 16mm (W) x 5M (L) | Green |
| MEZ-S3005B | MEZ Strap, 30mm (W) x 5M (L) | Black |
| MEZ-S3005R | MEZ Strap, 30mm (W) x 5M (L) | Red |
| MEZ-S3005W | MEZ Strap, 30mm (W) x 5M (L) | White |
| MEZ-S3005Y | MEZ Strap, 30mm (W) x 5M (L) | Yellow |
| MEZ-S3005BL | MEZ Strap, 30mm (W) x 5M (L) | Blue |
| MEZ-S3005G | MEZ Strap, 30mm (W) x 5M (L) | Green |



Attach the loop tape on the Cross case.



Apply a car trunk storage bag.

EZ2500-B Adhesive Hook & Loop Tape

Size: 2.5cm (W) x 5M (L)

Material: Nylon fabric with hot melt pressure sensitive adhesive
High & Low temperature applicable (from 0 to 65°C)

Adhesive Feature:

Loop Tack: 3.3kgs (+/- 0.5)kg/in2

Peel Adhesion: 3.2kgs (+/- 0.5)kg/in2

Holding Power: 4 psi (12 hrs)

SAFT Test: 65 (+/-5) Celsius degree

Mounted with large metal eyelet, this cable holder is made with a sturdy Nylon loop and hook with excellent holding strength for handling heavy weight. Helps to keep cables in place and well-organized. With carabiner and additional clamp, cables can be attached on the truss, tube or pipe without much effort. Handy write-on area for custom identification and labeling. Maximum cable bundle diameter 10cm. Pack of 5 with twist locking aluminum carabiner.



EZ440CH-B Cable Holder

Maximum cable bundle diameter 10cm.
Pack of 5 with twist locking aluminum carabiner.



BG4506 6 Inch Heavy Duty Black Ball Bungees

Each bungee cord measures (4.5mm) 3/16" in diameter and has an attached black plastic ball measuring 28mm (1-1/8") in diameter. Set includes 50 ball bungees. Easy to use, quick to install. Just feed the elastic loop through a grommet until the plastic ball is flush, then attach the loop to a fixed point to secure a tarp. Great for securing textile on the butterfly frame, cables, stands, hoses, camping and tying down tarps and shades, etc. Elastic cord design allows for stretching and variations in length from 6" up to 8".

ELASTIC CABLE TIE

The elastic cable tie is made of stretchable and durable rubber material with wooden toggle allowing you to simply pull the elastic and over the toggle to assure a secure tie. Perfect cable management solution to keep your cables neatly coiled and free from damaging kinks. These great handy elastic cable ties are must-have for photographers movie makers, musicians, and audio professional to organize cords, cables, and stretching tarps.

| Part Number | Description |
|-------------|--|
| BG5006R | ELASTIC CABLE TIE (10PCS/PACK) 6.0MM(W)* 5"(L)-RED |
| BG5006O | ELASTIC CABLE TIE (10PCS/PACK) 6.0MM(W)* 5"(L)-ORANGE |
| BG5006G | ELASTIC CABLE TIE (10PCS/PACK) 6.0MM(W)* 5"(L)-GREEN |
| BG5006BK | ELASTIC CABLE TIE (10PCS/PACK) 6.0MM(W)* 5"(L)-BLACK |
| BG5006BL | ELASTIC CABLE TIE (10PCS/PACK) 6.0MM(W)* 5"(L)-BLUE |
| BG5006Y | ELASTIC CABLE TIE (10PCS/PACK) 6.0MM(W)* 5"(L)-YELLOW |
| BG5006N | ELASTIC CABLE TIE (10PCS/PACK) 6.0MM(W)* 5"(L)-NATURAL |
| BG5006M | ELASTIC CABLE TIE (10PCS/PACK) 6.0MM(W)* 5"(L)-MIXED COLOR |



Kupo's new range of pumping suction cups offers a temporary solid mounting solution on smooth, nonporous surfaces. Each Kupo Suction Cup comes with 5/8" baby pin, socket or 3/8" thread bolt. This permits mounting small lights; cameras and accessories to windows, mirrors, automobiles, boats and any other smooth, nonporous surfaces. Because of the excellent rubber material with silicon, Kupo Suction Cups can be used at temperatures from -12°- 49° C/10.4°- 120°F. A red-line indicator is equipped in most suction cups warning of any vacuum loss due to adverse shooting conditions. The new 4.5" & 6" suction cups block is tapped 3/8"-16 thread x 6 around 3 sides which offer flexible and low to surface mounting option.



YOUTUBE
KUPO 6" PUMP CUP
W/ 3/8"- 16M
THREAD (KSC-03)



W 0.45kg
 1lbs
 32kg
 70lbs
max



W 0.47kg
 1.1lbs
 20kg
 44lbs
max

KSC-03 6" Pumping vacuum suction cup with 3/8"-16 thread x 5/8" length and plate

KSC-04 6" Pumping vacuum suction cup with fixed baby pin

Pumping suction cup fixed with 3/8"-16 bolt and camera plate for use with ball head camera mount. The block is tapped 3/8"-16 threads x 6 around 3 sides which offer flexible and low to surface mounting option. (Supplied with blue pad protector)



W 0.7kg
 1.54lbs
 4.5kg
 9lbs
max



KSC-05 6" Pumping vacuum suction cup with swiveling adapter

Pumping suction cup comes with detachable ball joint with 16 mm baby adapter. It offers the possibility to clamp onto a support at odd angles with ratcheted handle. It is common use for mounting with camera QR plate or Convi clamp. (Supplied with blue pad protector)



W 1kg
 2.2lbs
 13kg
 28.6lbs
max



KSC-06 6" Pumping vacuum suction cup with swiveling adapter

Pumping suction cup comes with a swivel 16 mm baby pin and big handle. The ball joint pivots 196° while the collar rotates 360°. It is common for holding small lights, scrims or articulated arms to make a sturdy rig. (Supplied with blue pad protector)



Mount to car hood

W 1kg
 2.2lbs
 6kg
 13.2lbs
max



KSC-101 6" Vacuum Suction Cup w/ Compact Camera Bracket

6" pumping suction cup equipped with a lightweight angle adjustable camera bracket for side-door car mounting to any desired position with ease and comfort. The aluminum mounting plate drilled with 3/8" (10mm) holes to support all ball heads. Unique mechanical interlocking design makes it a snap from side-door to hood car mounting. (Supplied with pad protector)



KSC-10 6" (15.24cm) Pumping vacuum suction cup with swivel 5/8" baby receiver

W 1kg 2.2lbs **max** 20kg 44lbs

Pumping suction cup comes with a swivel 16 mm baby socket incorporates with safety latch and big handle for extra security. The ball joint pivots 196° while the collar rotates 360°. It is common for holding small lights, scrims or articulated arms to make a sturdy rig. (Supplied with blue pad protector)



KSC-12 6" Pumping vacuum suction cup with fixed 5/8" baby receiver

W 0.5kg 1.1lbs **max** 32kg 70lbs

Pumping suction cup fixed with a 16mm baby socket incorporates with safety latch for extra security. It is ideal for small fixtures and lightweight equipment. The block is tapped 3/8"-16 threads x 6 around 3 sides which offer flexible and low to surface mounting option. (Supplied with blue pad protector)



KSC-18 Suction Cup w/ 2" Tube - 8cm w/ 3/8" Female Thread

W 0.65kg 1.65lbs **max** 12kg 26.4lbs

Pumping vacuum suction cup with fixed dia. 2" (51mm) aluminum tube which offers an excellent support arm for connecting mounting gears like couplers or anything which can be mounted on the 2" (51mm) tube. (Supplied w/Blue pad protector)



KSC-33 Suction Cup w/ Swivel coupler

W 1.4kg 3.08lbs **max** 20kg 44lbs

6" suction cup comes with a swivel coupler for 2" tube primary designed for vehicle rigging offers a temporary mounting solution on the car and excellent support arm with the swiveling coupler. (Supplied w/Blue pad protector)



KSC-19 Suction Cup w/ 2" Tube-25cm

W 0.8kg 1.76lbs **max** 6kg 13.2lbs

Pumping vacuum suction cup with fixed dia. 2" (51mm) aluminum tube which offers an excellent support arm for connecting mounting gears like couplers or anything which can be mounted on the 2" (51mm) tube. (Supplied w/Blue pad protector)



KSC-09 Suction Cup w/ 2" Tube-50cm

W 0.6kg 1.32lbs **max** 3kg 6.6lbs

Pumping vacuum suction cup with fixed dia. 2" (51mm) aluminum tube with 19.7" (50cm) which offers an excellent support arm for connecting mounting gears like couplers or anything which can be mounted on the 2" (51mm) tube. (Supplied with pad protector)



YOUTUBE
KUPU PUMPING VACUUM
SUCTION CUP
(KSC-14)



W 140g 5oz 7kg 15.4lbs **max**

W 140g 5oz 7kg 15.4lbs **max**

KSC-14 3" (7.62cm) pumping suction cup with 1/4"-20 thread x 5/8" length and plate

KSC-16 3" (7.62cm) pumping suction cup with a fixed 5/8" (16mm) baby pin

Pumping suction cup is providing a great temporarily mounting solution for lightweight lighting, video camera or sound recording equipment on smooth and nonporous surface. (Supplied with yellow pad protector)



W 0.3kg 0.66lbs **max** 22kg 48.5lbs

KSC-13R 4.5" (11.43cm) pumping vacuum suction cup with 3/8"-16 thread x 5/8" length.

Pumping suction cup is common use for car shots in conjunction with camera ball head. The block is tapped 3/8"-16 threads x 6 around 3 sides which offer flexible and low to surface mounting option. (Supplied with yellow pad protector)



KSC-100R 10" Vacuum Suction Cup w/ Heavy Duty Camera Bracket **W** 6kg 13.2lbs **max** 15kg 33lbs

10" pumping suction cup equipped with a heavy duty camera bracket which is angle-adjustable and a ball leveling head is also included. This provides a stable platform to support all professional motion picture cameras. The 3/8" (10mm) slot on top of the mounting plate allows connecting with a variety of sliding base plates. Unique mechanical interlocking device makes it a snap for car mount from hood to side-door. (Supplied with pad protector)



A few strokes of the plunger allows cup to mount securely on the surface.




Press the release mechanism to refill air in the evacuated space and then the vacuum cup detaches completely.



KSC-102 10" Vacuum Suction Cup w/ Cheese Plate **W** 2.5kg 5.5lbs **max** 15kg 33lbs

10" pumping suction cup equipped with an aluminum cheese plate drilled with 3/8" (10mm) holes. Ideal for rigging cameras or lighting fixtures on cars or any smooth non-porous surface. A red-line indicator warns if there is any vacuum loss. (Supplied with pad protector)



KSC-106 10" Suction cup with Cheese Plate & 1-1/2" (48mm) Starter **W** 3.9kg 8.5lbs

10" vacuum suction cup with standard 3/8" holes round cheese plate and two 1-1/2" starters. Primarily designed to mount cameras and lighting equipment to cars. Features two 1-1/2" starters, 3-1/2" (9cm) long, which allows it to fit for 1-1/2" (48.3mm) Speed-Rail systems. Supplied with pad protector.



KSC-EV30 Mini Electric Vacuum Pump for 10" Suction Cup **W** 150g 5.3oz

Kupo Mini Electric Vacuum Pump is special designed for converting your Kupo 10" suction cup into automatic pump from manual with ease. Simply pressing the button, the automatically vacuum pump is activated that allows you to fast attach it on any nonporous surface. Features a built-in 2000mAh Lithium battery with high energy density for two hours operating after the battery is fully charged. The battery charger and 100 cm Type C cable are included. Size: 16cm (Length) x 28mm (Diameter)



KCP-656

2" Coupler w/ Heavy Duty Ball Head **W** 1.3kg
2.8lbs

Features three 3/8"-16 female threads on the bottom of the steel ball head which allows it to be mounted on any standard cheese plate with ease and convenience. Coupler equipped with the steel ball provides a 2" (48-51mm) tube with a excellent mounting solution to extend the range of car mount kits.



3/8"-16 thread female

3/8"-16 thread male



YOUTUBE
KUPU SUPER RISER
(KCP-433)

KCP-433 Super Riser **W** 920g 2.03lbs **L** 27cm 10.7" **H** 43cm 17"

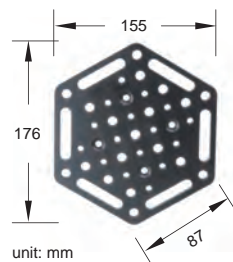
Constructed from black anodized aluminum, the extension riser includes one riser and two sections which come with a 3/8"-16 thread male stud in one end and a 3/8"-16 thread female in the other. Plus a heavy duty metal ball head with a 3/8"-16 thread male stud and a 3/8"-16 thread female in the base. Designed primarily to precisely position the camera in almost any desired position with the height-adjusted column and the ball joint adapter which is good for car mount shooting. The height can also be extended from 27cm (10.7") to 43cm (17") and can be locked with the die-casting aluminum wing locking knob.



KS-0406 Hex Cheese Plate



W 360g
12.7oz



An 8mm thick aluminum alloy plate with black anodized finish, primary designed for mounting on Kupo 6" (or 5") suction cup with supplied screws and spacers. Features strap slot alongside the hex plate edge makes it an ideal support point to fasten the straps for car mount rigging. Those 1/4"-20 & 3/8"-16 female threaded and twelve through holes are with 1" center-to-center spacing for match-up to any one inch center grip cheese plate also allows you to mount a variety of video or lighting equipment.




KS-508 3" Aluminum Tube w/ Double 3/8" Female Threaded

W 190g
6.7oz

KS-525 10" Aluminum Tube w/ Double 3/8" Female Threaded

W 480g
16.9oz



3/8" female threaded, spaced every 1/2".

Constructed from aluminum alloy, these 1-7/8" (O.D.) 48mm x 3"(80mm) long and 1-7/8" (O.D.) 48mm x 10"(254 mm) long tubes are primarily designed for vehicle rigging. It comes with double 3/8"-16 female threaded allowing it to mount on suction cup with 3/8"-16 male threaded or any equipment that comes with 3/8"-16 male threaded.

Kupo Professional DSLR Vehicle Mount Kit has been designed with medium size cameras in mind. A 6" suction cup with angle adjustable camera bracket will securely mount a DSLR, supported by 5 suction cups with the solid arms & adjustable knuckles. Additionally, this kit includes a hard case that protects all the equipment for storage, protection and transportation.

KSC-60 Camera Car Mount Kit for DSLR included:

1. KSC-101 x 1 Suction Cup 6" For Video Camera
2. KSC-04 x 5 Suction Cup 6" W/ Fixed 16mm Male Baby Pin
3. KCP-290B x 10 Gag Grip Head 2-1/2"
4. KSC-PIN x 1 Camera Support Adapter
5. KS-225 x 2 16mm Dia. Tube Length 20" (50cm)
6. KS-245 x 3 16mm Dia. Tube Length 40" (100cm)
7. KSC-CASE-A x 1 Hard Case



Exterior Size:
1278(L) x 340(W) x 35(H)mm
Weight: 22.6kg (50lbs)



Kupo car mount kit for action camera is primary designed for securely attaching your action camera on vehicle with ease and convenience. Four 3" suction cups supplied allows you to easily set up support points on the car door, hood or windshield with a few strokes of the plungers. The various combinations of double socket arms and ball joints makes it effortless to position your action camera in any place for car mounting rigging. Customized hard case also provided to gives the greatest protection to your action camera car mount kit.

KSC-430 Car Mount Kit for Action Camera:

1. KS-422 x 4 Ball Head With 1/4"-20 Female Thread 3" Suction Cup
2. KS-474 x 7 Die Casting Double Socket arm W/ Knob
3. KS-420 x 3 3" Extension Arm With Double Balls for Super Knuckle
4. KS-404 x 4 Ball Head With 1/4"-20 Male Thread
5. WR-13 x 1 Customized Hard Case



Kupo's car rig shot kit is designed for automotive photographers for the most effective way to rig shot for capturing a car in motion and blur effects. Not only is the sense of speed achieved but the interesting angles that would be nearly impossible in panning or tracking makes this rig shot a great tool for automotive photographers.



KSC-400K Car Rig Shot Kit Includes:

1. KSC-400M x 3 Carbon Fiber Tube - Male 2" tube size w/ 1.2 M length
2. KSC-400F x 1 Carbon Fiber Tube -Female 2" tube size w/ 1.0 M length
3. KSC-SP01 x 3 Button Handle Quick Release Ball Safety Pin
4. KCP-842B x 2 Burger Coupler w/ Baby Receiver
5. KSC-06 x 2 Suction Cup W/ Swivel Baby Pin
6. KCP-700B x 1 Convi Clamp
7. KS-CB01 x 1 Camera Bracket
8. KCP-101W x 1 Max Arm
9. Carry bag x 1



YOUTUBE
CAR RIG
SHOT KIT

The kit features a set of carbon fiber tubes which is half the weight and much stiffer than aluminum tubes. The Length is extendable from 1M(3.28ft) to 4M(13.12ft) by assembling 3 male and one female carbon fiber tubes. Three quick release bottom safety pins are also supplied to keep the tubes locking within seconds. The best mounting solution for an automobile is provided with two superior 6" pumping suction cups. Two burger couplers with the 16mm female are designed for efficiently connecting the assembled tube and suction cups. The shooting gear includes Max arm, Convi clamp and camera bracket, giving the most flexible movement and precise position for car shooting. All equipments is well stowed in the built-in lid organizer of the zipped carry bag which is made from reinforced double Ply Nylon to ensure optimal impact protection for the kits.



Applications:



The Kupo hostess tray kit is primary designed for perfectly sliding a stainless steel plate less than 1.0mm thickness into the framework between rubber seal and window of vehicle for building up an aluminum cheese plate (14" x 20") which can mount a camera or holding other equipment. To ensure the stability of tray, the offset support can be easy set up from the combination of suction cups, grip heads and 5/8"(16mm) baby stainless steel rods. Two safety rope ratchets are also included to make sure the tray won't be popped out when hooked around from window and suction cups. In addition, this simple set up provides a great operating environment where you can get in and out of the vehicle without the inconvenience of dismounting the tray.



KSC-280K Hostess Tray Kit

1. Hostess tray x 1
2. KSC-04: 6" suction cup w/ a 5/8" (16mm) baby pin x 2
3. 5/8" (16mm) baby pins w/ nut and washers x 2
4. 5/8" (16mm) stainless rods w/ 1/2"-13 screw and thread x 6
5. KCP-290B: Gag grip head 2.5" x 2
6. KCP-200: Grip head 2.5" x 2
7. RS-RR1408: Rope ratchet strap x 2



RS-RR1408 Rope ratchet tie down

The rope is braided by polyester which is 1/4"(6.35mm) in diameter and 8 feet (2.4M) in length allows you to effortlessly tie down your equipment with ratchet device to reduce vibration and provide excellent stability for car mount shooting.



KS-191 5/8"(16mm) Stainless Steel Rod w/ 1/2"-13 Screw & Thread

The 10"(25.4cm) long stainless steel rod is designed to extend the range of car mount kits.





RS-RS2551 Ratchet Strap w/ Flat Hook

The black webbing ratchet strap comes with flat hooks and is 25mm in width and 5 M in length which is primary designed to secure your car mount rig in position with the strap hooked on the car.
Length: 25mm(W) x 5M(L)



RS-RS2530 Car Mount Ratchet Strap

The ratchet strap comes 25mm in width and 3M in length which is the ideal solution when you need to tie down your equipment to reduce vibration and provide excellent stability for car mount shooting. Features an aluminum pin (70mm in length and 18mm in diameter) attached on the strap which designed to be an anchor point inside the side door, hood and trunk for the strap to be securely fastened up and without worry about the painting of your vehicles. There's 3/8"-16 threaded in each end of the aluminum pin that allows you to have additional car mount support.



KCP-654

2" Coupler w/ Swivel Mounting Camera Plate

W 1.85kg
4.07lbs

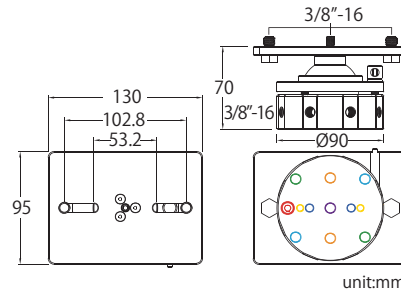
Constructed from heavy-duty steel ball head engineered with camera mounting plate and aluminum coupler for 2" (48-51mm) tube, this gizmo provides a great mounting solution to your video camera for fast and easy car mount rigging. The camera plate has standard hole pattern with threaded bore and slots allowing dovetail slide plate or camera to apply on it directly. The ratchet handle together with ball head gives the greatest ability to adjust camera in any desired position. High tensile-strength aluminum coupler is made to fasten on 2" (48-51mm) tube and offers the greatest flexibility for the set to move around while different circular angle is required.



H 70cm
2.76"
W 30kg
66lbs
W 1.25kg
2.75lbs


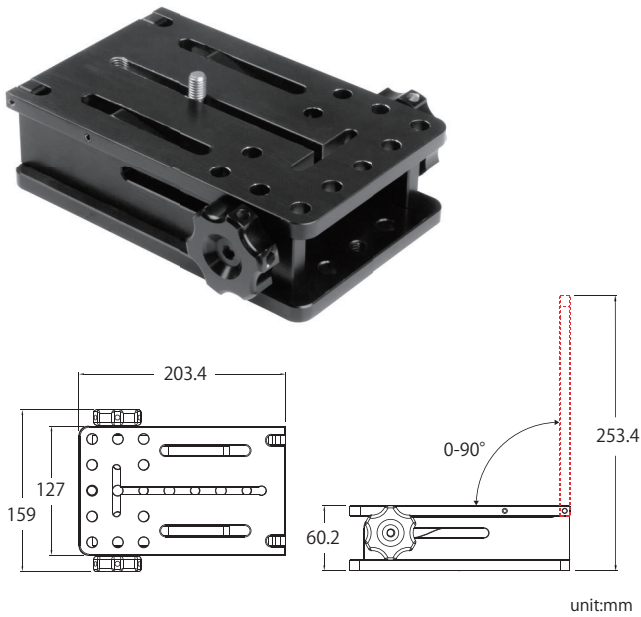
KSC-175 Low Position Leveling Base (70mm)

Kupo Low position leveling base, made of machined black anodized aluminum, is 70mm high with 30° inclination that makes it ideal for car mounts & cameras rigs. The tapped threads and pattern allowing you to mount it on a tripod, cheese plate, couplers and Mitchell plate with tie-down adapter. Tapped with 3/8"-16 x 8 lateral female threads around the base for adding support pin. The leveling base can be locked easily and securely in position with one locking Tommy bar. Two stainless steel 3/8" - 16x 8/5"(L) bolts is included for mounting the camera QR plate and one detachable 1/4"-20 screw is included for small camera mount when it is necessary.



- 3/8"-16 spacing 3"
- 3/8"-16 spacing 3"
- 1/4"-20 spacing 2"
- 3/8"-16 spacing 2"
- Dia.10mm located bold for cheese plate
- Center 3/8"-16 Thread
- For KCP-831THA or KCP-831THA-T located pin (see P.184)





KSC-200 Camera Wedge Plate **W** 1.94kg / 4.28lbs

Made of machined aluminum with black anodized finish, this camera wedge plate allows you to effortlessly adjust camera mounting angle from 0~90 degree with the knobs. Features threaded 3/8"-16 holes in its base spaced 1" apart, complying with Motion picture industry standards. A metal made camera tie down knob is attached for easily getting camera mounted on the plate.




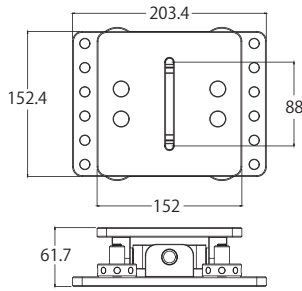
KSC-130 Mini Camera Ball Leveling Head **W** 0.9kg / 2lbs **max** 9.5kg / 21lbs

Mini version of KSC-140 which also constructed from solid 3/8" thick aluminum plate with 6"(152mm) x 5"(127mm) comes with a sturdy dia. 45mm ball head and tightening knob allowing it to mount camera on car door mount (hostess tray) or hood mount with ease and convenience.



KSC-140 Universal Camera Ball Leveling Head **W** 2kg / 4.4lbs **max** 34kg / 75lbs

Features one dia. 55mm solid ball head and tightening knob allows you to quickly lock your camera's position with ease and convenience. The base is made of 3/8" thick aluminum cheese plate measures 8"(203mm) x 8"(203mm) and comes with the industrial standard 3/8" holes, spaced every 1". The top mounting plate comes with a 3/8"(10mm) slot (100mm in length) allowing it to use a standard ARRI Sliding Base.



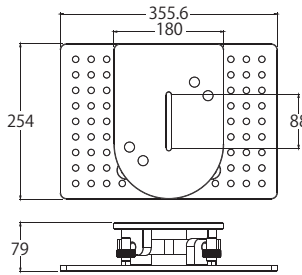


KSC-150
Mini 4-Way Leveling Camera Mount

W 2.1kg unit:mm
4.62lbs

- Base plate measures: 6" (152mm) x 8" (203.4mm)
- Top plate measures: 6" (152mm) x 6" (152mm)

Machining 6061 aluminum with superior black anodized finish, Kupo mini 4-way leveling head designed for easily mounting the camera to the plate with the 3/8" slot. Features the 4-way leveler which is a balancing tool allows you to easily adjust tilt and horizontal position of camera. Also those through holes on the knob can be tighten with tool to help ensure stability once the right position is reached.


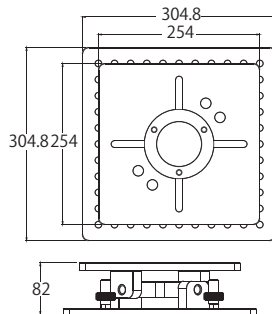


KSC-160
4-Way Leveling Camera Mount

W 4.1kg unit:mm
9lbs

- Base plate measures: 10" (254mm) x 14" (355.6mm)
- Top plate measures: 7" (180 mm) x 10" (254mm)

Made from CNC precision machining 6061 aluminum with superior black anodized finish, Kupo 4-way leveling head designed for easily mounting the camera to the plate with the 3/8" slot. Features the 4-way leveler which is a balancing tool allows you to easily adjust tilt and horizontal position of camera. Also those through holes on the knob can be tighten with tool to help ensure stability once the right position is reached.

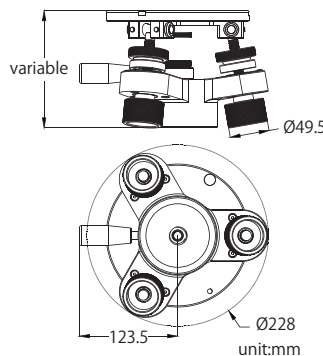


KSC-170
Mitchell 4-Way Leveling Camera Mount

W 5kg unit:mm
11lbs

- Base plate measures: 12" (304.8mm) x 12" (304.8mm)
- Top plate measures: 10" (254mm) x 10" (254mm)

Made from CNC precision machining 6061 aluminum with superior black anodized finish, Kupo Mitchell 4-way leveling head designed for easily mounting the camera to the plate with Mitchell mount. Also those through holes on the knobs can be tighten with tool to help ensure stability once the right position is reached.



KSC-300 Euro to Mitchell 3-Way Leveler

The Kupo Euro to Mitchell 3-Way Leveler is constructed from precision black anodized aluminum with stainless steel threads allows you to have a fast and fine tune for leveling heavy camera setup. It features a EURO female mount with a quick action lever w/M12 bolt on the base which makes it quick mount for top or upside down for any Euro male adapter related gear into it. The standard Mitchell female plate is on the top for mounting cameras with Mitchell base adapter.



W 4.9kg
10.78lbs

KSC-320 4 Way Leveling Mitchell Camera Riser

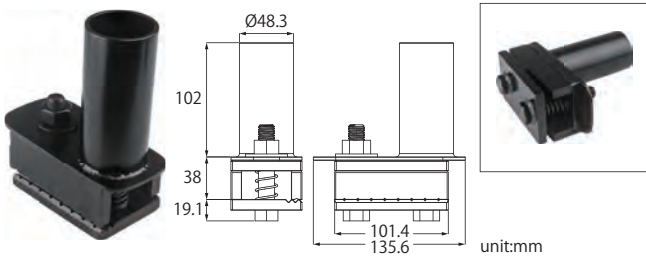
The Kupo 4 Way Leveling Mitchell Camera Riser is constructed from precision black anodized aluminum with knurled screws allows to easily position the camera platform to the desired level in two planes for your heavy camera setup. Features a standard Mitchell mount for accommodating your own equipment with Mitchell compatible rigs.



W 4.9kg
10.78lbs

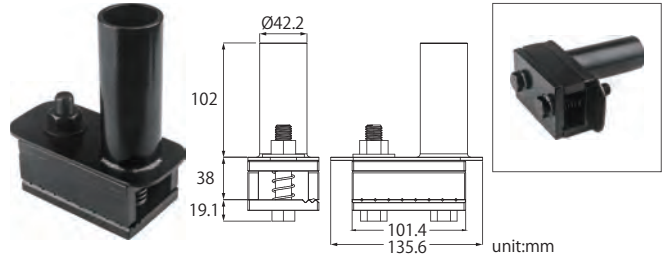
KSC-340 4 Way Leveling Euro Camera Riser

The Kupo 4 Way Leveling EURO Camera Riser is constructed from precision black anodized aluminum with knurled screws allows to easily position the camera platform to the desired level in two planes for your heavy camera setup. Features a standard EURO mount for accommodating your own equipment with EURO compatible rigs.



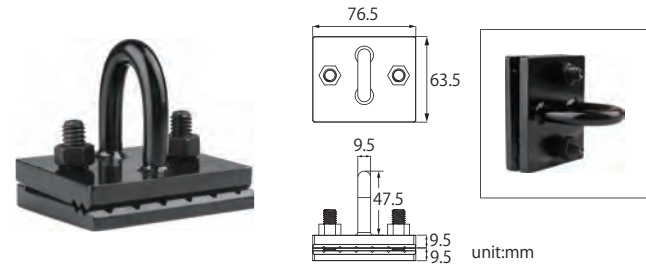
KS-382 Steel Single Pinch Clamp With 1-1/2" Starter

W 2.1kg
4.62lbs



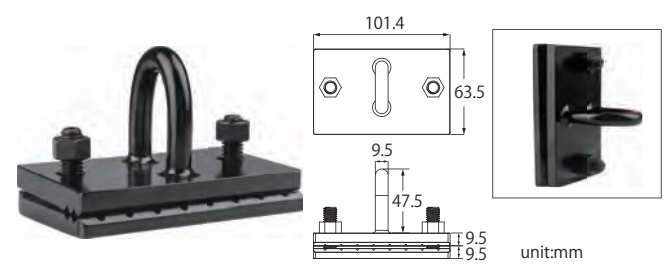
KS-384 Steel Single Pinch Clamp With 1-1/4" Starter

W 2.1kg
4.62lbs



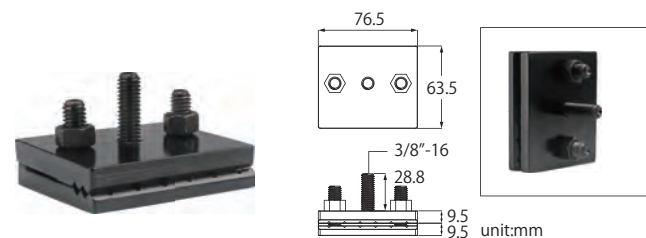
KS-377 Steel Pinch Clamp Die-down

W 720g
1.68lbs



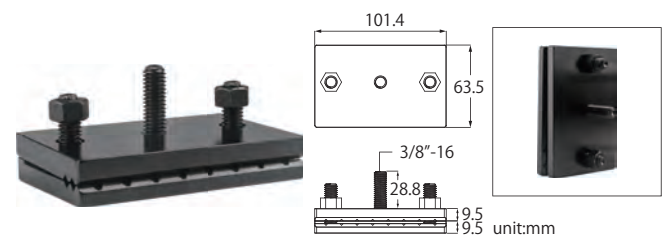
KS-379 Steel Wide Pinch Clamp Die-down

W 1kg
2.2lbs




KS-376 Steel Pinch Clamp With 3/8"-16 Male Thread

W 600g
1.45lbs




KS-378 Steel Wide Pinch Clamp With 3/8"-16 Male Thread

W 920g
2.02lbs



KS-372 Stainless Steel Mini-Flat Body Starter With 3/8"-16 Male Thread (Set of 2)

W 70g
2.4oz




KS-374 Stainless Steel Body Starter With 3/8"-16 Male Thread (Set of 2)

W 125g
4.4oz



KS-370 Stainless Steel Round Body Starter With 3/8"-16 Male Thread (Set of 2)

W 65g
2.3oz



Angle adjustment for the coupler in every 45 degree



Great for car rigging on the vehicle comes with a 2" hitch



KS-236 Trailer Hitch Adapter for 2" Tube **W** 4.4kg / 9.68lbs

Machined from solid aluminum block with black anodized finish, the Kupo Trailer Hitch Adapter measured in 2"(5cm)X2"(5cm)X18.9" (48cm) allows you to securely mount additional car rigging equipment on any vehicle comes with a 2" hitch. Two 1/2"-13 bolts & nuts instead of a traditional hitch pin ensure a strong and reliable connection without any wobble or sway. Two black couplers with located pin are included can be securely attached on the adapter with the 3/8"-16 hex socket countersunk screw (supplied) to effortless connect any 2"(48~51mm) tubes. Features eight located holes around the 3/8"-16 female threaded allow you to have an angle adjustment for the coupler in every 45 degree. The additional eight 3/8"-16 female threaded are drilled in a row on the both sides provides for connecting any rigging equipment comes with 3/8"-16 male threaded. Measurement: H: 2"(5cm)X W: 2"(5cm)X L: 18.9" (48cm)



◀ Kupo Speed Rail Shim (KS-257) is an optional accessory that allows your 2" coupler to be perfectly mounted on 1-1/4"(42.2mm) tube.

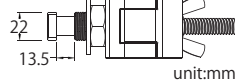
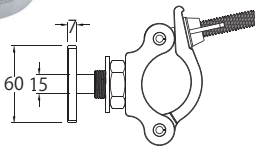
KCP-831THA 2" Coupler w/ Located Pin for Trailer Hitch Adapter **W** 520g / 1.2lbs

Constructed from 6061 aluminum with black anodized finish, this 2" coupler features a pair of located pins allow mounting on Trailer Hitch Adapter (KS-236).



KCP-831THA-T 2" Coupler w/ Located Pin for Trailer Hitch Adapter **W** 520g / 1.2lbs

Constructed from 6061 aluminum with black anodized finish, this 2" coupler features a T-handle and a pair of located pins allow mounting on Trailer Hitch Adapter (KS-236).



KCP-831TBN Coupler with Truck Bed Rail Slot Nut **W** 850g / 1.9lbs


Constructed from a 2" aluminum coupler comes with a solid chromed steel slot nut allows you to easy mount a 2" coupler on the truck bed rail system for a variety of car rigging. The size of slot nut is measured in 60mm (L)x 22mm (W)x 7mm (T) which is tailored for 2020 Toyota Tundra pickup bed rail system.



KCP-831B-RS Rubber Stopper Coupler **W** 1.6kg / 3.52lbs

Made by sturdy and lightweight aluminum, the 2" (48~50cm) coupler equipped with 45 degree rubberized tube as a stopper which is perfect for both the top and bottom of the Flowcine Black Arm. Recommended for use with Extension Blocks or for off-road applications. (Set of 2)

Black Arm is a registered trademark of Flowcine



KS-216 Tow Hook Stud **W** 550g / 1.21lbs

Constructed from aluminum the dia. 50mm tube comes with a M16 male threaded, washers and nut designed for mounting on the car's tow eye bolt. The tow hook stud offers an excellent rigging point for connecting mounting gears like couplers or anything which can be mounted.

Note: M16 screw nut fits a 24mm wrench socket.

U-Grip series is professional quality mounting gears specially designed to give your car mount extra stability and eliminate vibration for your camera or lighting. The variety of U-Grip gears made of CNC aluminum alloy with black anodized finish make it extremely easy to precisely position your camera or light at any angle you need. An ideal solution for a variety of mounting applications.



KCP-190 **W** 265g 9.3oz Application: U-Grip series

1.9" Gag Grip Head for 5/8" (16mm) Tube
Kupo Gag Grip head is constructed from solid aluminum alloy with black anodized, features dia.1.9" (48mm) compact size and super lightweight. It's a mini version of 2.5" grip head that can still secure two 5/8" (16mm) tubes at any angle with one ratcheted handle especially designed for car mount shooting or any mounting requirement in movie, television and photographic production industries.



KCP-192 U-Grip head (1.9" Grip Head) **W** 200g 7oz

Constructed from CNC aluminum alloy makes the U-Grip head durable and lightweight. The 1.9" (48mm) U-Grip is the mini version of 2.5" grip head that is a compact size that allows more flexible operating space and is ideal for storage or transportation. Features a 360 degree swivel 5/8" (16mm) receiver which can be locked down with the aluminum die-cast knob. All black anodized surface treatment.



W 180g 6.3oz

KCP-193 1.9" Gag Grip for 5/8" (16mm)
Constructed from solid alloy with black anodized finish, the Kupo 1.9" Gag grip adapter with one opened jaw clamp allows you to have a 5/8" (16mm) rod to be joined and while another rod is fixed.



KCP-194 5/8" (16mm) Lockable Swivel Rod Clamps **W** 100g 3.5oz

The function is as the same as KCP-192 round U-Grip head but in a square shape. It also comes with center jaw which for 5/8" (16mm) rod allows a 360 degree swivel. The ratcheted handle is designed to lock rod simultaneously with one clamping action.



W 90g 3.2oz

KCP-196 Multi 5/8" (16mm) Receiver Connector
Constructed from CNC aluminum alloy, this rectangular connector comes with two 5/8" (16mm) holes in each lateral face and a 3/8"-16 set screw in each base, allowing it to have a variety of combinations with any rods of 5/8" (16mm) in diameter.



W 190g 6.7oz

KCP-198 Dual Multi 5/8" (16mm) Receiver Swivel Connector
Combination of two multi 5/8" (16mm) receiver connectors with 3/8"-16 set screws and a stainless 5/8" spigot which allows a 360 degree swivel. The 5/8" spigot has a 3/8"-16 female threads on each end which allows you to mount any equipment that comes with 3/8"-16 male thread.



W 190g 6.7oz

KS-111 5/8" (16mm) Adapter For 3/8" (F) To 3/8" (M)
This extruded aluminum 5/8" (16mm) adapter, is 70mm in length, which has 3/8"-16 female threads on each end and one 3/8"-16 male to 3/8"-16 male adapter in one end. Great for connecting to any equipment that comes with 5/8" (16mm) receiver, 3/8"-16 threaded male or 3/8"-16 thread female.



KS-186 Round Stud 3/8"-16F & 3/8"-16F
Stainless steel 5/8" (16mm) round adapter comes with 3/8"-16 female threaded in each end.



KS-240 Headrest Mounting Bracket **W** 0.6kg / 1.32lbs

Kupo Headrest Mounting Bracket is built by aluminum extrusion bar in black anodized, there are total 16pcs x 3/8"-16 Anti-twist threads and 5pcs x 1/4"-20 threads on a Nato track and another 5pcs x 3/8"-16 threads on vertical which enable the various accessories such as monitor, recorder, wireless, focus unit and clamp to be mounted on a car's headrest. The bracket is 42cm length can fit most of headrest with 2 bars and 3/8"-16 female threads on each end which you may connect with another bracket through a double end 3/8"-16 male adapter (KS-128) when it is necessary. The supplied 2 clamps can lock the post size from 10~11mm or 12~13mm, slide it into the track of bracket to make an ideal rigging position.



KS-340 Connecting Set for Headrest Mounting Bracket **W** 0.06kg / 0.13lbs

The smart gadget included a steel-made connecting bar measured in 10cm allows you to easily extend your headrest mounting bracket by tightening two screws inside the T-slot of the bracket respectively. The L-shaped aluminum corner comes with two T-nuts is also able to be connected with two headrest mounting bracket in the L-shaped to meet the different mounting requirement.



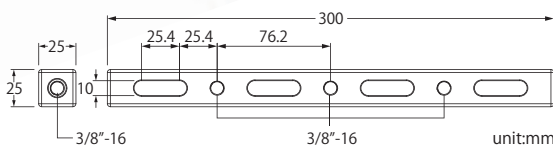
KCP-901BB
Coupler With Baby Pin for Tube Dia. 2"(48~51mm)

Aluminum clamp with 5/8"(16mm) baby pin 70 mm length tapping with 3/8"-16 thread on tip.



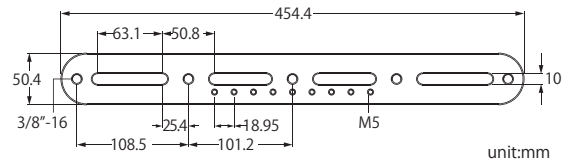

KCP-0401BB
Coupler With Baby Pin for Tube Dia. 35~40mm

Aluminum clamp with 5/8"(16mm) baby pin 70 mm length tapping with 3/8"-16 thread on tip.



KS-612
One Foot Long Cheese Bar (Set of 2) **W** 350g / 12.34oz

Precise machined aluminum with black anodized finish, One foot long (30cm) bar tapped with 3/8"-16 thread x 3 around 4 sides and one for each end. 1" slot x 16 around the bar allows flexible rigging point for car, motorcycle and bike or any other camera mounting needs. Dimension: 30cm(L)X2.5cm(W)X2.5cm(H)



KS-614 45cm Mounting Plate w/3/8"-16 & M5 threads (Set of 2) **W** 545g / 19.2oz

45cm long and 10mm thick aluminum plate tapped with M5 x 9 and 3/8"-16 x 4 threads. There are 4 slots allows flexible rigging point for standard 3/8"-16 bolts. It is useful gadget for car, motorcycle and bike or any other camera mounting needs. Dimension: 45cm(L)X5cm(W)X 0.1cm(T)



KHM-112 Hood Mount Plate Bracket Set for 1-1/2" Schedule 40(48.3mm)

W 3.1kg
6.82lbs

KHM-114 Hood Mount Plate Bracket Set for 1-1/4" Schedule 40(42.4mm)

W 3.1kg
6.82lbs


Kupo Hood mount Plate Bracket set is constructed from solid steel with electro-deposition painting, it's specially designed to mount the industrial standard cheese plate on the pipe size for 1-1/2"(48.3mm) or 1-1/4"(42.4mm). There're two M10 set screws equipped on each pipe holder allows you to firmly tighten with tool to securely mount the bracket on pipe. It's an ideal hood mounting solution for cheese plate and industrial pipes for car shooting on set.



KCP-830CP Coupler for Cheese Plate

W 0.52kg
1.2lbs

Slim type half coupler for tube dia.2"(48~51mm) with a 3/8"-16 threaded female & stainless steel bolt.



W 0.2kg
0.44lbs

KCP-860CP Nugget Coupler for Cheese Plate

Nugget coupler for tube dia.32~38mm with a 3/8"-16 threaded female & stainless steel bolt.



3/8"-16 Female

KCP-830CB

Coupler With 3/8"-16 Thread Female

W 0.36kg
0.8lbs

Made by sturdy and lightweight aluminum, the 2" (48~50mm) slim type coupler comes with a 3/8"-16 threaded female allows you to attach any lighting, video and camera accessories comes with a 3/8"-16 threaded male.




W 0.3kg
0.66lbs

KCP-830RB

Slim Type Half Coupler With Rubber Bumper

Made by sturdy and lightweight aluminum, the 2" (48~50mm) slim type coupler attached with a rubber bumper that allows you to use as a bracing support to any unbalanced equipment mounted on any pipe with O.D. from 48mm~50mm.



KS-278 Cheese Plate Baby Adapter

W 1.9kg
4.2lbs

Double Flat plate with two 3/8"-16 female threads (spaced 1") and bolts can be fixed on standard cheese plate with 5/8" baby pin in a horizontal position.

CHEESE PLATE

Constructed from a CNC made aluminum, the plate with holes is used as a multipurpose utility bracket for various film related accessories. Specially design for mounting related accessories to cameras, monitors and lighting. It comes with the industry standard 3/8" holes, spaced every 1". The four corners are counter-sunk 82 degrees on one side.



YOUTUBE
KUPO CHEESE PLATES
(KS-1212, KS-7510,
KS-6011 & KS-5520)



KS-1212
 12" x 12" x 3/8" Square Cheese Plate

W
 2.42kg
 5.33lbs



KS-7510
 7.5" x 10" x 3/8" Rectangle Cheese Plate

W
 1.3kg
 2.86lbs



KS-5520
 5.5" x 20" x 3/8" Rectangle Cheese Plate


W
 1.9kg
 4.2lbs



KS-6011
 6" x 11.5" x 3/8" Rectangle Cheese Plate


W
 1.2kg
 2.64lbs

Constructed from CNC machined aluminum, the cheese plate comes with plenty of industry standard 3/8" mounting holes, spaced every 1". Features a Mitchell center allows for mounting cameras with Mitchell base tripod heads.



KS-1014M
 10" x 14" x 1/2"
 Mitchell Cheese Plate

W
 2.63kg
 5.8lbs




KS-1010M
 10" x 10" x 1/2"
 Mitchell Cheese Plate

W
 1.88kg
 4.15lbs



KS-1212M
 12" x 12" x 1/2"
 Mitchell Cheese Plate

W
 2.7kg
 5.95lbs



KS-2439CS Car Seat to Cheese Plate Camera Mount **W** 1.8kg / 3.96lbs

The car seat to cheese plate is designed for in-car camera mounts that allows you to shoot from inside a moving car. Made by L-shaped cheese plate measures 3.9"(10cm) x 13.77"(35cm) on the long leg with 1/4" and 3/8" holes and 2.4"(6cm) x 13.77"(35cm) on the small leg which is equipped with latches to securely mount on the ISOFIX car seat fast and easily.



KS-0606L L-Cheese Plate **W** 1.2kg / 2.6lbs

L-cheese plate measures 6"(15.2cm) x 6"(15.2cm) with 3/8" holes on each leg. Thickness: 0.39"(10mm)



KS-3139L Midi L-Cheese Plate **W** 0.8kg / 17.6lbs

Midi L-cheese plate measures 3.9"(10cm) x 7.48"(19cm) on the long leg with 3/8" holes and 3.1"(8cm) x 7.48"(19cm) on the small leg with 3/8" holes. Thickness: 0.236"(6mm)



KS-2439L Mini L-Cheese Plate **W** 50g / 1.76oz

Mini L-Cheese plate measures 2.4"(6cm) x 1.96"(5cm) on the long leg with 3/8" & 1/4" holes and 3.9"(10cm) x 1.96"(5cm) on the small leg with 3/8" holes. Thickness: 0.236"(6mm)



KS-1016C L-Cheese Plate w/ Camera Bracket **W** 1.6kg / 3.5lbs

L-cheese plate measures 16"(40.6cm) x 4"(10.16cm) on the long leg with 3/8" holes and 10"(25.4cm) x 4"(10.16cm) with camera bracket & 3/8" holes. Thickness: 0.39"(10mm)



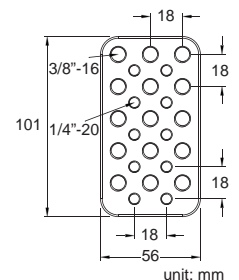
KS-2439C Mini L-Cheese Plate w/ Camera Bracket **W** 30g / 1.05oz

L-Cheese plate measures 2.4"(6cm) x 1.37"(3.5cm) on the long leg with camera bracket and 3.9"(10cm) x 1.37"(3.5cm) on the small leg with 3/8" & 1/4" holes. Thickness: 0.236"(6mm)



KSC-106CP Round Cheese Plate **W** 500g / 17.6oz

7" (178mm) round cheese plate for 10" suction cup.



KS-3922 Mini Mounting Plate **W** 190g / 6.7oz

A precision machined multiple threaded aluminum plate with 3/8"-16 x 15pcs and 1/4"-20 x 10pcs holes. It's good for mounting monitor and video transmitter within the same plate while works with articulated arm or universal light stud. L:3.97"(100mm) W:2.2"(56mm) T:0.236"(6mm)



KS-689 Mitchell Threaded Collar w/
Counter Sunk Through Hole

KS-690 Mitchell Threaded Collar

W 200g
7.05oz

Constructed from precision CNC aluminum, this 2-3/4"-12 Mitchell threaded collar comes with a pair 3/8"-16 and a pair 1/4"-20 female threaded bores with 1" center-to-center spacing for match-up to any one inch center grip cheese plate. Additionally a pair M7 and a pair M10 through holes are drilled along the edge for bolts to fasten. An ideal hardware for mounting your own equipment with Mitchell compatible rigs.



KS-691 Mitchell Castle Nut **W** 420g
14.8oz


Made by yellow zinc plated steel, this Mitchell castle nut comes with four stainless steel spacers as well as four 1/4"-20 steel hex screws, 1 inch in length, for the connection convenience. Internally threaded for easy locking by hand or the wrench.



W 620g
21.8oz

KS-692 Mitchell Threaded Collar & Castle Nut

The combination of industry standard Mitchell Threaded 2-3/4"-12 Collar and Castle Nut. Designed for mounting numerous accessories on to any Mitchell base. Mitchell threaded collar and castle nut are both included.



KS-693
Complete Mitchell Threaded Collar, Castle Nut & Round Plate **W** 1.1kg
2.4lbs

The complete set includes Mitchell Threaded 2-3/4"-12 Collar, Castle Nut and Round Mitchell plate. Designed for mounting numerous accessories on to any Mitchell base.



KS-258
Mitchell Round Mounting Plate
w/1-1/8" (28mm) Junior Receiver

W 2kg
4.4lbs

Chrome plated steel made adapter mounted on the round plate which allows you to assemble with Mitchell thread collar and have a 1-1/8" (28mm) junior receiver.



KS-260
Mitchell Round Mounting Plate w/ Receiver For 1-1/2" Schedule 40 (48.3mm) Pipe

W 2.8kg
6.17lbs

Chrome plated steel made adapter mounting on the Mitchell round plate which allows you to assemble with Mitchell thread collar and have a receiver for 1-1/2"(48.3mm) pipe.



WS-229 Mitchell Wrench **W** 330g
11.64oz

Mitchell Spanner wrench is made from stainless steel which makes it sturdy and long-lasting tool. Features concentric holes lined up with Kupo Mitchell Castle Nut in various positions that allows you to easily tighten or remove the Castle Nut. Features a M12 size in the central handle that meet the common needs in the professional rigging industry.



KS-256 **W** 200g
7.05oz
Covert Mitchell thread collar to baby adapter

Steel adapter which allows you to screw into the center of Mitchell threaded collar and have a 5/8" (16mm) baby pin.



KS-198 1"-14T Hex bolt & Nut **W** 0.52kg
1.2lbs
1"-14T hex bolt with 2.5" length and nut for Mitchell collar center threaded hole.




KS-680

W 1kg
2.2lbs

Round Mitchell Plate w/ 3 Countersunk Holes

Made by precision CNC aluminum, the round Mitchell plate measures 7-3/4" (202mm) in diameter comes with three 3/8" countersunk holes is designed for having a Mitchell camera risers.




KS-683

W 950g
33.5oz

Round Mitchell Plate w/ 4 Countersunk Holes


Made by precision CNC aluminum, the round Mitchell plate measures 7-3/4" (202mm) in diameter comes with four 3/8" countersunk holes is designed for having a Mitchell camera risers.



KS-682 Cheese Plate Mitchell Hi-hat

W 3kg
6.6lbs

6" high Mitchell camera riser which is assembled by Mitchell female on top, 12" x 12" x 1/4" aluminum cheese plate on bottom and three solid aluminum rods measuring 20mm in diameter. It primary designed for using in place of traditional wooden hi-hat's.



KS-688

W 3.1kg
6.82lbs

100mm Hi-Hat with Cheese Plate

Kupo Hi-Hat works with any fluid head that has a 100mm ball base. 12" x 12" x 1/4" aluminum cheese plate on bottom and four 6" high solid aluminum rods measuring 20mm in diameter. It primary designed for using in place of traditional wooden hi-hat's.



KS-673 **W** 100g
3.5oz

3" camera riser post Dia.20mm aluminum w/ 3/8"-16 thread on both end (1 pc)

KS-676 **W** 200g
7oz

6" camera riser post Dia.20mm aluminum w/ 3/8"-16 thread on both end (1 pc)

KS-679 **W** 500g
17.6oz

12" camera riser post Dia.25mm aluminum w/ 3/8"-16 thread on both end (1 pc)



W 2.3kg
5.07lbs

KS-681 Camera Riser 3" (Mitchell to Mitchell)

3" high Mitchell camera riser which is assembled by Mitchell female on top, Mitchell male on bottom and three solid aluminum rods measuring 20mm in diameter.



W 2.8kg
6.17lbs

KS-684 Camera Riser 6" (Mitchell to Mitchell)


6" high Mitchell camera riser which is assembled by Mitchell female on top, Mitchell male on bottom and three solid aluminum rods measuring 20mm in diameter.



KS-685

Camera Riser 12" (Mitchell to Mitchell) **W** 4kg
8.8lbs

12" high Mitchell camera riser which is assembled by Mitchell female on top, Mitchell male on bottom and three solid aluminum rods measuring 25mm in diameter.



KS-687 **W** 9kg
19.8lbs

Mitchell to Mitchell Riser with Pipe Clamp Adapter

Mitchell camera riser which is assembled by Mitchell female on top, Mitchell male on bottom and four steel pipe holders on each side that allows you to have customized height with 1-1/2" schedule 40 (O.D. 48.3mm) pipes.



KPC-C38

Pipe Clamp Adapter w/ 3/8"-16 Female Threaded

Constructed from solid steel, this pipe adapter is suitable for 1-1/2" schedule 40 (48.3mm) pipe and features a 3/8"-16 female thread allows you to mount on the cheese plate or any equipment comes with 3/8"-16 male threaded. The sets screw equipped in the side-drilled hole for easy fixing the 1-1/2" schedule 40 (48.3mm) pipe on the adapter.



KS-660 Elemack/Euro starter (1/2"-13) **W** 0.68kg
1.5lbs

KS-660M Elemack/Euro starter (M12)

Constructed precise CNC machined aluminum, this Elemack male adapter comes with two 3/8"-16 female threads and a 1/2"-13 center female thread allows to mount Elemack attachments. The center female thread is 1/2"-13 for KS-660 and M12 is also available for KS-660M.



KS-662 Mitchell to Elemack/ Euro adapter **W** 2.4kg
5.3lbs
w/ Castle nut

KS-662M Mitchell to Elemack/ Euro adapter
w/ Castle nut (M12)

This adapter allows you to convert a mitchell base to Elemack easily.



KS-664 1-1/8" (28mm)
Junior Pin to Elemack/ Euro Adapter **W** 1.46kg
3.2lbs

KS-664M 1-1/8" (28mm)
Junior Pin to Elemack/ Euro Adapter (M12)

The 1-1/8" (28mm) junior chromed steel pin is weld with the round plate which surely mounted on the Elemack starter with two 3/8"-16 bolts. It allows you to use Elemack attachments from a combo stand or any other equipment comes with 1-1/8" (28mm) junior receiver.



KS-668
Sunrise Adapter **W** 1.93kg
4.25lbs

The Kupo Sunrise Adapter consists of a universal stand top and Elemack starter allows you to use Elemack attachment from any equipment comes with a 1-1/8"(28mm) junior pin.



W 1.4kg
3.08lbs

KS-661 Double Ended Elemack/ Euro Adapter (1/2"-13)

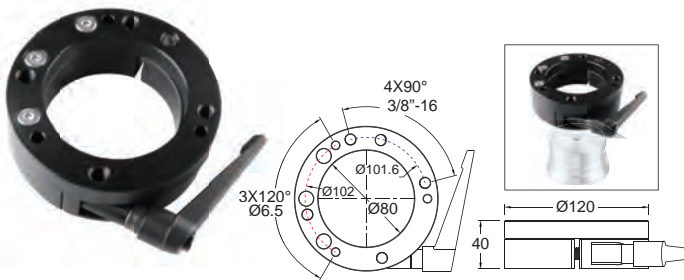
KS-661M Double Ended Elemack/ Euro Adapter (M12)

Made by CNC aluminum, this double ended euro adapter allows you to mount euro female adapter to have more combination for elemack mount equipment. The center female thread is 1/2"-13 for KS-661 and M12 is also available for KS-661M.



KS-650
Mitchell On Euro Female Adapter **W** 3.22kg
7lbs


Aluminum machined with black anodized finish, this 6" high Mitchell riser comes with standard EURO mount female that allows you to convert Mitchell mount to the industry standard EURO mount.



KS-667 Elemack / Euro Female Adapter **W** 0.7kg
1.68lbs

Aluminum machined with black anodized finish, this adapter allows you to quickly mount any Euro male adapter related gear into it. The top plate is tapping with 3/8"-16 x 4pcs and 1/4"-20 x 3pcs for mounting with cheese plate or camera riser ad compatible with leading grip manufacturers.

Made by precision machined aluminum, the Kupo Mitchell to Bowl Adapter allows you to use Bowl-based 75mm/100mm/150mm fluid heads with Mitchell-based gear into your tripod, dollies and other compatible equipment. No tool is required for effortless operation. All the Mitchell to Bowl Adapters comes with 5 pre-drilled countersunk holes allows you to setting up a Hi-Hat board or cheese plate.



YOUTUBE
KUPO MITCHELL
BASE TO BOWL
ADAPTERS
75MM(KS-657),
100MM(KS-658)
& 150MM(KS-659)



KS-657
 Mitchell to 75mm Bowl Adapter

W 1.24kg
 2.73lbs



KS-658
 Mitchell to 100mm Bowl Adapter

W 0.99kg
 1.98lbs



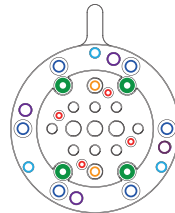
KS-659
 Mitchell to 150mm Bowl Adapter

W 1.55kg
 3.4lbs



KS-695 Gimbal to Mitchell Adapter

W 330g
 11.6oz



- MOVI PRO
- MOVI XL
- RONIN 2
- TILTA Gravity
- MITCHELL CHEESE PLATE
- MITCHELL Collar



This adapter is designed to mount your gimbal or remote head on to any female Mitchell mount. The pre-drill holes and threaded pattern allowing users to mount the gimbal like Ronin2, Movi XL, Movi Pro, Gravity to Mitchell plate. The adapter comes with a 3/8"-16 bolt when it is necessary to be a camera tie down knob as well.



KS-696
 Mitchell Mount With 2" Coupler

W 0.19kg
 0.42lbs

The black anodized aluminum round plate measured 100mm in diameter is designed for firmly mounting a 2" coupler (KCP-831THA) with two 3/8" countersunk flat head screw on Mitchell collar & castle nut. It allows to connecting a 2" pipe effortlessly with this coupler to a Mitchell base.



KS-697 Camera Tie Down

W 0.4kg
 0.88oz

Constructed from machined aluminum with black anodized finish, this Mitchell tie down included a dia. 100mm round plate and a stainless steel 3/8"-16 male thread knob that allows you to quickly and easily mount your gear or accessories to a Mitchell base.



KCP-254 Movi Speedrail Mount

W 0.92kg
 2.02lbs

The Kupo Movi Speedrail Mount allows you to quickly rigged Movi on speed rail. The pre-drill holes and threaded pattern are also available for mounting the Gimbal like Ronin 2, Movi XL if the Toad Mount is removed.



KS-665 Junior Pin to Cheeseplate Adapter

W 0.78kg
 1.72lbs

Made from solid chrome plated steel, this adapter combined with a junior pin and a round plate that allows you to mounted on a cheese plate with two 3/8"-16 screws (supplied). It provides you with an ideal solution for firmly mounting an industrial standard cheese plate on light stand.

The single scaffold tube paddle mount gives an extension of camera setting. It's useful tool for positioning or off-setting a camera away from a tripod, dolly or other mount. It provides a safe and secure mount with the under-sling mode where you have to capture deep angle shots.



KS-669 Euro Paddle Mount

W 3.5kg
7.7lbs

The Kupo Euro Paddle Mount allows you to convert standard Euro male adapter to Dia.48~51mm pipe mounting for offsetting your camera setup with Pipe Clamp on Paddle Mount (KS-382). The stainless steel made Speed Wing Nut can be tightening by hand fast and the hex top end for 19mm wrench if firmest tighten is required.



KS-670 Euro Clamp to Pipe Mount

W 3.2kg
7.04lbs


The Kupo Euro Clamp to Pipe Mount is just like Euro Paddle Mount but comes with a Euro female clamp with wider bracket. It allows you to convert standard Euro male adapter to Dia.48~51mm pipe mounting for offsetting your camera setup with Pipe Clamp on Paddle Mount (KS-382). The unique angle adjustment mounting design for the clamp on bracket provides possibility to change the mounting position in every 45 degree. The stainless steel made Speed Wing Nut can be tightening by hand fast and the hex top end for 19mm wrench if firmest tighten is required.



KS-699 Mitchell to Pipe Mount

W 3.2kg
7.04lbs

The Kupo Mitchell to Pipe mount allows you to convert standard Mitchell base to Dia.48~51mm pipe mounting for offsetting your camera setup with Pipe Clamp on Paddle Mount (KS-382). The unique angle adjustment mounting design for the clamp on bracket provides possibility to change the mounting position in every 45 degree. The stainless steel made Speed Wing Nut can be tightening by hand fast and the hex top end for 19mm wrench if firmest tighten is required.



KS-832 Pipe Clamp on Paddle

W 2.2kg
4.4lbs

Kupo Pipe Clamp on Paddle is designed for supporting your offset camera rig from the Dia.48~51mm pipe. The U bracket is tapped with M6 threads x 5 for easy interchanging Mitchell, Bowl or Euro adapter to meet your specific requirement. Features double clamps equipped on the bracket offering the solidest connection with the 2" pipe. The unique angle adjustment mounting design for the clamp on bracket provides the possibility to change the mounting position in every 45 degree. The stainless steel made Speed Wing Nut can be tightening by hand fast and the hex top end for 19mm wrench if firmest tighten is required.



KS-666 Clamp on Euro Paddle Mount

W 1.85kg
4lbs

KS-666M Clamp on Euro Paddle Mount (M12)

Kupo Pipe Clamp on Paddle is designed for supporting your offset camera rig from the Dia.48~51mm pipe in horizontal. The solid machined Euro adapter securely mounted on two 2" couplers allow you to mount the equipment comes with Euro female base.

KS-830 Step Ladder Mount Bracket

W 6.9kg
15.18lbs

The bracket is made of 24mm thick aluminum plate with black anodized allows turning a step ladder into a tripod for capturing high-angle shot. It can be securely mounted on the step ladder with four adjustable hooks which take under 3mm thick ladder step. With 4 slots allow this bracket to be mounted on ladder step in maximum width 40cm.

Front lip is tapped with M6 threads and including bolts for easily interchanging Bowl, Euro or Mitchell adapters to meet the specific requirement. The bracket predrilled M10 for adding clamps which can be connected with pipe to add counter weight.

The rear end with a 3/8"-16 thread for attaching a rotatable eye ring to add weight and keep the ladders camera setup balance.




Dimension: 74cm(L)X 19cm(W)X 11cm(H)
Thickness: 24mm



Turning a step ladder into a tripod for capturing high-angle shot. (Interchangeable adapter is not included)



Four adjustable hooks which take under 3mm thick ladder step



With 4 slots allow the bracket to be mounted on ladder step in maximum width 40cm.



A 3/8"-16 female threaded in the rear end to attach the eye ring for counterweight.

Accessories:



KS-834 150mm Bowl Adapter

W 1kg
2.2lbs

Made by precision machined aluminum and hard anodized, the Kupo 150mm Bowl adapter allows it to be securely mounted on the offset bracket with 5 set screws (M6X20 not included) for your camera setup.



KS-836 Mitchell Adapter

W 1kg
2.2lbs

Made by precision machined aluminum, the Kupo Mitchell adapter allows it to be securely mounted on the offset bracket with 5 set screws (M6X20 not included) for your camera setup.



KS-838 Euro Adapter

W 1.5kg
3.3lbs

Made by precision machined aluminum, the Kupo Euro Adapter w/M12 thread on top allows it to be securely mounted on the offset bracket with 5 set screws (M6X20 not included) for your camera setup.



KS-671 Bowl/Mitchell to Euro Adapter

W 2kg
4.4lbs

Made by precision machined aluminum, 3 functions in one adapter is primary designed to quickly mount a Euro adapter (w/M12 female thread on top) on 100, 150mm bowl and Mitchell base. It comes with 3/8"-16 x 60mm long stainless steel screw and adjustable knob.

Made of malleable iron casting with hot dip galvanized finish, Kupo pipe clamps are enhanced further with surface zinc plating in addition to the initial finish, providing excellent performance against environmental corrosion. It is constructed for a wide variety of tubular applications and structures. Stainless hex screw help to firmly lock the pipe into the clamp. Versatile and rigid. Suitable for outside diameter 48.30mm tubular pipe.

Subject to the iron cast manufacturing, dimension might slightly differ in each production. The dimensions given are nominal value for reference only.

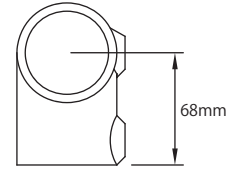


YOUTUBE
KUPU MALLEABLE
IRON CASTING PIPE CLAMPS
(FULL FOOTAGE)

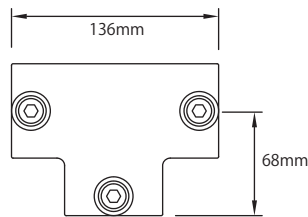


YOUTUBE
KUPU MALLEABLE
IRON CASTING PIPE CLAMPS
(PRODUCT CODE)

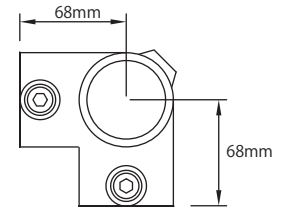
- Made with the material in accordance with ASTM A197.
- Surface treatment in accordance with ASTM A153.
- Stainless steel hex screw.
- No welding required.
- Quick installation.
- Enhanced surface treatment for better corrosion protection.
- Suitable for pipe with outside diameter 48.30mm.
- Black finish or other color is available upon request.



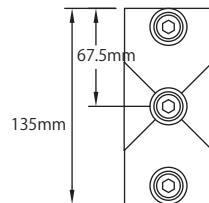
KPC-101 Short Tee, Silver
KPC-101B Short Tee, Black



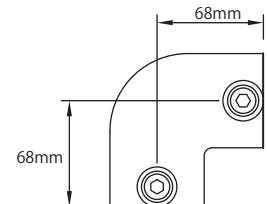
KPC-104 Long Tee, Silver
KPC-104B Long Tee, Black



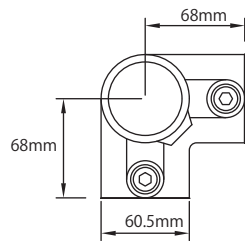
KPC-116 Corner, Silver
KPC-116B Corner, Black



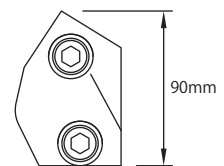
KPC-119 Two Socket Cross, Silver
KPC-119B Two Socket Cross, Black



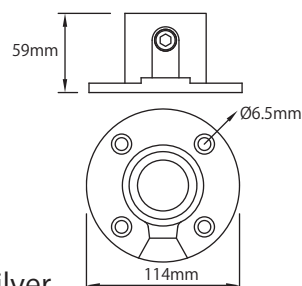
KPC-125 90 Degree Elbow, Silver
KPC-125B 90 Degree Elbow, Black



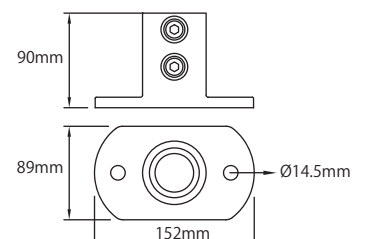
KPC-128 3 Way 90 Degree, Silver
KPC-128B 3 Way 90 Degree, Black



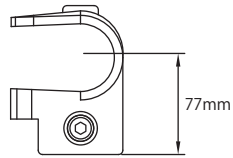
KPC-129 Adjustable Short Tee, Silver
KPC-129B Adjustable Short Tee, Black



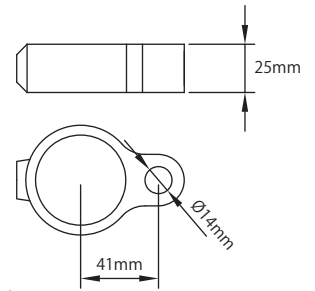
KPC-131 Base Flange, Silver
KPC-131B Base Flange, Black



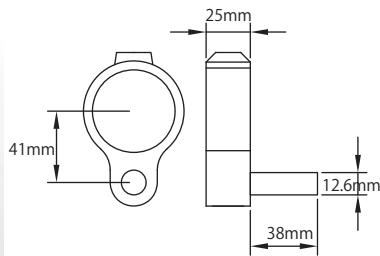
KPC-132 Railing Base Flange, Silver
KPC-132B Railing Base Flange, Black



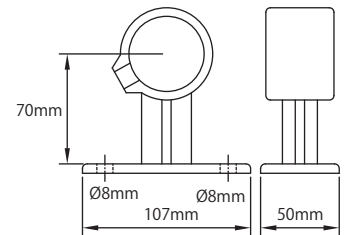
KPC-135 Clamp-on Tee, Silver
KPC-135B Clamp-on Tee, Black



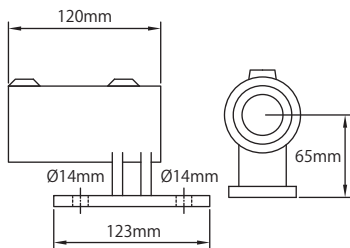
KPC-138 Gate Eye, Silver
KPC-138B Gate Eye, Black



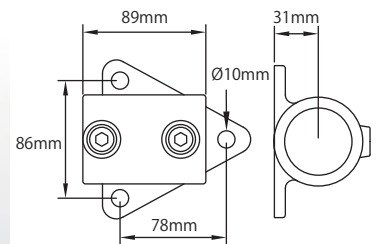
KPC-140 Gate Hinge, Silver
KPC-140B Gate Hinge, Black



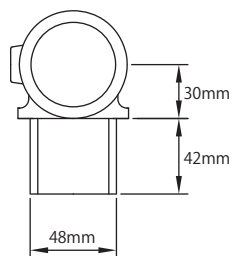
KPC-143 Handrail Bracket, Silver
KPC-143B Handrail Bracket, Black



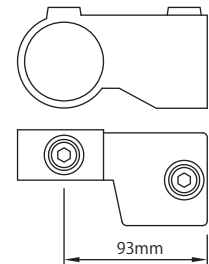
KPC-144 Railing Side, Silver
KPC-144B Railing Side, Black



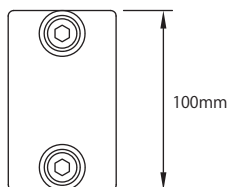
KPC-146 Side Palm Fixing, Silver
KPC-146B Side Palm Fixing, Black



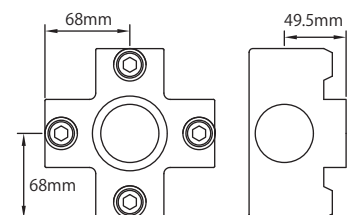
KPC-147 Internal Swivel Tee, Silver
KPC-147B Internal Swivel Tee, Black



KPC-148 Short Tee Swivel, Silver
KPC-148B Short Tee Swivel, Black




KPC-149 Sleeve Joint, Silver
KPC-149B Sleeve Joint, Black



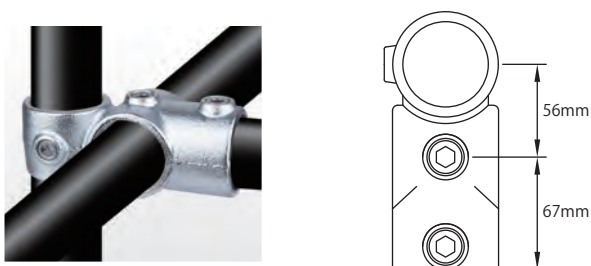
KPC-158 4 Way Cross, Silver
KPC-158B 4 Way Cross, Black



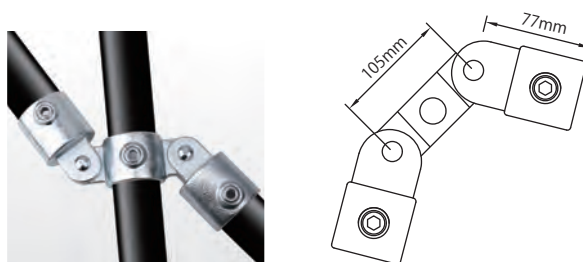
KPC-160 Clamp-on Crossover, Silver
KPC-160B Clamp-on Crossover, Black



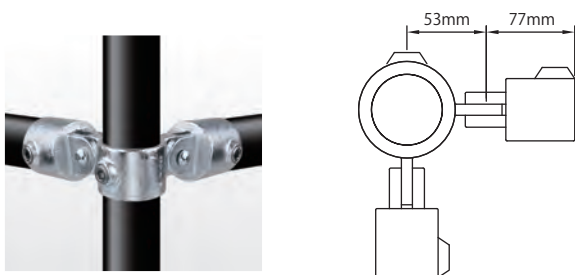
KPC-161 90 Degree Crossover, Silver
KPC-161B 90 Degree Crossover, Black



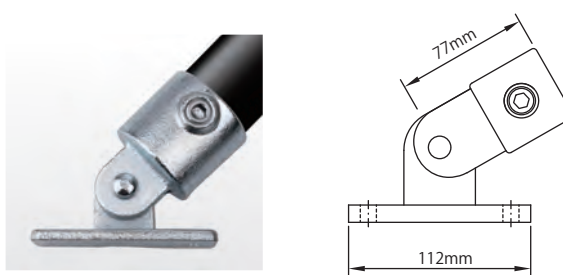
KPC-165 Combination Socket Tee & Crossover, Silver
KPC-165B Combination Socket Tee & Crossover, Black



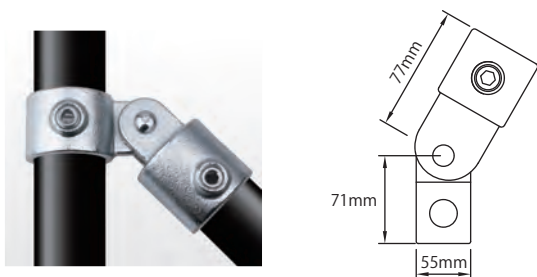
KPC-167 Double Swivel Combination, Silver
KPC-167B Double Swivel Combination, Black




KPC-168 90 Degree Corner Swivel, Silver
KPC-168B 90 Degree Corner Swivel, Black




KPC-169 Swivel Base, Silver
KPC-169B Swivel Base, Black




KPC-173 Single Swivel Combination, Silver
KPC-173B Single Swivel Combination, Black



KPC-176 Side Outlet Tee, Silver
KPC-176B Side Outlet Tee, Black




KPC-179 Locking Collar, Silver
KPC-179B Locking Collar, Black



KPC-198 Double Side Fixing Bracket, Silver
KPC-198B Double Side Fixing Bracket, Black

ALUMINUM-MAGNESIUM ALLOY SLIP-ON PIPE CLAMP

Made of A535 aluminum alloy, the aluminum slip-on clamps are lightweight and feature high strength, and are corrosion resistant. Polished finish keeps the surface bright and attractive, and the aluminum-magnesium alloy makes the clamps extremely durable, tough, lighter than the iron clamp, and require little long-term maintenance. Flexible, versatile and rigid. Designed for well-known Schedule 40 pipe. Suitable for a wide variety of tubular applications and structures such as film industry, amusement park, playground, recreational venue, contemporary store and restaurant, industrial guardrails, display and much more.

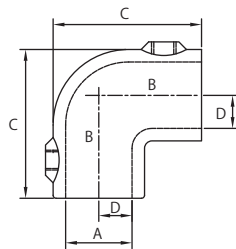


Feature:

- Lightweight and corrosion resistance, ideal for outdoor or harsh environment.
- Quick and easy installation with a standard hex key, no special tools required.
- No welding; no specialist labor required.
- Fitting with 3/8" galvanized steel recessed grub screw with reverse knurled cup point.
- Tapered-dome design for holding the set screws over their entire length.
- Suitable for Schedule 40 nominal pipe 1-1/4" and 1-1/2".

Subject to aluminum casting manufacturing, dimension might slightly differ in each production.
The dimensions given are nominal value for reference only

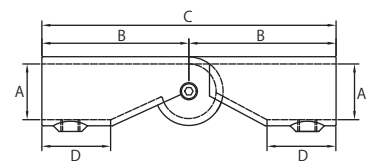
90 DEGREE



KPC-A1203 | For tube O.D. 48.30mm (1.90")
KPC-A1403 | For tube O.D. 42.40mm (1.66") unit: mm

| A | B | C | D |
|------|----|----|----|
| 50.2 | 59 | 94 | 25 |
| 44 | 51 | 83 | 22 |

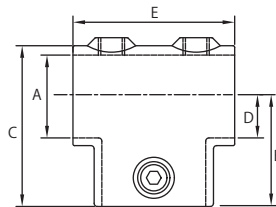
ADJUSTABLE ELBOW



KPC-A1203AE | For tube O.D. 48.30mm (1.90")
KPC-A1403AE | For tube O.D. 42.40mm (1.66") unit: mm

| A | B | C | D | Minimum corner |
|------|-----|-----|----|----------------|
| 50.2 | 114 | 228 | 41 | 42 degree |
| 44 | 97 | 194 | 41 | |

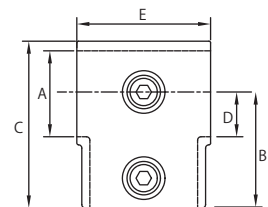
LONG TEE



KPC-A1205 | For tube O.D. 48.30mm (1.90")
KPC-A1405 | For tube O.D. 42.40mm (1.66") unit: mm

| A | B | C | D | E |
|------|----|----|----|----|
| 50.2 | 59 | 94 | 25 | 86 |
| 44 | 51 | 83 | 22 | 70 |

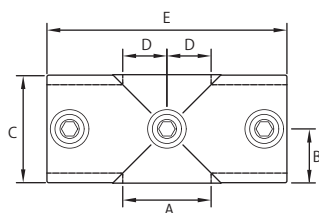
SHORT TEE



KPC-A1205E | For tube O.D. 48.30mm (1.90")
KPC-A1405E | For tube O.D. 42.40mm (1.66") unit: mm

| A | B | C | D | E |
|------|----|------|----|----|
| 50.2 | 57 | 87.5 | 25 | 64 |
| 44 | 51 | 78 | 22 | 57 |

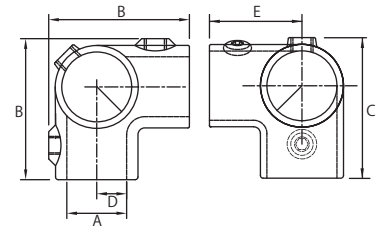
TWO SOCKET CROSS



KPC-A1207E | For tube O.D. 48.30mm (1.90")
KPC-A1407E | For tube O.D. 42.40mm (1.66") unit: mm

| A | B | C | D | E |
|------|------|----|----|-----|
| 50.2 | 30.5 | 61 | 25 | 113 |
| 44 | 26.5 | 53 | 22 | 102 |

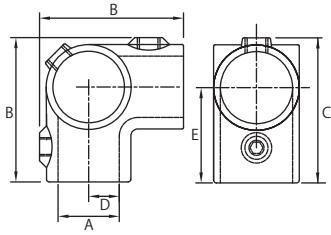
3 WAY 90 DEGREE



KPC-A1209 | For tube O.D. 48.30mm (1.90")
KPC-A1409 | For tube O.D. 42.40mm (1.66") unit: mm

| A | B | C | D | E |
|------|----|----|----|----|
| 50.2 | 94 | 94 | 25 | 59 |
| 44 | 83 | 83 | 22 | 52 |

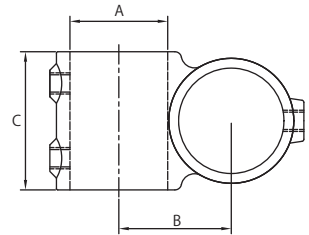
CORNER



KPC-A1211E | For tube O.D. 48.30mm (1.90")
KPC-A1411E | For tube O.D. 42.40mm (1.66") unit: mm

| A | B | C | D | E |
|------|----|----|----|----|
| 50.2 | 94 | 94 | 25 | 59 |
| 44 | 83 | 83 | 22 | 52 |

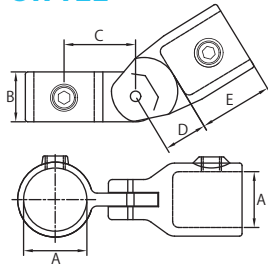
90 DEGREE CROSSOVER



KPC-A1212 | For tube O.D. 48.30mm (1.90")
KPC-A1412 | For tube O.D. 42.40mm (1.66") unit: mm

| A | B | C |
|------|----|------|
| 50.2 | 52 | 63.5 |
| 44 | 45 | 56.5 |

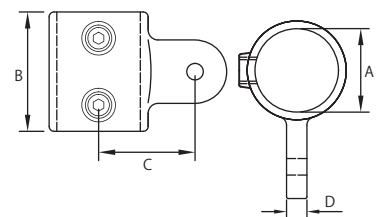
ADJUSTABLE ELBOW OR TEE



KPC-A1217E | For tube O.D. 48.30mm (1.90")
KPC-A1417E | For tube O.D. 42.40mm (1.66") unit: mm

| A | B | C | D | E |
|------|------|----|------|----|
| 50.2 | 38 | 57 | 28.5 | 44 |
| 44 | 38.5 | 52 | 29 | 42 |

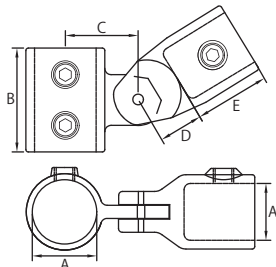
MALE TAB OF SWIVEL



KPC-A1217M | For tube O.D. 48.30mm (1.90")
KPC-A1417M | For tube O.D. 42.40mm (1.66") unit: mm

| A | B | C | D |
|------|----|----|----|
| 50.2 | 70 | 55 | 12 |
| 44 | 60 | 52 | 11 |

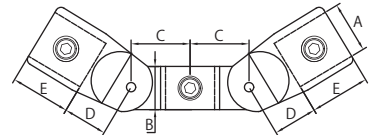
SWIVEL ELBOW / TEE



KPC-A1217ADJ | For tube O.D. 48.30mm (1.90")
KPC-A1417ADJ | For tube O.D. 42.40mm (1.66") unit: mm

| A | B | C | D | E |
|------|----|----|------|----|
| 50.2 | 70 | 57 | 28.5 | 44 |
| 44 | 60 | 52 | 29 | 42 |

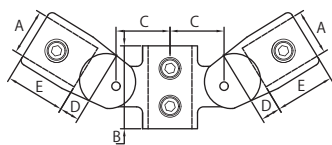
DOUBLE SWIVEL COMBINATION



KPC-A1219E | For tube O.D. 48.30mm (1.90") unit: mm

| A | B | C | D | E |
|------|----|----|------|----|
| 50.2 | 39 | 57 | 28.5 | 44 |

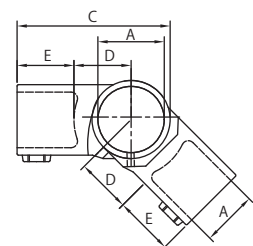
DOUBLE SWIVEL COMBINATION



KPC-A1419E | For tube O.D. 42.40mm (1.66") unit: mm

| A | B | C | D | E |
|----|----|----|----|----|
| 44 | 70 | 49 | 29 | 42 |

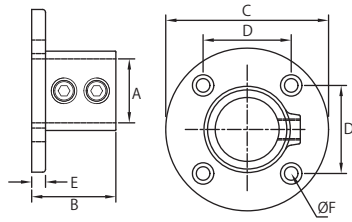
SHORT TEE SWIVEL



KPC-A1230C | For tube O.D. 48.30mm (1.90")
KPC-A1430C | For tube O.D. 42.40mm (1.66") unit: mm

| A | B | C | D | E |
|------|----|-----|----|----|
| 50.2 | 62 | 111 | 38 | 42 |
| 44 | 54 | 100 | 35 | 36 |

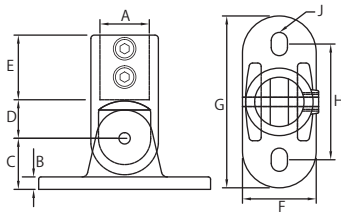
ROUND BASE FLANGE



KPC-A1242 | For tube O.D. 48.30mm (1.90")
KPC-A1442 | For tube O.D. 42.40mm (1.66") unit: mm

| A | B | C | D | E | F |
|------|----|-----|----|----|----|
| 50.2 | 58 | 114 | 64 | 10 | 11 |
| 44 | 57 | 114 | 64 | 10 | 11 |

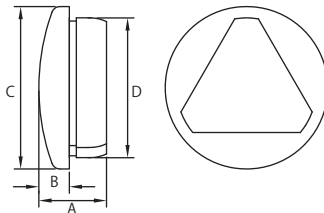

ADJUSTABLE FLANGE



KPC-A1246ADJ | For tube O.D. 48.30mm (1.90")
KPC-A1446ADJ | For tube O.D. 42.40mm (1.66") unit: mm

| A | B | C | D | E | F | G | H | J |
|------|----|----|------|----|----|-----|-----|---------|
| 50.2 | 11 | 43 | 37 | 57 | 67 | 153 | 102 | 14 x 21 |
| 44 | 11 | 43 | 36.5 | 58 | 66 | 152 | 102 | 14 x 21 |

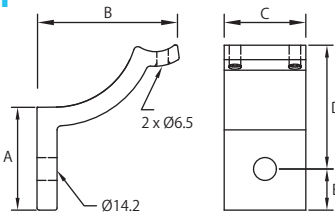
PLUG



KPC-A1262 | For tube O.D. 48.30mm (1.90")
KPC-A1462 | For tube O.D. 42.40mm (1.66") unit: mm

| A | B | C | D |
|------|-----|----|------|
| 20 | 9 | 48 | 41.3 |
| 19.3 | 8.3 | 42 | 35.3 |

HANDRAIL BRACKET



KPC-A1282A | For tube O.D. 48.30mm (1.90") unit: mm

| A | B | C | D | E |
|----|----|----|----|----|
| 66 | 76 | 51 | 79 | 24 |

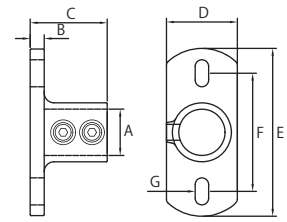
Constructed from two 1-1/2" Schedule 40 (48.3mm) black powder coated steel, this cross features a M12 female thread on one end allows you to connecting with a wheel and other three ends can accommodate 1-1/2" Schedule 40 (48.3mm) pipes with M10 screws that offers a solid support for a Camera Rickshaw Dolly. (Set of 2)

KPC-C12D Cross for 1-1/2" Schedule 40 (48.3mm) pipes

W 1.85kg
4.07lbs



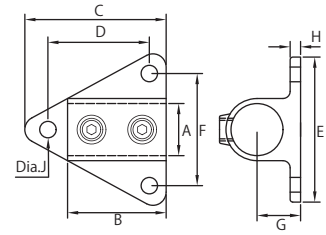
RAILING BASE FLANGE



KPC-A1246 | For tube O.D. 48.30mm (1.90")
KPC-A1446 | For tube O.D. 42.40mm (1.66") unit: mm

| A | B | C | D | E | F | G |
|------|----|----|------|-------|-------|-------------|
| 50.2 | 15 | 77 | 71 | 155 | 107.5 | 13.5 x 20.5 |
| 44 | 10 | 56 | 63.5 | 146.5 | 107.5 | 15 x 24 |

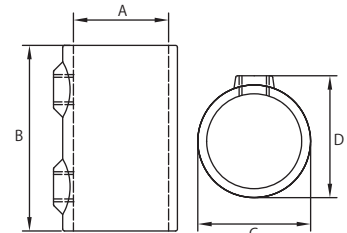
SIDE PALM FIXING



KPC-A1250 | For tube O.D. 48.30mm (1.90")
KPC-A1450 | For tube O.D. 42.40mm (1.66") unit: mm

| A | B | C | D | E | F | G | H | J |
|------|----|-----|----|-----|----|----|-----|----|
| 50.2 | 74 | 114 | 83 | 114 | 83 | 35 | 8.5 | 11 |
| 44 | 62 | 99 | 67 | 108 | 76 | 33 | 8 | 11 |

SLEEVE JOINT



KPC-A1270 | For tube O.D. 48.30mm (1.90")
KPC-A1470 | For tube O.D. 42.40mm (1.66") unit: mm

| A | B | C | D |
|------|----|----|----|
| 50.2 | 89 | 61 | 66 |
| 44 | 88 | 53 | 58 |

PIPE CLAMP CASTER ADAPTER

Made by black coated steel, the pipe clamp caster adapter allows you to make your pipe clamp set movable with the casters. The caster adapter allows fitting to the pipe comes with 48.3mm in diameter. And features a M10 (or M12) female threaded on the bottom which allows you to easy attach on a caster comes with a M10 (or M12) male threaded.

KPC-C10 (M10)

KPC-C12 (M12)



The same function as KPC-C10 and KPC-C12 but comes with 4 through holes on the square plate which allow you to easy attach on a Kupo caster set (KC-150) with 4 screws.

KPC-C11 (plate)



Lightweight & low profile KUPO professional couplers are constructed from high tensile aluminum extrusion and have been developed for installations where load capacities of up to 500kg (1100lbs) are required. The KUPO professional couplers combine strength and durability with a high degree of safety. The couplers are designed to fit tubes with diameters between 48mm-51mm. Most have been tested and certified with TUV approval for a safe working load of 500kg (1100lbs) . The standard finish is polished. Custom color or logo is upon request.



Kupo half type coupler (KCP-831)
is approved by TUV Product Service
listed with a safety working load at 500kg (1100lbs) .

"CAPTIVE", on
top of the thread bolt to
avoid the wing nut falling off
the clamp in the air.

Constructed from a
high tensile-strength
6061 aluminum-extrusion.

Attaches securely to
tubes with outside
Dia.48-51mm.

Standard in polish &
Black andoized finished.

Designed for safe
connection in
trussing system.

Nylon lock nut.



YOUTUBE



**TUV CERTIFIED CLAMP
& COUPLER**

KCP-830 Silver / KCP-830B Black

SLIM TYPE HALF COUPLER



0.3 kg
(0.66 lbs)



300 kg
(660 lbs)



- Fits tube Ø 48-51mm
- Equipped with M10 nut & bolt for custom solutions.

KCP-831 Silver / KCP-831B Black

HALF COUPLER



0.52 kg
(1.2 lbs)



500 kg
(1100 lbs)



- Fits tube Ø 48-51mm
- Equipped with M10 nut & bolt for custom solutions.

KCP-831-T Silver / KCP-831B-T Black

HALF COUPLER w/T-HANDLE



0.58 kg
(1.28 lbs)



500 kg
(1100 lbs)



- Fits tube Ø 48-51mm
- Equipped with M10 nut & bolt for custom solutions.

KCP-823 Silver / KCP-823B Black

SLIM TYPE HALF COUPLER w/ EYE RING



0.5 kg
(1.1 lbs)



300 kg
(660 lbs)



- Fits tube Ø 48-51mm
- Equipped with M12 eye ring for multipurpose use with chains, wires and ropes.

KCP-833 Silver / KCP-833B Black

HALF COUPLER w/ EYE RING



0.65 kg
(1.43 lbs)



340 kg
(748 lbs)



- Fits tube Ø 48-51mm
- Equipped with M12 eye ring for multipurpose use with chains, wires and ropes.

KCP-824 Silver


SLIM TYPE HALF COUPLER w/ 28mm SPIGOT



0.79 kg
(1.74 lbs)



200 kg
(440 lbs)



- Fits tube Ø 48-51mm
- Equipped with a 28mm (1-1/8")
- AKA big Ben clamp. The pin can mount into a combo stand to span between two stand as a goal post rig.

KCP-834 Silver / KCP-834B Black

HALF COUPLER w/ 28mm SPIGOT



0.75 kg
(1.65 lbs)



200 kg
(440 lbs)



- Fits tube Ø 48-51mm
- Equipped with a 28mm (1-1/8")
- AKA big Ben clamp. The pin can mount into a combo stand to span between two stand as a goal post rig.

KCP-826 Silver


SLIM TYPE HALF COUPLER w/ 16mm STUD



0.44 kg
(0.97 lbs)



100 kg
(220 lbs)



- Fits tube Ø 48-51mm
- Equipped with a 16mm (5/8") stud for lightweight luminaires, grip heads, etc.

KCP-836 Silver

HALF COUPLER w/ 16mm STUD



0.6 kg 100 kg
(1.32 lbs) (220 lbs)

- Fits tube Ø 48-51mm
- Equipped with a 16mm(5/8") stud for lightweight luminaires, grip heads, etc.



KCP-820 Silver / KCP-820B Black

SLIM TYPE SWIVEL COUPLER



0.7 kg 300 kg
(1.54 lbs) (660 lbs)



- Fits tube Ø 48-51mm to Ø 48-51mm
- For quick and easy interconnection for truss, pipes or bars.
- Allows a full 360 degree of movement.
- Drift pin also supplied for fixing in a 90 degree configuration.



KCP-832 Silver / KCP-832B Black

HALF SWIVEL COUPLER



1.2 kg 500 kg
(2.64 lbs) (1100 lbs)



- Fits tube Ø 48-51mm to Ø 48-51mm
- For quick and easy interconnection for truss, pipes or bars.
- Allows a full 360 degree of movement.
- Drift pin also supplied for fixing in a 90 degree configuration.



KCP-832-L Silver / KCP-832B-L Black

SWIVEL COUPLER WITH T HANDLE



1.1 kg 500 kg
(2.42 lbs) (1100 lbs)

- Fits tube Ø 48-51mm to Ø 48-51mm
- For quick and easy interconnection for truss, pipes or bars.
- Allows a full 360 degree of movement.
- Drift pin also supplied for fixing in a 90 degree configuration.



KCP-830ST Silver

SLIM TYPE HALF COUPLER w/ STAINLESS STEEL PARTS



0.3 kg 300 kg
(0.66 lbs) (660 lbs)

- Fits tube Ø 48-51mm
- W/ M10 x 35mm, Counter Sunk.
- Built with stainless steel parts. Great for outdoor applications or where rust-free conditions are required or chemical exposure is a concern.



KCP-831ST Silver

HALF COUPLER w/ STAINLESS STEEL PARTS



0.5 kg 500 kg
(1.1 lbs) (1100 lbs)

- Fits tube Ø 48-51mm
- W/ M10 x 35 mm, Counter Sunk.
- Built with stainless steel parts. Great for outdoor applications or where rust-free conditions are required or chemical exposure is a concern.



KCP-842B Black

BURGER COUPLER w/ 16MM SOCKET



0.46 kg 50 kg
(1.01 lbs) (110 lbs)

- Fits tube Ø 48-51mm
- Equipped with a 16mm (5/8") socket for lighting fixing accessories.




KCP-847 Silver

BARREL JOINER



1.04 kg 300 kg
(2.3 lbs) (660 lbs)

- Fits tube Ø 48-51mm
- Tube/Barrel joiner is made for providing a quick connection for two tubes together end to end.



KCP-832ST Silver

SWIVEL COUPLER w/ STAINLESS STEEL PARTS



1.2 kg (2.64 lbs) 500 kg (1100 lbs)

- Fits tube Ø 48-51mm to Ø 48-51mm
- Built with stainless steel parts. Great for outdoor applications or where rust-free conditions are required or chemical exposure is a concern.



KCP-873 Silver & Blue

45-DEGREE HALF SWIVEL COUPLER



1.46 kg (3.21 lbs) 500 kg (1100 lbs)

- Fits tube Ø 48-51mm to Ø 48-51mm
- Can fix in every 45 degree without a drift pin.
- To release or tighten, use hex tool to adjust the position.



KCP-874 Silver

HALF COUPLER w/ QUICK RECEIVER



1.16 kg (2.55 lbs) 100 kg (220 lbs)

- Fits tube Ø 48-51mm
- Incorporates a 28mm (1-1/8") socket w/ safety lock system.



KCP-875 Silver

SLIM TYPE HALF COUPLER w/ QUICK RECEIVER



0.96 kg (2.11 lbs) 100 kg (220 lbs)

- Fits tube Ø 48-51mm
- Incorporates a 28mm (1-1/8") socket w/ safety lock system.



KCP-828 Silver / KCP-828B Black

SLIM HANDCUFF CLAMP



0.45 kg (0.99 lbs) 100 kg (220 lbs)



- Fits tube Ø 48-51mm
- Double levels counter sunk for M10 head bolt for custom solutions.



KCP-828-T Silver / KCP-828B-T Black

SLIM HANDCUFF CLAMP w/ T-HANDLE



0.48 kg (1.06 lbs) 90 kg (198 lbs)



- Fits tube Ø 48-51mm
- Double levels counter sunk for M10 for custom solutions.



KCP-838 Silver / KCP-838B Black

HANDCUFF CLAMP



0.65 kg (1.43 lbs) 200 kg (440 lbs)



- Fits tube Ø 48-51mm
- Double levels counter sunk for M10 or M12 hex for custom solutions.



KCP-838-T Silver / KCP-838B-T Black

HANDCUFF CLAMP w/ T-HANDLE



0.52 kg (1.2 lbs) 200 kg (440 lbs)



- Fits tube Ø 48-51mm
- Double levels counter sunk for M10 or M12 hex for custom solutions.



KCP-825 Silver / KCP-825B Black

SLIM TYPE HANDCUFF CLAMP w/ EYE RING



0.54 kg 85 kg
(1.19 lbs) (187.39 lbs)

- Fits tube Ø 48-51mm
- Equipped with M12 eye ring for multipurpose use with chains, wires and ropes.



KCP-843 Silver / KCP-843B Black

HANDCUFF CLAMP w/ EYE RING



0.69 kg 140 kg
(1.52 lbs) (308.65 lbs)

- Fits tube Ø 48-51mm
- Equipped with M12 eye ring for multipurpose use with chains, wires and ropes.



KCP-827 Silver

SLIM TYPE HANDCUFF CLAMP w/ 28mm SPIGOT



0.83 kg 100 kg
(1.82 lbs) (220 lbs)

- Fits tube Ø 48-51mm
- Equipped with a 28mm(1-1/8")
- AKA big Ben clamp. The pin can mount into a combo stand to span between two stand as a goal post rig.



KCP-829 Silver

SLIM TYPE HANDCUFF CLAMP w/ 16mm STUD



0.47 kg 100 kg
(1.03 lbs) (220 lbs)

- Fits tube Ø 48-51mm
- Equipped with a 16mm(5/8") stud for lightweight luminaires, grip heads, etc.



KCP-839 Silver

HANDCUFF w/ TVMP ADAPTER



0.85 kg 200 kg
(1.87 lbs) (440 lbs)

- Fits tube Ø 48-51mm
- With KS-090 yoke to stand adaptor 28mm stud 16mm socket.



KCP-848 Silver

HANDCUFF CLAMP w/ 28mm SPIGOT



0.98 kg 200 kg
(2.16 lbs) (440 lbs)

- Fits tube Ø 48-51mm
- Equipped with a 28mm(1-1/8")
- AKA big Ben clamp. The pin can mount into a combo stand to span between two stand as a goal post rig.



KCP-849 Silver

HANDCUFF CLAMP w/ 16mm STUD



0.63 kg 100 kg
(1.38 lbs) (220 lbs)

- Fits tube Ø 48-51mm
- Equipped with a 16mm(5/8") stud for lightweight luminaires, grip heads, etc.



KCP-840P Silver

HANDCUFF WITH QUICK RECEIVER



1.05 kg 200 kg
(2.31 lbs) (440 lbs)

- Fits tube Ø 48-51mm
- Incorporates a 28mm(1-1/8") socket w/ safety lock system.



KCP-901 Silver / KCP-901B Black

BURGER COUPLER



0.20 kg 75 kg
(0.44 lbs) (165 lbs)



- Fits tube Ø 48-51mm
- Equipped with M10 bolt and butterfly nut for custom solutions.

KCP-902 Silver / KCP-902B Black

BURGER SWIVEL COUPLER



0.30 kg 60 kg
(0.66 lbs) (132.28 lbs)



- Fits tube Ø 48-51mm to Ø 48-51mm
- For quick and easy interconnection for truss, pipes or bars.

KCP-903 Silver / KCP-903B Black

BURGER COUPLER w/ EYE RING



0.24 kg 75 kg
(0.52 lbs) (165 lbs)



- Fits tube Ø 48-51mm
- Equipped with M10 eye ring for multipurpose use with chains, wires and ropes.

KCP-904 Silver

BURGER COUPLER w/ 28mm SPIGOT



0.61 kg 75 kg
(1.34 lbs) (165 lbs)



- Fits tube Ø 48-51mm
- Equipped with a 28mm (1-1/8")
- AKA big Ben clamp. The pin can mount into a combo stand to span between two stand as a goal post rig.

KCP-906 Silver

BURGER COUPLER w/ 16mm STUD



0.26 kg 75 kg
(0.57 lbs) (165 lbs)



- Fits tube Ø 48-51mm
- Equipped with a 16mm (5/8") stud for lightweight luminaires.

KCP-850 Silver / KCP-850B Black

SLIM TYPE MIGHTY COUPLER



0.38 kg 170 kg
(0.84 lbs) (374.79 lbs)



- Fits tube Ø 51-60mm
- Equipped with M10 nut & bolt for custom solutions.

KCP-851 Silver / KCP-851B Black

MIGHTY HALF COUPLER



0.55 kg 280 kg
(1.21 lbs) (617.29 lbs)



- Fits tube Ø 51-60mm
- Equipped with M10 nut & bolt for custom solutions.

KCP-853 Silver / KCP-853B Black

MIGHTY HALF COUPLER w/ EYE RING



0.70 kg 340 kg
(1.54 lbs) (748 lbs)



- Fits tube Ø 51-60mm
- Equipped with M12 eye ring for multipurpose use with chains, wires and ropes.

KCP-852 Silver / KCP-852B Black

MIGHTY HALF SWIVEL COUPLER



1.10 kg
(2.43 lbs)



140 kg
(308.65 lbs)



- Fits tube Ø 51-60mm to Ø 51-60mm
- For quick and easy interconnection for truss, pipes or bars.
- Allows a full 360 degree of movement
- Drift pin also supplied for fixing in a 90 degree configuration.

KCP-858 Silver / KCP-858B Black

SLIM TYPE MIGHTY SWIVEL COUPLER



0.74 kg
(1.63 lbs)



140 kg
(308.65 lbs)



- Fits tube Ø 51-60mm to Ø 51-60mm
- For quick and easy interconnection for truss, pipes or bars.
- Allows a full 360 degree of movement
- Drift pin also supplied for fixing in a 90 degree configuration.

KCP-859 Silver / KCP-859B Black

SLIM TYPE MIGHTY HALF COUPLER w/ EYE RING



0.53 kg
(1.16 lbs)



160 kg
(352.74 lbs)



- Fits tube Ø 51-60mm
- Equipped with M12 eye ring for multipurpose use with chains, wires and ropes.

KCP-854 Silver

MIGHTY HALF COUPLER w/ 28mm SPIGOT



0.99 kg
(2.18 lbs)



200 kg
(440 lbs)



- Fits tube Ø 48-60mm
- Equipped with a 28mm(1-1/8")
- AKA big Ben clamp. The pin can mount into a combo stand to span between two stand as a goal post rig.

KCP-856 Silver

MIGHTY HALF COUPLER w/ 16mm STUD



0.64 kg
(1.41 lbs)



100 kg
(220 lbs)



- Fits tube Ø 51-60mm
- Equipped with a 16mm(5/8") stud for lightweight luminaires, grip heads, etc.

KCP-864 Silver

SLIM TYPE MIGHTY HALF COUPLER w/ 28mm SPIGOT



0.83 kg
(1.82 lbs)



200 kg
(440 lbs)



- Fits tube Ø 51-60mm
- Equipped with a 28mm(1-1/8")
- AKA big Ben clamp. The pin can mount into a combo stand to span between two stand as a goal post rig.

KCP-867 Silver

SLIM TYPE MIGHTY HALF COUPLER w/ 16mm STUD



0.47 kg
(1.03 lbs)



100 kg
(220 lbs)



- Fits tube Ø 51-60mm
- Equipped with a 16mm(5/8") stud for lightweight luminaires, grip heads, etc.

KCP-877 Silver

MIGHTY QUICK TV COUPLER



1.25 kg
(2.75 lbs)



100 kg
(220 lbs)



- Fits tube Ø 48-60mm
- Incorporates a 28mm(1-1/8") socket w/ safety lock system.

KCP-878 Silver

SLIM TYPE MIGHTY QUICK TV COUPLER




1.08 kg 100 kg
(2.38 lbs) (220 lbs)

- Fits tube Ø 48-60mm
- Incorporates a 28mm (1-1/8") socket w/ safety lock system.



KCP-880 Silver / KCP-880B Black

SLIM MIGHTY HANDCUFF



0.42 kg 100 kg
(0.93 lbs) (220 lbs)

- Fits tube Ø 48-60mm
- Double levels counter sunk for M10. head bolt for custom solutions.



KCP-881 Silver / KCP-881B Black

Mighty Handcuff




0.65 kg 200 kg
(1.43 lbs) (440.9 lbs)

- Fits tube Ø 60mm
- Double levels counter sunk for M10 or M12 hex. head bolt for custom solutions.



KCP-882 Silver / KCP-882B Black

SLIM MIGHTY HANDCUFF w/ EYE RING



0.53 kg 100 kg
(1.17 lbs) (220 lbs)

- Fits tube Ø 60mm
- Equipped with M12 eye ring for multipurpose use with chains, wires and ropes.



KCP-883 Silver / KCP-883B Black

MIGHTY HANDCUFF w/ EYE RING COUPLER



0.78 kg 200 kg
(1.72 lbs) (440.9 lbs)

- Fits tube Ø 60mm
- Equipped with M12 eye ring for multipurpose use with chains, wires and ropes.



KCP-884 Silver / KCP-884B Black

SLIM MIGHTY HANDCUFF w/ TV QUICK RECEIVER



1.05 kg 100 kg
(2.31 lbs) (220 lbs)

- Fits tube Ø 60mm
- Incorporates a 28mm (1-1/8") socket w/ safety lock system.



KCP-885 Silver / KCP-885B Black

MIGHTY HANDCUFF w/ TV QUICK RECEIVER



1.28 kg 100 kg
(2.82 lbs) (220 lbs)

- Fits tube Ø 60mm
- Incorporates a 28mm (1-1/8") socket w/ safety lock system.



KS-089 Silver / KS-089B Black

UNIVERSAL TV QUICK RECEIVER



0.70 kg 100 kg
(1.54 lbs) (220 lbs)




- Aluminum quick accepts captive 28mm DIN or Euro Spigot.
- Easily assembly with clamps through long hex or wrench socket driver.
- Allows 360 degree rotation.



YOUTUBE
LIGHTING CLAMP FT.
UNIVERSAL TV QUICK
RECEIVER FOR 28MM SPIGOT

KCP-866 Silver

NUGGET COUPLER w/ 16mm STUD




0.36 kg 100 kg
(0.79 lbs) (220 lbs)

- Fits tube Ø 32-38mm
- Equipped with a 16mm(5/8") stud for lightweight luminaires, grip heads, etc.



KCP-860 Silver / KCP-860B Black

NUGGET COUPLER



0.20 kg 120 kg
(0.44 lbs) (264 lbs)



- Fits tube Ø 32-38mm
- Double level's counter sunk for M10 or 3/8" hex screw. for custom solutions.
- Equipped with M10 bolt and nut.



KCP-862 Silver / KCP-862B Black

NUGGET SWIVEL COUPLER



0.40 kg 120 kg
(0.88 lbs) (264 lbs)




- Fits for tube 32-38mm to 32-38mm
- For quick and easy interconnection for truss, pipes or bars.



KCP-863 Silver / KCP-863B Black

NUGGET COUPLER w/ EYE RING



0.36 kg 120 kg
(0.79 lbs) (264 lbs)



- Fits tube Ø 32-38mm
- Equipped with M10 eye ring for multipurpose use with chains, wires and ropes.



KCP-810 Silver / KCP-810B Black

ARCH COUPLER



0.68 kg 150 kg
(1.5 lbs) (330 lbs)



- Fits tube Ø 38-51mm
- Double levels counter sunk for M10 or M12 hex for custom solutions.



KCP-813 Silver / KCP-813B Black

ARCH COUPLER w/ EYE RING



0.79 kg 75 kg
(1.74 lbs) (165.35 lbs)



- Fits tube Ø 38-51mm
- Equipped with M12 eye ring for multipurpose use with chains, wires and ropes.



KCP-841 Silver

ARCH COUPLER w/ QUICK RECEIVER



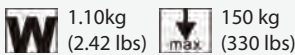
1.38 kg 150 kg
(3.0 lbs) (330 lbs)

- Fits tube Ø 38-51mm
- Incorporates a 28mm(1-1/8") socket w/ safety lock system.



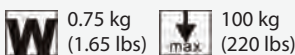
KCP-814 Silver / KCP-816 Silver

ARCH COUPLER w/ 28mm SPIGOT / 16mm STUD



1.10kg 150 kg
(2.42 lbs) (330 lbs)

- Fits tube Ø 38-51mm
- Equipped with a 28mm(1-1/8")
- AKA big Ben clamp. The pin can mount into a combo stand to span between two stand as a goal post rig.



0.75 kg 100 kg
(1.65 lbs) (220 lbs)

- Fits tube Ø 38-51mm
- Equipped with a 16mm(5/8") stud for lightweight luminaires, grip heads, etc.



KCP-0201 Silver
KCP-0201B Black

MINI COUPLER 20

W 0.06 kg (0.13 lbs) **max** 100 kg (220.46 lbs)

- Fits tube Ø 20-22mm
- Equipped with M6 bolt and wing nut for custom solutions.



KCP-0202 Silver
KCP-0202B Black

MINI SWIVEL COUPLER 20

W 0.11 kg (0.24 lbs) **max** 100 kg (220.46 lbs)

- Fits tube Ø 20-22mm
- For quick and easy interconnection for truss, pipes or bars.



KCP-0203 Silver
KCP-0203B Black

MINI EYE RING COUPLER 20

W 0.1 kg (0.22 lbs) **max** 90 kg (198.4 lbs)

- Fits tube Ø 20-22mm
- Equipped with M6 eye ring for multipurpose use with chains, wires and ropes.



KCP-811 Silver
KCP-811B Black

MINI COUPLER 25

W 0.06 kg (0.13 lbs) **max** 100 kg (220.46 lbs)

- Fits tube Ø 23-25.4mm
- Equipped with 1/4"-20 bolt and nut for custom solutions.



KCP-812 Silver
KCP-812B Black

MINI EYE RING COUPLER 25

W 0.1 kg (0.22 lbs) **max** 90 kg (198.4 lbs)

- Fits tube Ø 23-25.4mm
- Equipped with M6 eye ring for multipurpose use with chains, wires and ropes.



KCP-815 Silver
KCP-815B Black

MINI SWIVEL COUPLER 25

W 0.12 kg (0.26 lbs) **max** 100 kg (220.46 lbs)

- Fits tube Ø 23-25.4mm
- For quick and easy interconnection for truss, pipes or bars.



KCP-0301 Silver
KCP-0301B Black

MINI COUPLER 30

W 0.07 kg (0.15 lbs) **max** 100 kg (220.46 lbs)

- Fits tube Ø 25-28mm
- Equipped with M6 bolt and wing nut for custom solutions.



KCP-0302 Silver
KCP-0302B Black

MINI SWIVEL COUPLER 30

W 0.12 kg (0.26 lbs) **max** 100 kg (220.46 lbs)

- Fits tube Ø 25-28mm
- For quick and easy interconnection for truss, pipes or bars.



KCP-0303 Silver
KCP-0303B Black

MINI EYE RING COUPLER 30

W 0.12 kg (0.26 lbs) **max** 90 kg (198.4 lbs)

- Fits tube Ø 25-28mm
- Equipped with M6 eye ring for multipurpose use with chains, wires and ropes.



KCP-0351 Silver
KCP-0351B Black

MINI COUPLER 35

W 0.1 kg (0.22 lbs) **max** 100 kg (220.46 lbs)

- Fits tube Ø 30-35mm
- Equipped with M8 bolt and wing nut for custom solutions.



KCP-0352 Silver
KCP-0352B Black

MINI SWIVEL COUPLER 35

W 0.18 kg (0.4 lbs) **max** 100 kg (220.46 lbs)

- Fits tube Ø 30-35mm
- For quick and easy interconnection for truss, pipes or bars.



KCP-0353 Silver
KCP-0353B Black

MINI EYE RING COUPLER 35

W 0.14 kg (0.3 lbs) **max** 90 kg (198.4 lbs)

- Fits tube Ø 30-35mm
- Equipped with M8 eye ring for multipurpose use with chains, wires and ropes.



KCP-0401 Silver
KCP-0401B Black

MINI COUPLER 40

W 0.14 kg (0.3 lbs) **max** 100 kg (220.46 lbs)

- Fits tube Ø 35-40mm
- Equipped with M10 bolt and wing nut for custom solutions.



KCP-0402 Silver
KCP-0402B Black

MINI SWIVEL COUPLER 40

W 0.21 kg (0.46 lbs) **max** 100 kg (220.46 lbs)

- Fits tube Ø 35-40mm
- For quick and easy interconnection for truss, pipes or bars.



KCP-0403 Silver
KCP-0403B Black

MINI EYE RING COUPLER 40

W 0.2 kg (0.44 lbs) **max** 90 kg (198.4 lbs)

- Fits tube Ø 35-40mm
- Equipped with M10 eye ring for multipurpose use with chains, wires and ropes.



KCP-857 Silver

MIGHTY HALF SWIVEL COUPLER




1.25 kg (2.75 lbs) 500 kg (1100 lbs)

- Fits tube Ø 48-51mm to Ø 51-60mm
- For quick and easy interconnection for truss, pipes or bars.
- Allows a full 360 degree of movement
- Drift pin also supplied for fixing in a 90 degree configuration.



KCP-868 Silver

SLIM TYPE SWIVEL COUPLER



0.58 kg (1.27 lbs) 120 kg (264 lbs)

- Fits tube Ø 48-51mm to Ø 32-38mm
- For quick and easy interconnection for truss, pipes or bars.
- Allows a full 360 degree of movement
- Drift pin also supplied for fixing in a 90 degree configuration.



KCP-869 Silver

SLIM TYPE MIGHTY SWIVEL COUPLER




0.62 kg (1.36 lbs) 120 kg (264 lbs)

- Fits tube Ø 51-60mm to Ø 32-38mm
- For quick and easy interconnection for truss, pipes or bars.
- Allows a full 360 degree of movement
- Drift pin also supplied for fixing in a 90 degree configuration.



KCP-835 Silver & Black

TRUSS COUPLER



3.30 kg (7.26 lbs) 200 kg (440 lbs)

- Fits tube Ø 48-51mm
- Centers: 205-405mm
- U-Shaped steel: 3.5mm (T) & 450mm(L)
- Mounting truss on two wind-up stands.
- The tilt swivel stand pin offers a solution to the torsion and mounting problem while lifting a truss with two stands simultaneously.



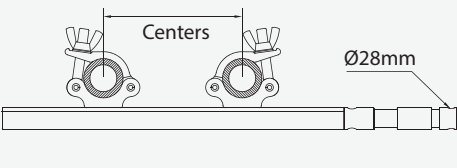
KCP-835V Silver & Black

LADDER TRUSS COUPLER




3.30 kg (7.26 lbs) 200 kg (440 lbs)

- Fits tube Ø 48-51mm
- Centers: 195-395mm



KCP-835F Silver

TRUSS ADAPTER FOR SPEAKER STAND



3.9 kg (0.44 lbs) 200 kg (440 lbs)

- Fits tube Ø 48-51mm
- Centers: 205-405mm
- With Dia. 35mm socket female




KCP-835L Silver

LIFTING TRUSS COUPLER



5 kg (11 lbs) 500 kg (1100 lbs)

- Fits tube Ø 48-51mm
- Eye Ring: M16
- Centers: 197-402mm



KCP-804HB Black

HEAVY DUTY ARM COUPLER



50 kg (110 lbs)

Strengthen by thick gauge triangular support plate and welded with prolonged aluminum body, this heavy duty arm coupler enhances the loading capacity by two times heavier than the ordinary arm coupler for up to 50kg. Fitted with dia. 48mm aluminum alloy tube and overall length 100cm. Made in black finish.



- Fits tube Ø 48-51mm



KCP-702 Silver

STAGE CLAMP WITH 14MM HOLE




0.39 kg 50 kg
(0.85 lbs) (110 lbs)

- Hole Ø 14mm
- Fits tube Ø 38-51mm



KCP-703 Silver

STAGE CLAMP WITH 16MM STUD



0.52 kg 50 kg
(1.14 lbs) (110 lbs)

- Fits tube Ø 38-51mm
- Incorporates 16mm(5/8") stud.



KCP-704 Silver

STAGE CLAMP WITH 28MM STUD




1.03 kg 50 kg
(2.27 lbs) (110 lbs)

- Fits tube Ø 38-51mm
- AKA big Ben clamp. The pin can mount into a combo stand to span between two stand as a goal post rig.



KCP-705 Silver

STAGE CLAMP WITH 28MM SOCKET



0.75 kg 150 kg
(1.65 lbs) (330 lbs)

- Incorporates a 28mm (1-1/8") socket w/ safety linchpin.



C-12 Silver / C-12B Black

STEEL HOOK CLAMP



0.90 kg 40 kg
(1.98 lbs) (88 lbs)

- Fits tube size from Ø 40-60mm
- Supplied with a welded M12 yoke nut and bolt.



C-05 Silver / C-05B Black

ALUMINUM ALLOY HOOK



0.45 kg 40 kg
(0.99 lbs) (88 lbs)

- Fits tube Ø 30-51mm
- Comes with a dia.17mm spigot (Dabo) with 3/8"-16 bolt for fixture yoke.



C-05QP Silver

ALUMINUM ALLOY HOOK



0.48 kg 40 kg
(1.05 lbs) (88 lbs)

- Fits tube Ø 30-51mm
- Comes with a dia.17mm spigot (Dabo) with 3/8"-16 bolt for fixture yoke.
- with a spring release collar to lock spigot automatically and push to release quickly.



C-01B Black / C-01QB Black

STEEL IRON CASTING CLAMP



0.64 kg 40 kg
(1.41 lbs) (88 lbs)

- Fits tube Ø 30-51mm
- Comes with a dia.17mm spigot (Dabo) with 3/8"-16 bolt for fixture yoke.

QUICK RELEASE VERSION / C-01QB

- With a spring release collar to lock spigot automatically and push to release quickly.



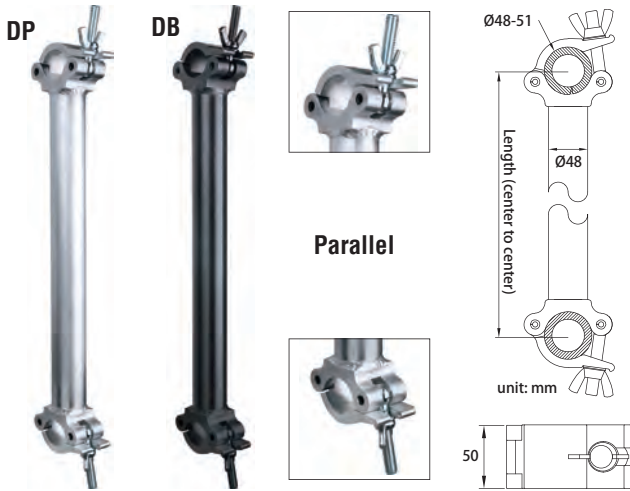


KCP-804SA Support Arm Coupler

Two articulating joints offering stable support for arm coupler ideal for a heavy object from truss where a supportive device is needed.

- Fits tube Ø 48-51mm
- Tube length: 1000mm

W 2.65 kg (5.84 lbs) **max** 100 kg (220 lbs)



Pipe-to-pipe coupler offers a firm connection between two parallel tubes, and also for 90 degree crossover tubes. Feasible for tube diameter 48-51mm, and available in polished and black finish.

KCP-801-DP / KCP-801-DB Pipe-to-pipe Coupler

Tube length: 250mm

W 1.25 kg (2.75 lbs) **max** 200 kg (441 lbs)

KCP-802-DP / KCP-802-DB Pipe-to-pipe Coupler

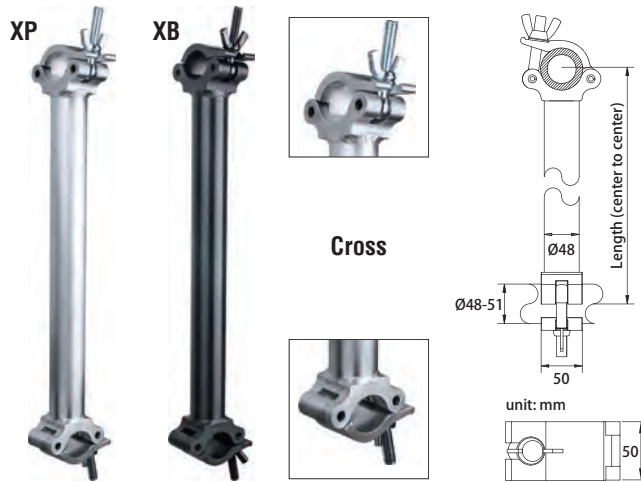
Tube length: 500mm

W 1.60 kg (3.52 lbs) **max** 200 kg (441 lbs)

KCP-804-DP / KCP-804-DB Pipe-to-pipe Coupler

Tube length: 1000mm

W 2.30 kg (5.07 lbs) **max** 200 kg (441 lbs)



KCP-801-XP / KCP-801-XB Pipe-to-pipe Coupler

Tube length: 250mm

W 1.25 kg (2.75 lbs) **max** 200 kg (441 lbs)

KCP-802-XP / KCP-802-XB Pipe-to-pipe Coupler

Tube length: 500mm


W 1.60 kg (3.52 lbs) **max** 200 kg (441 lbs)

KCP-804-XP / KCP-804-XB Pipe-to-pipe Coupler

Tube length: 1000mm

W 2.30 kg (5.07 lbs) **max** 200 kg (441 lbs)

Arm coupler is firmly welded with 48mm aluminum alloy tube, creating an extension and flexible rigging point for lighting fixture. Feasible for tube diameter 48-51mm, and available in polished and black finish.



KCP-801 / KCP-801B Arm Coupler

Tube length: 250mm

W 0.85 kg (1.87 lbs) **max** 80 kg (176 lbs)

KCP-802 / KCP-802B Arm Coupler

Tube length: 500mm

W 1.20 kg (2.64 lbs) **max** 40 kg (88 lbs)

KCP-803 / KCP-803B Arm Coupler

Tube length: 750mm

W 1.55 kg (3.41 lbs) **max** 37 kg (81.5 lbs)

KCP-804 / KCP-804B Arm Coupler


Tube length: 1000mm

W 1.90 kg (4.18 lbs) **max** 25 kg (55.1 lbs)

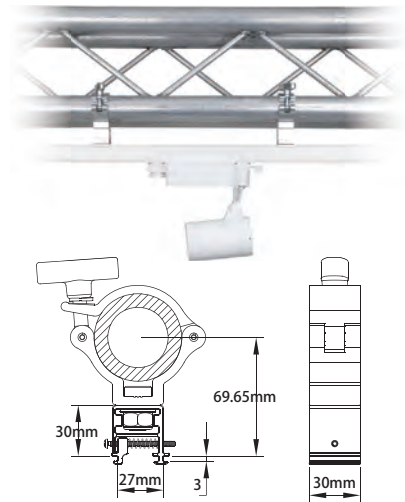
A neat solution for attaching 3-phase (3 circuits) or DALI lighting track on 2" (51mm) pipe, tube or truss. This patented clamp is constructed of a classic burger coupler with aluminum alloy, making it sturdy yet compact and lightweight. Quick set-up and flexible with adjustments. Usable for 3-phase lighting track including ERCO, EUTRAC, ZUMBETOL and GLOBAL TRAC.



YOUTUBE
KUPO UNIVERSAL
LIGHT TRACK COUPLER




PATENT

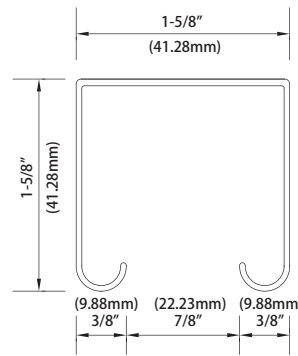


KCP-907 Universal Light Track Coupler **W** 0.19 kg (0.42 lbs) **max** 20 kg (44.09 lbs)

The strut channel is widely used in electrical support systems and construction. It is made from 2mm thick rolled steel and folded with an inward-curving shape to strengthen the stiffness for providing the greatest support and connecting other components. Formed in box size 1-5/8" (41mm) by 1-5/8" (41mm) with oval slots in 10 x 32mm. Surface is available galvanized or hotdipped galvanized.

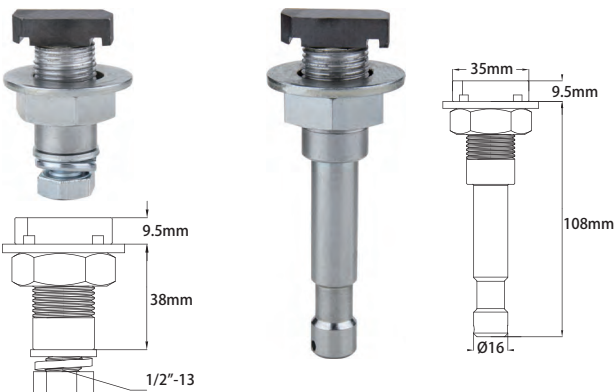


KT-S300SG Strut Channel
3M Strut Channel, 41(W) x 41(H) x 2(T)mm, Oval-slotted, Galvanized.



KT-S300SH Strut Channel
3M Strut Channel, 41(W) x 41(H) x 2(T)mm, Oval-slotted, Hot-Dipped Galvanized.

Strut channel adapters are used for hanging fixtures or pipes to the strut channel. Each strut channel adapter is welded with a grooved top piece that can easily access the track and hold the channel tightly. With the strut channel adapter you will find it easy and faster than ever to position the lighting fixture on the strut channel. Suitable for standard 1-5/8" (width) strut channels. Strong and durable. WLL rated 220kgs (440lbs).




KT-056 Strut Channel Adapter w/ 1/2"-13 Nut & Bolt
for Hanging Lighting Fixture or Equipment.

W 0.2 kg (0.44 lbs) **max** 220 kg (440 lbs)

KT-058 Strut Channel Adapter w/ 5/8" (16mm) Baby Pin
for Hanging Film / Video Fixture or Equipment.

W 0.3 kg (0.66 lbs) **max** 220 kg (440 lbs)



KT-057 Strut Channel Adapter w/ half coupler for 2" (50mm) tube
for Adapting Strut Channel to Pipe or Tube.

W 0.7 kg (1.54 lbs) **max** 220 kg (440 lbs)

How to fasten the strut channel adapter:

1. Insert the adapter into the strut channel and rotate 90 degrees.
2. Spin the large hex nut to lock into the channel.



SAFETY WIRE

Kupo safety wire is made of galvanized steel wire, and is constructed in accordance with DIN3055 and DIN3060. It is used as secondary bonding for rigging, lighting and other equipment to truss or stand, rendering a secondary flexible coupling in addition to the regular fixture. Standard finish is metallic silver, Black coating is available upon request.



YOUTUBE
KUPU SAFETY WIRE
(SW-01)



SW-01 / SW-01-B
Ø 3.2mm, 7 x 19 wire

SW-02
Ø 2.0mm, 7 x 7 wire,
Ø 3.0mm (with PVC jacket)

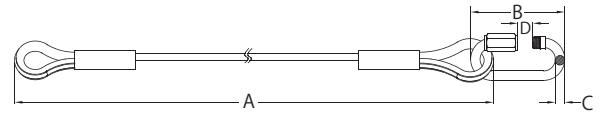
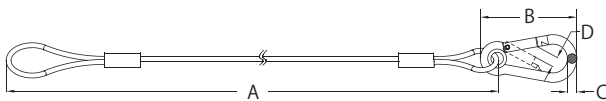


SW-03 / SW-03-B
Ø 4.8mm, 7 x 19 wire

SW-04
Ø 3.2mm, 7 x 19 wire,
Ø 4.5mm (with PVC jacket)

| Item | WLL | A | B | C | D |
|----------------|------|------|------|-------|-------|
| SW-01/ SW-01-B | 10kg | 75cm | 60mm | 5.8mm | 7.8mm |
| SW-02 | 5kg | 70cm | 50mm | 4.8mm | 7.0mm |
| SW-04 | 10kg | 75cm | 60mm | 5.8mm | 7.8mm |

| Item | WLL | A | B | C | D |
|---------|------|-------|------|-------|-------|
| SW-03 | 50kg | 100cm | 60mm | 5.8mm | 9.7mm |
| SW-03-B | 50kg | 100cm | 60mm | 5.8mm | 9.7mm |



This safety wire is built with stainless steel hook and wire rope, and terminated with aluminum ferrule. With its rusty-free feature, it is an ideal choice for outdoor application.



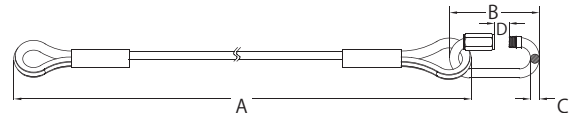
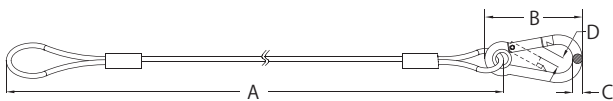
SW-01ST
Ø 3.2mm, 7 x 19 wire
(Stainless steel wire)

| Item | WLL | A | B | C | D |
|---------|------|------|------|-------|-------|
| SW-01ST | 10kg | 75cm | 60mm | 5.8mm | 7.8mm |



SW-03ST
Ø 4.8mm, 7 x 19 wire
(Stainless steel wire)

| Item | WLL | A | B | C | D |
|---------|------|-------|------|-------|-------|
| SW-03ST | 50kg | 100cm | 60mm | 5.8mm | 9.7mm |

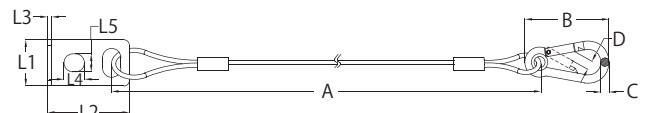


Kupo extends the application of safety wire by adding a yoke plate on SW-01 safety wire. By fastening the plate to the yoke of lighting fixture, it offers an easier management for safety wire as the fixing point is just that clear. With this design, the safety bond won't get lost any more as it is firmly attached to the yoke. A simple and clever accessory to the fixtures.



SW-01YP
Safety Wire w/ Yoke Plate
Ø 3.2mm, 7 x 19 wire, SW-01 with yoke fixing plate

| Item | WLL | L1 | L2 | L3 | L4 | L5 | A |
|---------|------|------|------|-----|--------|--------|------|
| SW-01YP | 10kg | 32cm | 58mm | 3mm | 15.5mm | 14.5mm | 75mm |



KS-279 Linchpin Set

Linchpin is made of durable steel construction with a yellow zinc dichromate finish. Features a latch with integrated spring retainer makes the fixation easy and firm. The Pin is measured 5.5mm in diameter and 40mm long with locking rings measured 35mm in diameter and 5.8mm thick. (set of 5)



TV Coupler's are built for heavy-duty lighting equipment and come with a 16mm receiver or 28mm spigot. It is equipped with a "safety linchpin", a security device allowing the user to preset it in the pin hole of a 28mm spigot before completely tightening and keeps the coupler from unexpected drop-off.



YOUTUBE
KUPO TV COUPLER
(KCP-844)

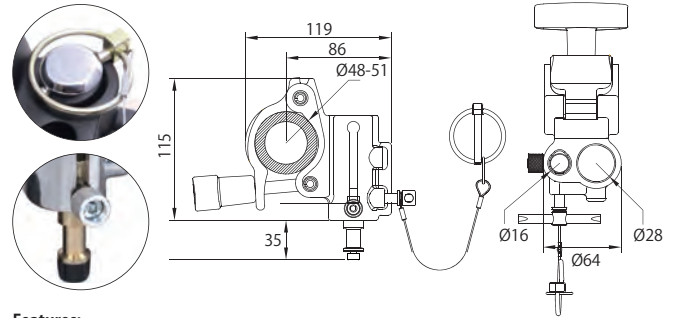


YOUTUBE
A GRIP CHOICE
ON LED PANEL
ACCESSORIES

KCP-844 / KCP-844B Silver / Black **W** 0.32kg / 0.71lbs

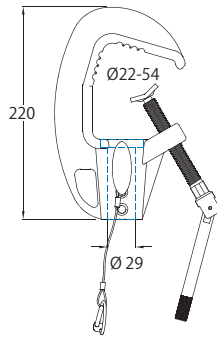
WLL: 300kg (on 28mm attachment)

WLL: 40kg (on 16mm attachment)



Features:

1. Constructed by rugged die-cast aluminum main body and extruded aluminum hinged locking jaw with TUV Approval.
2. Comes with a 28mm junior socket for luminaries or telescopic hanger.
3. Three fixing holes, with stainless steel helicoil insert to prevent thread stripped, fit diverse 28mm spigot.
4. The 3/8" threaded 16mm baby stud is also available and alternated with a 16mm baby socket by the spring latch bolt for lightweight luminaries and accessories.
4. Hinged locking jaw is restricted, making operation with single hand easier.
5. The safety wire is built with the clamp to ensure this essential safety aid is always on hand.
6. Linchpin is attached with the safety wire to keep it safe for pan adjustment of luminaire while the knob of clamp is loose.



YOUTUBE
KUPO TV CLAMP
(KCP-100B)

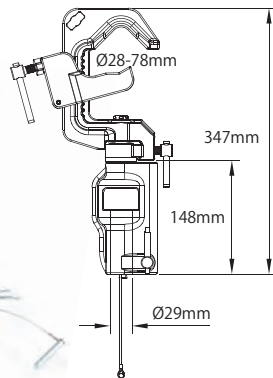



YOUTUBE
A GRIP CHOICE
ON LED PANEL
ACCESSORIES

KCP-100B T.V. Clamp **W** 1.61kg / 3.55lbs **max** 250kg / 550lbs

The KCP-100B T.V. Clamp is a heavy duty casting C clamp and is supplied with a Tommy bar to improve grip. It ends in a 28mm(1-1/8") junior receiver. A collar ring on bushing is supplied for the safety linch pin to pass through the fixture spigot. There is a dedicated aperture in the clamp body for attaching the safety cable. This clamp works for round tube diameters from 22-54mm with load capacity of 250kgs. It is ideal to hang all types of luminaries in T.V. studios and theaters.

Designed with ratcheting jaw to fit wider tube range, these two pipe C clamps work for tube diameter from 28mm(1-1/8") to 78mm(3"). Manufactured from rugged gravity cast aluminum for greater load capacity. TUV certified for working safe.



KCP-150 Swiveling Pipe C Clamp w/ Universal Head

Manufactured from rugged gravity cast aluminum, the Kupo swiveling pipe C clamp works for pipe diameters from 28 to 78mm with load capacity 15kg (33lbs) or for 16mm attachment and 80kg (176lbs). The swivel device allows a pan adjustment of the fixture with ease and convenience. And the safety wire is built with the clamp to ensure this essential safety aid is always on hand.

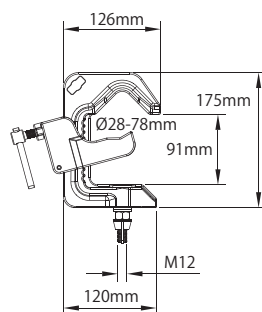
W 1.6kg / 3.52lbs **max** 15kg (16mm) / 33lbs **max** 80kg (28mm) / 176lbs



YOUTUBE
KUPO RATCHETING
JAW C CLAMP



YOUTUBE
A GRIP CHOICE
ON LED PANEL
ACCESSORIES



KCP-151 Ratcheting Jaw C Clamp w/ M12 Bolt & Nut

Also manufactured from rugged gravity cast aluminum, Kupo KCP-151 Swiveling "C" Clamp comes with M12 screw and wing nut instead of universal head. The C clamp works for pipe diameters from 28 to 78mm with load capacity 110kg (242lbs).

W 1.07kg / 2.36lbs **max** 110kg / 242lbs

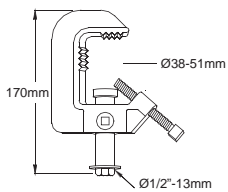


YOUTUBE
KUPO RATCHETING
JAW C CLAMP



YOUTUBE
A GRIP CHOICE
ON LED PANEL
ACCESSORIES

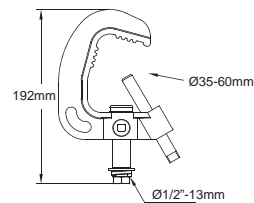
Note: When using c-clamps care must be taken to not over-tighten the pipe bolt which affixes the clamp to the batten. If this bolt is over-tightened, it can easily dimple or "drill" into the batten, seriously compromising the strength of the batten. A finger tight plus half turn with the wrench is all that is required.



C-06
Heavy Duty Iron Casting Clamp

W 0.87kg 1.92lbs **max** 100kg 220lbs

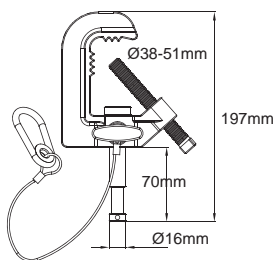
The old C clamp or pipe clamp is designed for most hanging applications. Intended for use with 1-1/2" to 2" O.D. iron pipes in theaters. 2-1/2" long steel shaft with 1/2"-13 yoke bolt and washer. A square head pan set screw allows you to rotate the fixture. Comes in black powder coat finish.



C-06T
Titan Iron Casting Clamp

W 1.25kg 2.75lbs **max** 100kg 220lbs

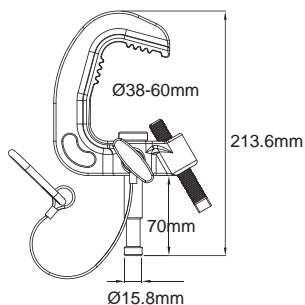
Designed to fasten luminaries to a tube or pipe of outside diameter 1-1/2" to 2-1/2" (35mm-60mm). This iron casting clamp is durable to hold a payload up to 220lbs (100kgs). Comes with 3-1/2" steel long shaft and 1/2"-13 bolt & washer. Main body has a bonding position to safety wire to anchor.



C-16 Baby Pipe Clamp

W 0.95kg 2.09lbs **max** 100kg 220lbs

It is identical to old C clamp but has a 16mm baby stud. The collar on the top of the baby pin keeps it safe for pan adjustments of luminaries while the knob of the clamp is loosened. The safety wire is also built with the clamp to ensure this essential safety aid is always on hand.



C-26 Titan Clamp w/ 16mm Baby Pin for Tube 60mm

W 1.2kg 2.65lbs **max** 100kg 220lbs

Equipped with a 16mm baby spigot for most of TV/Studio luminaries, this clamp fits the tube with diameter up to 38mm-60mm. Short-handle tommy bar prevents the handle from getting stuck with luminaire while in operation. Made of iron casting. Sturdy and durable. Safety cable is supplied as standard part.



YOUTUBE
A GRIP CHOICE
ON LED PANEL
ACCESSORIES



KS-277 Space Light Skirt Mounting Bracket

The plated steel bracket comes with 3pcs 55cm steel wires and carabineers allows you to effortlessly mounting an industrial space light skirt to the modern LED lighting fixture such as Skypanel 60. Simply slip the bracket into the 1-1/8"(28mm) junior pin of the light fixture and connect carabineer to the skirt mounting hole. An extra hole on bracket is for safety chain to ensure whole unit safety.

The Kupo telescopic hanger family features a quick release clamp allowing the user to quickly and securely suspend a lighting fixture or other equipment overhead for an unobstructed floor area. Constructed by quality steel with a superior chrome plated surface treatment for lasting durability. A stirrup head is on the end of the telescopic hanger designed for those lighting fixtures with clamps mounted on the head directly. A universal adapter is also available on the hanger for those lighting fixtures with a junior pin securely mounted on telescopic hangers. Safety pins for both versions are equipped to prevent the riser from slipping. A full range of telescopic hangers are supplied from lengths 3 to 10 feet (91.4cm-304.8cm) to meet all industrial requirements.



Stirrup Head: Dia. 40mm Baby pin: 5/8"(16mm)



YOUTUBE
TELESCOPIC HANGERS

PATENTED

Quick Release Clamp allows user to Quickly and Securely Suspend a Lighting Fixture Overhead for an Unobstructed Floor Area.



Stirrup head



YOUTUBE
KUPO TELESCOPIC HANGER W/ STIRRUP HEAD



Universal head



YOUTUBE
KUPO TELESCOPIC HANGER W/ UNIVERSAL HEAD

KTHS-0306 Short Telescopic Hanger w/ Stirrup Head

| | | | |
|---------------------------|----------------------------|---------------------------|---------------------------|
| L 91.4cm 3 feet | H 182.8cm 6 feet | W 5.3kg 11.7lbs | ↓max 40kg 88lbs |
|---------------------------|----------------------------|---------------------------|---------------------------|

KTHS-0408 Medium Telescopic Hanger w/ Stirrup Head

| | | | |
|----------------------------|----------------------------|-------------------------|---------------------------|
| L 121.9cm 4 feet | H 246.8cm 8 feet | W 6kg 13.2lbs | ↓max 40kg 88lbs |
|----------------------------|----------------------------|-------------------------|---------------------------|

KTHS-0510 Long Telescopic Hanger w/ Stirrup Head

| | | | |
|----------------------------|-----------------------------|---------------------------|---------------------------|
| L 152.4cm 5 feet | H 304.8cm 10 feet | W 6.7kg 14.8lbs | ↓max 40kg 88lbs |
|----------------------------|-----------------------------|---------------------------|---------------------------|

KTHU-0306 Short Telescopic Hanger w/ Universal Head

| | | | |
|---------------------------|----------------------------|---------------------------|------------|
| L 91.4cm 3 feet | H 182.8cm 6 feet | W 5.3kg 11.7lbs | T v |
|---------------------------|----------------------------|---------------------------|------------|

- Baby pin (16mm spigot) max load: 10 kg / Junior receiver (28mm socket) max load: 40 kg
- Linch Pin is attached with safety wire.

KTHU-0408 Medium Telescopic Hanger w/ Universal Head

| | | | |
|----------------------------|----------------------------|-------------------------|------------|
| L 121.9cm 4 feet | H 246.8cm 8 feet | W 6kg 13.2lbs | T v |
|----------------------------|----------------------------|-------------------------|------------|

- Baby pin (16mm spigot) max load: 10 kg / Junior receiver (28mm socket) max load: 40 kg
- Linch Pin is attached with safety wire.

KTHU-0510 Long Telescopic Hanger w/ Universal Head

| | | | |
|----------------------------|-----------------------------|---------------------------|------------|
| L 152.4cm 5 feet | H 304.8cm 10 feet | W 6.7kg 14.8lbs | T v |
|----------------------------|-----------------------------|---------------------------|------------|

- Baby pin (16mm spigot) max load: 10 kg / Junior receiver (28mm socket) max load: 40 kg
- Linch Pin is attached with safety wire.


KTHU-0712 Extra Long Telescopic Hanger w/ Universal Head

| | | | |
|----------------------------|---------------------------|---------------------------|------------|
| L 233.4cm 7 feet | H 400cm 12 feet | W 7.0kg 15.4lbs | T v |
|----------------------------|---------------------------|---------------------------|------------|

- Baby pin (16mm spigot) max load: 10 kg / Junior receiver (28mm socket) max load: 40 kg
- Linch Pin is attached with safety wire.



Quick action clamp for rigging on tube size from 25-55mm.



Push to lock



Press to release



Safety pin

Kupo Lightweight telescopic hangers are made of solid steel with matt black powder coated finish, designed for mounting with lightweight fluorescents, LED lights or any lighting fixtures less than 15kg(33lbs) weight. Features a safety wire equipped on the column to avoid the iron casting clamp unexpectedly dropping off and the quick release ball safety pin is also equipped to prevent the riser from slipping. The iron casting clamp used for pipe from 1-1/2”(35mm) to 2-1/2”(65mm) O.D. and the collar on the top of telescopic hanger keeps it safe for pan adjustment while the knob of the clamp is loosened. The stirrup head on the end of the telescopic hanger is for those lighting fixtures that come with clamps that can be mounted on the hanger directly. Any lighting fixtures equipped with 5/8”(16mm) baby receiver can be mounted on the baby pin on the end of the telescopic hanger.



Stirrup Head: Dia. 40mm



Baby pin: 5/8” (16mm)

KLHS-0103
Short Lightweight Telescopic Hanger w/ Stirrup Head

| | | | |
|-----------------------------|---------------------------|-------------------------|----------------------------|
| L 53.3cm 1.5 feet | H 91.4cm 3 feet | W 3kg 7.62lbs | ↓ max 15kg 33lbs |
|-----------------------------|---------------------------|-------------------------|----------------------------|

KLHS-0204
Medium Lightweight Telescopic Hanger w/ Stirrup Head

| | | | |
|---------------------------|----------------------------|---------------------------|----------------------------|
| L 68.8cm 2 feet | H 121.9cm 4 feet | W 3.6kg 7.92lbs | ↓ max 15kg 33lbs |
|---------------------------|----------------------------|---------------------------|----------------------------|

KLHS-0306
Long Lightweight Telescopic Hanger w/ Stirrup Head

| | | | |
|---------------------------|----------------------------|------------------------|----------------------------|
| L 91.4cm 3 feet | H 182.8cm 6 feet | W 4kg 8.8lbs | ↓ max 15kg 33lbs |
|---------------------------|----------------------------|------------------------|----------------------------|

KLHB-0103
Short Lightweight Telescopic Hanger w/ Baby Pin

| | | | |
|-----------------------------|---------------------------|--------------------------|----------------------------|
| L 53.3cm 1.5 feet | H 91.4cm 3 feet | W 2.5kg 5.5lbs | ↓ max 15kg 33lbs |
|-----------------------------|---------------------------|--------------------------|----------------------------|

KLHB-0204
Medium Lightweight Telescopic Hanger w/ Baby Pin

| | | | |
|---------------------------|----------------------------|---------------------------|----------------------------|
| L 68.8cm 2 feet | H 121.9cm 4 feet | W 2.8kg 6.16lbs | ↓ max 15kg 33lbs |
|---------------------------|----------------------------|---------------------------|----------------------------|

KLHB-0306
Long Lightweight Telescopic Hanger w/ Baby Pin

| | | | |
|---------------------------|----------------------------|---------------------------|----------------------------|
| L 91.4cm 3 feet | H 182.8cm 6 feet | W 3.2kg 7.04lbs | ↓ max 15kg 33lbs |
|---------------------------|----------------------------|---------------------------|----------------------------|



Quick release ball safety pin prevents the riser from slipping.



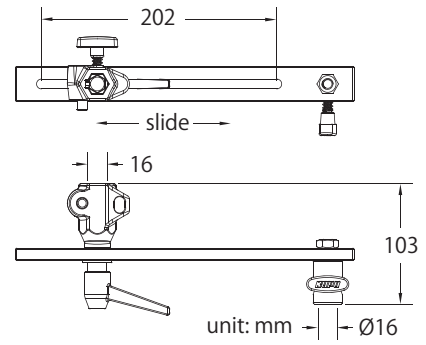
Safety wire equipped on the column to avoid clamp unexpected drop-off.



1/4"-20 female thread on the top of 5/8” (16mm) baby pin.

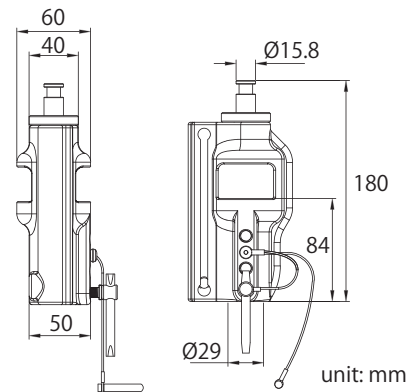


The collar on the top of the telescopic hanger keeps it safe for pan adjustment while the knob of the clamp is loosened.



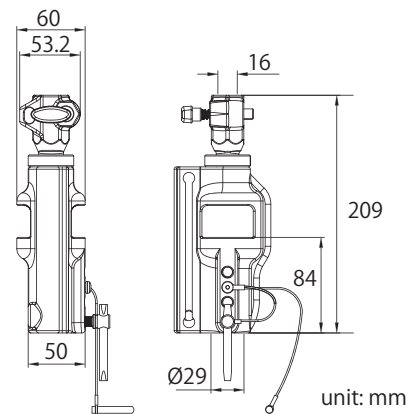
KS-210 Balance Adjustment Bracket **W** 0.4kg / 0.88lbs

Designed to be fitted between pantograph and unbalanced lighting fixtures with a baby receiver (16mm socket). A ratchet handle makes adjustments easy to allow the pantographs to work properly in a tight space.



KS-212 Spigot Adapter 5/8" M to 1-1/8" F **W** 1.6kg / 3.52lbs **max** 100kg / 220lbs

Made of aluminum casting, this spigot adapter features a 5/8"(16mm) baby stud on one side and a 1-1/8"(28mm) junior receiver on the other. Primarily designed for attaching fixtures or accessories that comes with a 1-1/8"(28mm) Junior spigot. And safety wire is built with the clamp to ensure this essential safety aid is always on hand.



KS-214 Spigot Adapter 5/8" F to 1-1/8" F **W** 1.6kg / 3.52lbs **max** 100kg / 220lbs

Made of aluminum casting, this spigot adapter features a 5/8"(16mm) baby receiver on one side and a 1-1/8"(28mm) junior receiver on the other. Primarily designed for attaching fixtures or accessories that comes with a 1-1/8"(28mm) Junior spigot. And safety wire is built with the clamp to ensure this essential safety aid is always on hand.



KS-215 & KS-215B Dia.50mm Stirrup Head

Made of 5mm thick gauge aluminum alloy and welded with Dia. 50mm tube, this stirrup head is designed for mounting lighting fixtures with clamp or coupler. Dia. 12.5mm hole on the bracket for attaching telescopic hanger or drop pole. Available in black and silver paints. Load capacity 100kg



The pole-operated yoke is a custom part to replace the light's existing yoke and have the light controlled from below. Fitted with two cups that control tilting and panning, the yoke enables user to make the adjustment on the ground with a telescopic operating pole. The pole-operated yoke is equipped with a 28mm junior spigot for mounting to a clamp.



A junior spigot is supplied for fitting to a clamp or 28mm receiver.



Pan and tilt adjustment is carried out by worm gear mechanical design.



Adjustment via a telescopic operating pole from the ground staff.



YOUTUBE
KUPO POLE
OPERATED YOKE



Pole-operated yoke is a customized part as the light's dimension varies from each brands.



Blue cup adjusts the pan (left or right).
White cup adjusts the tilt (up or down).

Kupo Telescopic Operating Pole is made of aluminum alloy tube with black anodized surface finish. Constructed of four sections with three risers. While completely extended, it reaches 4M long for KCP-144, and 6.4M long for KCP-206. Each section comes with a quick-release clamp for easier lockup. Top hook helps to maneuver the panning, tilting and focusing of luminary mounted at high position in the studio. Top hook is interchangeable with L-shape top hook, made with a horizontal prolonged rod, for the control the lighting fixture effortlessly. Aluminum pole diameter 20, 25, 30, and 35mm.



Classic Top Hook



Spin-free connection between tubes is user-friendly, making the operation easy. Quick release tube clamp for instant lockup firmly.



Laser-engraved arrow helps to fast figure out the direction of top hook.



YOUTUBE
KUPO TELESCOPIC
OPERATING POLE
(KCP-144 & KCP-206)

KCP-144 **W** 1.3kg / 2.87lbs

Telescopic Operating Pole (1.3M-4M), with classic top hook

KCP-206 **W** 3.0kg / 6.61lbs

Telescopic Operating Pole (1.9M-6.4M), with classic top hook



Telescopic operating pole is used to control the lighting fixture mounted high at the studio.



KS-211
L-Shape Top Hook for Telescopic Operating Pole

With an extra L hook to adjust barndoor or fixture pan by pulling yoke directly. It is interchangeable with the classic top hook.

We lift anything you rig! Rigpro chain hoist is well-known for its excellent mechanical design, robust die-cast structure and components as well as its sophisticated craftsmanship. We offer a range of electric chain hoists meeting IGWW SQP2 code of practice for entertainment rigging. It is designed for climbing and upright applications.

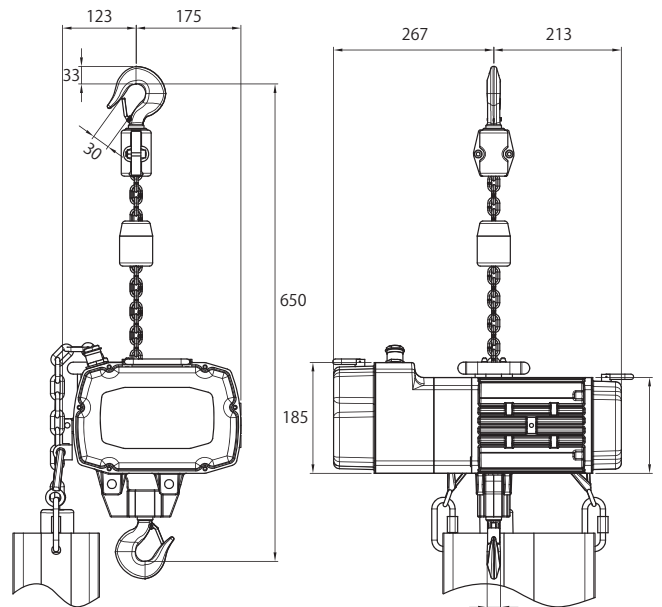


YOUTUBE
RIGPRO
BGV D8+
CHAIN HOIST



Outstanding Features

- 5-pocket lift wheel makes lifting smoother and less vibration
- Operating coefficient of load chain is 8 according to SQP2 2018.
- Friction clutch, located outside the load path, is equipped to protect the gear drive.
- Two spring-applied DC brakes aim for higher safety standard.
- Epoxy black powder coated for less visibility and corrosion resistance with rubber gasket and mechanical design, the complete unit turns to be IP55 rated.
- Forward-curve enhanced Nylon chain guide is robust and keeps chains running smoothly in the central.
- Two foldable handles provide an easy manner for transportation of the hoist.
- Housing is fabricated of gravity die-cast aluminum, light weight yet robust and durable.
- Gears are made of alloy steel with heat treatment for steady operation and less wearing. Fine grounding on gears makes engagement precisely with less operation noise.
- Upper and lower hook are made of drop-forged high tensile carbon steel, allowing 360 degree freely swiveling.
- Over-heat protection, for the maximum limit of 140 (+/-5) Celsius degree, will only allow to lower the load instead of lifting.
- Micro Switch Positioning (MSP) helps to set the up and down limit on travelling position without too much effort on direct control chain hoist (applied for RD-750P model).



unit:mm

Specification

- Load capacity: 750kgs
- Type: DC (direct voltage control)
- Motor: 0.75KW x 4P
- Motor isolation class: F
- Operation voltage: AC 400V / 50Hz
- Lifting speed: 4M/min (50Hz), 4.8M/min (60Hz)
- Load wheel: 5-pocket
- Load chain: Grade 80, 7.1 x 20.2mm
- Duty cycle: 2m FEM class, ED 40% or 240 times on / off per hour
- Friction clutch: outside the load path
- Chain hoist weight: 50kgs (without chain)
- Chain weight: 1.1kgs per meter
- Micro Switch Positioning: optional

RD-750 Comply with D8+ (IGWW SQP2 2018)

| Capacity (kg) | Model | Speed(m/min) 50Hz/60Hz | Fall No. | Load Chain (Dia x pitch) (mm) | Motor (kw x pole) | Weight of hoist (kg) |
|---------------|---------|---------------------------|----------|-----------------------------------|----------------------|-------------------------|
| 750 kg | RD-750 | 4.0 / 4.8 | 1 | Ø7.1 x 20.2 | 0.75 x 4 | 50 |
| 750 kg | RD-750P | 4.0 / 4.8 | 1 | Ø7.1 x 20.2 | 0.75 x 4 | 50 |

RC-250 is a compact and low profile rigging chain hoist that fits the lifting application in theatres, exhibition halls, TV studios, hotels, shopping centers, schools, churches, arenas, sport centers and event venues. RC-250 is feasible for both lifting and climbing operation manner, a pain-free design for mobile and installation rigging requirement.



YOUTUBE
RIGPRO
RC-250 & RD-125
CHAIN HOIST



Compact, Lightweight, yet Robust

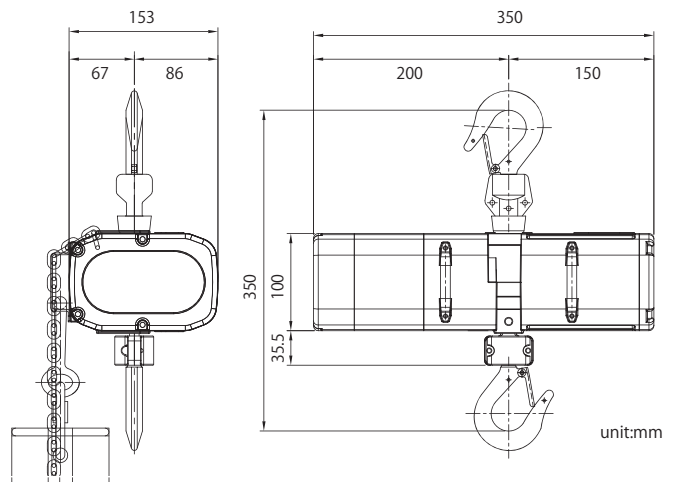
Simplified and streamline profile as 100x153x350mm, you can physically put this hoist into a 12" truss to save the head room, which is really helpful for the building with limited ceiling space for rigging. It is very lightweight, only 11kg deadweight, that requires minimal assistance for a qualified person to handle it. The housing is made of die-casting aluminum alloy, for the maximum strength in such small dimensions.

Higher Safety Gear

The hoist is equipped with two independent DC spring-loaded brakes as standard configuration when it is specified as D8, leveling up the operation safety. Additionally mechanical design is completely compliant with the tier of D8 plus. Slipping clutch, as overload protection, is situated outside the load path so as the brakes hold the load directly while disconnected with power. Adjusting the clutch torque is conveniently accessible through an Allen tool.

Reliable & Smooth Operation

The hoist is powered by a three-phase induction motor. With 2-step drive precisely-machined helical gears, the running noise stays as quiet as less than 65dB. Lifting speed is 4 meter per minute (50Hz) for steady operation



Technical Information

- Load Capacity: 250kg (D8)
- Type: DC (direct voltage control)
- Motor: 0.20KW x 4P
- Motor Isolation Class: F
- Operation Voltage: Three Phase AC 400V/Hz
- Lifting Speed: 4M/min (50Hz), 4.8M/min (50Hz)
- Load Wheel: 5-pocket
- Load Chain: Grade80, 4.0 x 12mm
- Duty Cycle: FEM 1Bm class, ED25% or 150 times on-to-off per hour
- Friction Clutch: Yes, located outside the load patch
- Chain Hoist Weight: 11kgs
- Chain Link Weight: 0.35kg per meter

RC-250 Comply with D8+ (IGVV SQP2 2018)

| Capacity (kg) | Model | Speed(m/min) 50Hz/60Hz | Fall No. | Load Chain (Dia x Pitch) (mm) | Motor (kw x pole) | Weight of hoist (kg) |
|---------------|--------|---------------------------|----------|----------------------------------|----------------------|-------------------------|
| 250 kg | RC-250 | 4.0 / 4.8 | 1 | Ø4.0 x 12.0 | 0.2 x 4P | 11 |

RIGPRO direct hoist controllers are designed to withstand the rigorous touring environment, offering stand-alone or multiple-units control system for maximum flexibility. Available with 4CH, 8CH and 12CH in brief case or rack mount types.

Brief Case Models

FEATURES

1. Phase check for clear identification of respective incoming phases. Only when the phase sequence is correct does the equipment start to work. Phase missing displays on a red LED indicator and the quipment won't be functioning. Lockable E-Stop button and phase reverse switch as standard feature.
2. Phase check for clear identification of respective incoming phases. Only when the phase sequence is correct does the equipment start to work. Phase missing displays on a red LED indicator and the quipment won't be functioning. Lockable E-Stop button and phase reverse switch as standard feature.
3. Overall system protection and control circuit breaker ensure the working stability.
4. Built up with 3-PIN XLR in/out connector as linkable ports for multiple system.
5. Individual up/down rotary switch per motor for handy operation.
6. Wiring information clearly disclosed on the front panel (for 8-CH controller) in favor of the user making the corresponding cable assembly for chain hoist controlling system.
7. Phase reverse switch helps to convert the phase into correct sequence.
8. Switching power supply for multiple input covering AC 220V, 380V, 400V and 440V for maximum flexibility.
9. Industry standard connectors: power input 32A 5P CEE receptacle; output 16A 4P CEE (4-CH) or 2 x 19-PIN connectors (8-CH). Four or eight channels of direct control using reversing contactors built on the rear side of the panel.
10. Each brief case type of Rigpro chain hoist controller is outfitted with Croxs water proof hard case.



CHC-14-3P 4-CH Controller

Dimension: L 52 x W 42 x H 21 (cm)
Weight: 10.00 kgs (with water-proof case)



CHC-18-3P 8-CH Controller

Dimension: L 52 x W 42 x H 21 (cm)
Weight: 9.5 kgs (with water-proof case)



MCA-1919P-100 / 200

Soca 19 Pin, 2.5 mmsq (male-female) / Length: 10M
Soca 19 Pin, 2.5 mmsq (male-female) / Length: 20M



MCA-1904P-5 Cable Sets


4-channels, 4C x 14 AWG per channel
Soca 19Pin male to 4pcs CEE 3P+E female / Length: 0.5M

Designed to accommodate for heavier rigging system. The function is mostly the same as the briefcase type. The major difference is that rack mount type can be installed into standard 19" rack, like a portable dimmer rack system. It is available with 4-channel, 8-channel and the 12-channel. They are all linkable for larger scale of operation.

Rack Mount Models

FEATURES

1. Each controller is supplied with a 2M cable with 5pin CEE form 32A male connector.
2. Handle grips for easy & convenience installation.
3. Each unit comes with footpad for desktop operation.
4. Linkable with 3pin XLR for master/slave function.
5. Universal 3-phase power input – AC/220V, 380V, 400V and 440V for maximum flexibility.
6. Multiple LED indicators provides the clear information of the working status.
7. Overload and circuit leakage breaker (applied for 8CH and 12CH) keeps user away from working hazard.
8. Output for 4-channel is 4pin CEE form 16A female socket; 8-channel and 12-channel comes with Soca 19pin female socket



YOUTUBE
RIGPRO CHAIN HOIST
CONTROLLER
(DIRECT CONTROL)



CHC-14R-3P Rack Type Chain Hoist Controller (Direct Voltage Control)

Output: 4 x CEE 4-pin
Height: 3U



CHC-18R-3P Rack Type Chain Hoist Controller (Direct Voltage Control)

Output: 2 x Soca 19-pin
Height: 4U




CHC-112R-3P Rack Type Chain Hoist Controller (Direct Voltage Control)

Output: 3 x Soca 19-pin
Height: 6U

KUPOLE

The Kupole is an extremely versatile support and only takes a moment to set-up without any tools, all with the simple flip of a handle. This unique product allows you to setup collapsible rigging, background support systems, lights, accessories, shelving, etc.



The Kupole Family consists of spring loaded 2-section aluminum poles, the largest of the 3 sizes available extends to over 12' (370cm) in height! The unique spring locking expansion system locks the Kupole between the ceiling and the floor, or two walls, resulting in a quick, non-permanent mounting solution that only has a footprint of two inches in diameter! This unique product allows you to setup collapsible rigging, background support systems, lights, accessories, shelving, etc. The Kupole is an extremely versatile support and only takes a moment to set-up without any tools, all with the simple flip of a handle.

- Deluxe aluminum casting handle incorporates a safety lock.
- It can be used in vertical or horizontal support of lighting or backdrop.
- 2 adjustable settings for a variable tension adjustment.
- Manufacturing in pole dia.45mm and 40mm and three overlapping sizes up to 370cm.
- Both silver anodized and black powder coated finish are available.



YOUTUBE
KUPO KUPOLE (KP-L2137LB)

Kupole extension is made with a solid aluminum tube and is easy to set up. Simply insert the narrow end of the Kupole after removing the spring-loaded tube and you'll have more reach capability for that higher ceiling or farther wall.



KP-L2137BD

Weight: 2.85kg(6.3lbs)
Extends from 210cm(83")
to 370cm(145")

KP-M1527BD

Weight: 2.45kg(5.4lbs)
Extends from 150cm(59")
to 270cm(106")

KP-S1017BD

Weight: 2.0kg(4.4lbs)
Extends from 100cm(39.4")
to 170cm(67")



KP-L2137PD

Weight: 2.85kg(6.3lbs)
Extends from 210cm(83")
to 370cm(145")

KP-M1527PD

Weight: 2.45kg(5.4lbs)
Extends from 150cm(59")
to 270cm(106")

KP-S1017PD

Weight: 2.0kg(4.4lbs)
Extends from 100cm(39.4")
to 170cm(67")



YOUTUBE
KUPO EXTENSION
(KP-X15P/B
& KP-X20P/B)

KP-X15P
KP-X15B

Weight: 0.53kg(1.2lbs)
Dia.: 40mm
Length: 1.5m(59.1")

KP-X20P
KP-X20B

Weight: 0.7kg(15lbs)
Dia.: 40mm
Length: 2.0m(78.7")



Safety lock



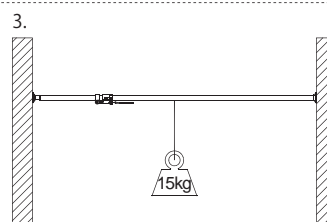
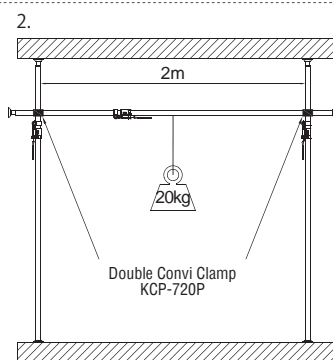
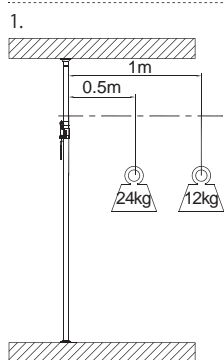
Adjustable setting



Spring cushion



Horizontal for lighting



Loading limits

- Picture 1&2 are valid for using with rigid floor and ceilings, and with the rubber pad attached on the rubber cover.
- Picture 3 is valid for operating with rigid wall to wall, and with the rubber pad attached on the rubber cover.

Assembling Kupo background support accessories with Kuploes and Convi clamps can easily create your own background system for shooting without any tools. It is very simple, reliable, and flexible to meet your requirements for a paper roll background system in the studio or on location.



YOUTUBE
KUPU BACKGROUND
PAPER DRIVE SET (KP-DS01)



YOUTUBE
KUPU BACKGROUND PAPER
DRIVE SET WITH GRAY METAL CHAIN
(KP-DS01MT)



KP-DS01 Background Paper Drive Set **W** 1.1kg 2.4lbs

Kupo Background paper drive set is a pair of adapters that expand and lock securely inside the core of a roll of seamless paper. One adapter has a plastic cog that accepts a plastic drive chain so that you can adjust the length of your background comfortably and a tension control so the background doesn't unroll by itself due to gravity. The flexibility of this adapter can fit to 46mm-78mm dia. tube size. (The plastic chain and chain weight are included)

KP-DS01MT Background Paper Drive Set **W** 1.2kg 2.64lbs

The Kupo Background Paper Drive Set is a pair of adapters that expand and lock securely inside the core of a roll of seamless paper. The adapters can expand to accommodate paper core sizes from 46mm to 78mm in diameter. There is a drive side with a cog that accepts a metal chain that is driven by the metal chain to raise and lower the paper and a tension side with a knob that controls the amount of tension, preventing the paper from unrolling by itself due to gravity. The 4M(13ft) stainless steel metal chain will not break under tension and is kept taut by a chain weight that hangs from the bottom of the chain loop. Now with the addition of a metal chain, rolling up and down backgrounds is smoother than ever!



KP-KS01 Single Hooks **W** 0.5kg 1.1lbs

The hook set is designed for the paper drive set holder which connects with a pair of Clamps. (Set of 2)



W 180g 6.4oz

KP-KS03MT Metal Chain W/ Chain Weight

Chain Length: 4.0 m (13')
Made of stainless steel, the Kupo metal chain is rock solid that allows you to easy raising and lowering of the backdrop.



YOUTUBE
KUPU TRIPLE HOOK
SET FOR BACKGROUND
PAPER DRIVE
(KP-KS02)

KP-KS02 Triple Hooks **W** 2.4kg 5.3lbs

The same function as KP-KS01 but can accept three paper drive sets to support three rolls of seamless paper. It can also be mounted on a wall with screws or bolted to a pair of Convi clamps. (Set of 2)



W 226.8g 0.5lbs

KP-KS03B (Black) Plastic Chain w/ 3.5M Length

Plastic Background Driving Set Chain is a replacement plastic chain with 3.5M (137") length for the background Paper Drive Set. Different colors of chains are designed for easy color identification of different color paper rolls which are used on the Triple hooks.



KP-KS04 Chain Weight **W** 272g 0.61lbs

This is a replacement chain weight to keep the plastic chain straight toward the ground. (Black)



Metal made clip included for bottom support secured to the bracket by screws.



Screws included for mounting on Convi clamp.



Drywall anchors included for wall mounting.




KP-X245P Aluminum Tube

The Background Aluminum Tube is equipped with an aluminum solid core which allows you to assemble two sections of the tube quickly and securely with an Allen key. The aluminum tube is designed for sliding into the seamless paper roll to connect between the paper drive set and a paper roll to prevent the paper roll from being bent because of gravity. The tube size is dia.50mm with 2.75M (9") length.



KD-B003
Bubble Spirit Level w/ a Rubber Segregated Latch

The leveler comes with the flexible rubber segregated latch for easily wrapping around any pole from 1"(25.4cm) to 2"(50mm) in diameter and locks into place in seconds. The integrated bubble helps to determine if the pole is in an upright position for backgrounds or display.



KD-C40P Owl Clip (For tube size: 40 to 50mm)
KD-C25P Owl Clip (For tube size: 30 to 35mm)

Owl cable clips are designed to hold the power cable along with the lighting stand or a round tube. It is made of durable, flexible, one piece injection PC, molded with a low-key transparent finish. The cable clips accommodate two O.D. 10mm and one O.D. 6.5mm wires throughout. Reusable and easy to mount onto 40-50mm tubes with one hand. Allows organizing and routing wires in any way you want. Standard package is 4 units per bag.



KD-M01P LCD Monitor Arm **W** 2kg / 4.41lbs **max** 8kg / 17.6lbs

Designed for mounting LCD monitor on tube size dia. 40-50mm with the steel clamp and wheel handle. VESA mount points 75 x 75mm are drilled on the square black panel and 100 x 100mm is also available when fitted with the standard accessory.



KD-R46P Kupole Ceiling Mount
For tube size Ø40mm

KD-R47P Kupole Floor Mount
For tube size Ø45mm

Aluminum made mounting adapters which are designed for ceiling mounted, bolted to the floor, or used as a complete floor-to ceiling installation. The round plate is measured 8cm in diameter comes with 3 through holes allows to be permanent mounted on ceiling or floor with Kupole.



KD-B001
Bubble Level Clamp Tube from 40 to 45mm

KD-B002
Small Bubble Level Clamp Tube from 30 to 35mm

Multi function bubble level is designed for Kupole or any tubes with 25 to 35mm or 40 to 45mm O.D. for effortless alignment. Added two cable clips accepting 6 and 10mm O.D. cables. Magnet is also equipped and makes it easy to store or attach to any ferrous metal.



KD-C26 Cable Clip For Tube Size: 18~26 mm
The cable clips keep your cable and hex wrench gathered to the light stand. (Set of 4)



KD-B126P Kupole Base
The Kupole base is designed to a convert Kupole to a conventional stand whenever the ceiling is higher than 12'(3.6M) or a free-standing background is needed. The center base accepts 45mm diameter tubes. Leg diameter: 22mm with 126cm(49.6") footprint. Just remove the bottom rubber cover, slide into the tripod base then put the cover back.



KD-R48P Kupole Disc Base
This is a sturdy 19"(48.3cm) diameter and 12kg weight round metal base for Kupole. Use them for a clean streamlined look and ideal for visual merchandizing or displays.

Made by rugged steel with elegant powder coating surface treatment, the handy curved hook can be mounted on the Kupole in a snap by simply wrapping around it. Features non-slip rubber on each end ensuring it will not slip down and keeps it in place. Perfect for hanging on any lighting, video or photography equipment that weights less than 8kg(17.63lbs)



↓ max 8kg
17.63lbs



↓ max 8kg
17.63lbs

KD-A001 Steel Hook For Tube Dia. 4cm
KD-A002 Steel Hook For Tube Dia. 4.5cm

KD-A003 Steel Faceout For Tube Dia. 4cm
KD-A004 Steel Faceout For Tube Dia. 4.5cm



YOUTUBE
KUPO KUPOLE
GUITAR HOLDER
(KD-A005 & KD-A006)

KD-A005 Guitar Holder Tube Dia. 4cm
KD-A006 Guitar Holder Tube Dia. 4.5cm



YOUTUBE
KUPO KUPOLE
SUSPENDED
CEILING ADAPTER (KD-C50P)

KD-C50P Kupole Suspended Ceiling Adapter
Designed for connecting Kupole from a drop ceiling frame with the equipped adapter.



KD-T50P Kupole Adapter
Weight: 0.55kg
Fits tube size from 48-51mm OD.
It connects the Kupole with the Truss.



KP-SP02 Top Rubber Cover | **KP-SP03** Bottom Rubber Cover | **KP-SP04** Top Rubber Cover | **KP-SP05** Bottom Rubber Cover | **KP-SP01** Rubber Pad

This metal made bike fixture features an angle-adjustable locking system which allows to keep bike in three different position. The mobility of hooks allows to fit for all bike size and frame styles. The hanging cradles are coated in soft plastic to prevent scuffs and other damage. It has to be mounted on the pole with Donut (KD-900 included) to keep your bike off ground.



KD-935P ↓ max 15kg
33.07lbs
Polish Bicycle Fixture

- 42cm W x 12.7cm D x 11.6cm H
- Mounting on KD-900, KD-C05

YOUTUBE
KUPOLE
FT. BICYCLE STORAGE





KP-KS05 Background Baby Hook (Set of 2)

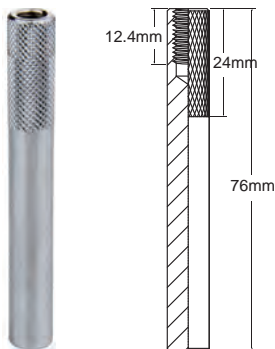
The hook is built with sturdy steel and anti-reflection black painting. This is designed to attach the background paper drive set on the hook and easily connect a 16mm(5/8") stud on the top riser of a light stand. The unique design of 28mm OD can also be inserted into a 28mm receiver after removing the knobs for the universal top head. In addition to the background paper drive set, the V shape hook can also accept a pipe size from 19-25mm as the axis for supporting the paper roll.



in 16mm baby stud



in 28mm junior receiver



KP-KS06 1/4"-20 Thread 3/8" Stud For Stand Top

Easily screw the stud onto any top stand. Comes with 1/4"-20 threaded male. Keep any background crossbar with 3/8" mounting holes at each end mounted on the stand. A great way to convert your existing light stands into background holders and deal with run-and-gun setups and lighter backdrops.

W 45g
0.11lbs



223K Background Paper Stand Set **W** 4.5kg / 9.9lbs **Lmax** 10kg / 22lbs **h** 105cm / 41.3"

Ideal for easy set up for a background paper or any other background material with a compact size kit. Included in the set is a 3-section telescoping pole designed to support paper rolls up to 9' in width. The pole length is adjustable from 112cm(44") to 298cm(117.3") for better storage and transportation. Each end of the telescopic pole is equipped with a universal female tap which fits most standard light stands. Built from solid aluminum which makes the tube strong and it will never get bowed.

Two Midi Click stands w/ air cushion are included for extending up to 243.84cm(8 feet). With 86cm(33.9") closed length and 1.3kg(2.87lbs) weight, it is ideal for traveling with a telescoping pole in the carrying bag. Meanwhile, two mini spring Ali clamps are included to hold the background in place.



123B Telescopic Pole **W** 272g / 0.6lbs

3 section aluminum made telescopic pole is adjustable from 112cm(44") to 298cm(117.3") by the twist-lock telescoping mechanism. The holes at each end of the pole can be neatly and securely mounted on the stand tops.

The Kit Includes:

1. 3-Section Aluminum Telescopic Pole x 1 pcs
2. Midi Click Stand w/ Air Cushion x 2 pcs (080AC)
3. Mini Spring Ali Clamp x 2 pcs (KCP-350B)
4. Carrying Bag x 1 pcs

KSJ-400P Kupo Demo Kit


An ideal portable display solution for the shop. Featuring the greatest flexibility and mobility to where the construction space or timeframe is limited, Kupo Demo Kit takes up less effort to build and presents a vibrant image to the shopper. This kit is constructed with two height-adjustable aluminum tubes with a superior and fine anodized surface. Mounted on the heavy-duty steel disc base and connected firmly to other components, the tubes hold steady, making the structure movement-free. Slat panels or shelves can be adjusted quickly to lower or higher positions by sliding the donuts on the tube and locking up securely. With this kit, showcasing the products neatly is a no brainer.



YOUTUBE
KUPO DEMO KIT (KSJ-400P)



KP-M1527PD



KD-772P



KD-500P



KCP-950P



KD-910P



KD-943P



KD-990P



KD-R48P

Includes:

| item number | Product description | QTY |
|-------------|--|--------|
| KP-M1527PD | Kupole extends from 150cm to 270cm-silver | 2 pcs |
| KD-500P | Aluminum slat panel 106cm W x 60cm L x 2cm T | 2 pcs |
| KD-772P | Box Shelves 106cm W x 30cm D x 20cm H | 2 pcs |
| KCP-950P | 4 way clamp for 40-50mm tube- silver | 14 pcs |
| KD-910P | Panel Holder -silver accepts material upto 0.8cm thick | 2 pcs |
| KD-943P | Catalogue Shelf | 1 pcs |
| KD-990P | L Bracket Shelf Holder, set of 2-Silver | 1 set |
| KD-R48P | Kupo Disc Base Dia. 48.3cm | 2 pcs |

* Catalogues and displayed merchandise are not included.

3 WAY & 4 WAY CLAMPS

This all metal cast aluminum clamp features a unique spring locking mechanism that allows you to instantly latch and release the locking collar around any tubing size from 1" to 1-3/4"(25 -35mm) in diameter. Just a quick turn of the tension handle to secure it in place and you're ready to mount any light fixture or accessory up to 66lbs(30kg) to light stands, scaffolds or Kupoles in a snap! The 3 Way Clamp has three recessed mounting locations distributed in 90 degree increments to accept a series of interchangeable accessories. The 4 Way Clamp is identical except it has four recessed mounting locations and can accept a larger tube diameter between 1-3/4" to 2"(35-50mm).



KCP-930P
3 Way Clamp
for 25mm to 35mm tube

W 268g 30kg
9.44oz 66lbs



YOUTUBE
KUPO 3 WAY CLAMP
(KCP-930P)




YOUTUBE
KUPO 4 WAY CLAMP
(KCP-950P)

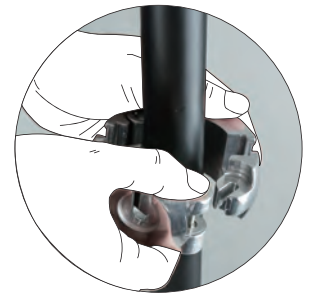


KCP-950P
4 Way Clamp
for 35mm to 50mm tube

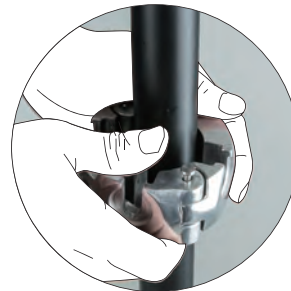
W 358g 30kg
12.64oz 66lbs



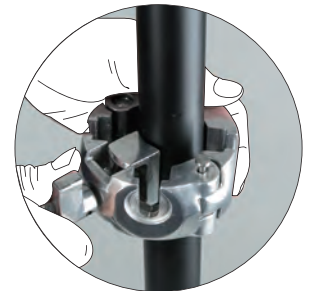
1




2



3



4



V Shape Brake



Release button



Mounting location

Application:



3 Way Clamp



4 Way Clamp





YOUTUBE
KUPO 4" BABAY STUD
FOR 4 WAY AND 3 WAY
CLAMPS (KS-091)



KS-091 Solid steel 5/8" baby stud (108mm long) **W** 100g
3.52oz

Constructed from solid steel with chrome plated surface treatment. This baby 5/8"(16mm) stud is designed for quickly attaching to any of the mounting locations on either the 3-way clamp or 4-way clamp in order to accept any light fixture or accessory with a baby 5/8"(16mm) receiver. The proprietary notch provides the stud with great mounting solutions that slide into one of the mounting locations or the baby receiver (16mm) of a Convi clamp and then is secured by turning the locking collar. The locking collar with slotted hole allows you to effortlessly tighten or loosen with a screwdriver.



YOUTUBE
KUPO 2/5" BABY STUD
FOR 4 WAY & 3 WAY
CLAMPS (KS-092)




KS-092 **W** 40g
1.42oz

Lightweight aluminum 5/8" Male Adapter. (total length: 66mm)




YOUTUBE
KUPO BABY 5/8"
RECEIVER FOR 3 & 4 WAY
CLAMP (KS-093)



KS-093 **W** 20g
0.7oz

Lightweight aluminum 5/8" Female Socket Adapter.



YOUTUBE
KUPO RIGHT ANGLE
STEEL BABY STUD FOR
3 WAY & 4 WAY (KS-094)



KS-094 **W** 0.45kg
1lbs

5/8"(16mm) steel made baby pin measures 12" in length bent to 90° that extends 6" from the Kupole.



KCP-620P **W** 90g
3.2oz

Lightweight aluminum Petite Clamp for 16mm (5/8") tube.



YOUTUBE
KUPO J HOOK
ADAPTER (KS-095)



KS-095 J Hook Adapter **W** 0.18kg
0.4lbs

A hardened steel accessory that is perfect for hanging strobe packs, HMI ballasts, or rigging background crossbars to light stands. Accepts Pipes that measure up to 2" in diameter.






YOUTUBE
KUPO FOAMCORE FORK
W/ BABY 5/8" (16MM)
STUD (KCP-610)

KCP-610 Foamcore Fork **W** 0.4kg
 0.88lbs

Four pointed steel pins with black powder coating to mount on a foam core. Comes with a 5/8" baby stud. Designed to be stabbed into the side of the foam core, it can be mounted on a stand, grip head or Convi clamp.



With foam core

KCP-611 Foamcore Clamp **W** 0.5kg
 1.76lbs

U-shaped steel holder with black powder coating to mount foam core. Comes with a 10 mm dia. chrome plated steel stud to connect with grip head. Two spike pins are attached with strings to securely attach the foam core through the holes drilled on the both sides and the bottom. For foamcore with 1" (2.54cm) thickness.



YOUTUBE
KUPO DUCK BILL
CLAMP (KCP-616)

KCP-616 Duck Bill Clamp (Platypus) **W** 890g
 1.97lbs

Great for holding foamcore and breadboard with the quick set-up clamp. The steel baby stud welded on the clamp has an embossed neck design to be firmly fixed on the baby receiver or a Grip head.

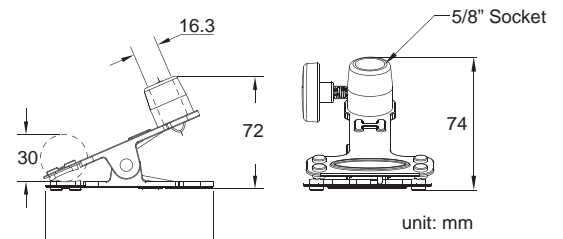


KCP-614 Adjustable Poly Holder **W** 2.5kg
 5.5lbs

Adjustable poly holder is made of lightweight aluminum for the central tube and two durable extendable steel holders with an anti-reflection black powder coating. This is designed for any thickness of polyboard, or foamcore sheets from 91cm (3 ft) to 156cm (5 ft). The extendable clip equipped in the end of each holder is used to hold a polyboard parallel to the floor while the poly holder is in a vertical position. The central aluminum tube comes with a 14.5cm length steel baby pin with milled flat on one side for mounting securely on a C-stand through grip head KCP-200. U-shaped handle is also fixed on the central tube to make it easy for moving or adjusting the angle of the poly holder.



YOUTUBE
KUPO ALI CLAMP
(KCP-350 & KCP-360)

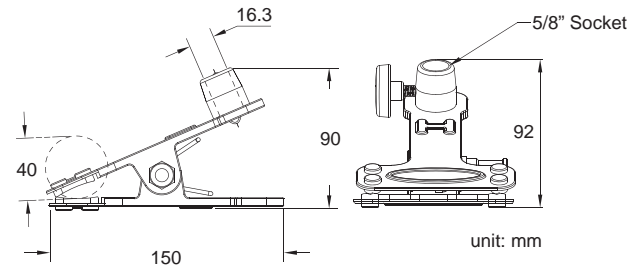


KCP-350 / KCP-350B Mini Ali Clamp - Polish / Black **W** 0.11kg / 0.24lbs

A compact clamp with 35mm clamping range similar to the Ali clamp but smaller. One of the most useful tools for a photographer, it can mount to the top of any lighting stand with a 5/8" socket or stud to hold props, reflectors and background drops or clip a small light fixture for tabletop shooting.



W 0.32kg / 0.7lbs




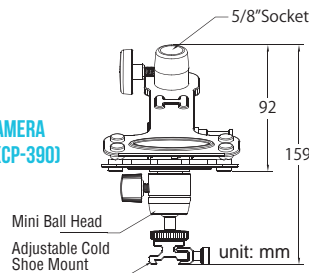
KCP-360 / KCP-360B Ali Clamp - Polish / Black

A handy multi-purpose steel clamp which features three attachment methods: a spring-tension with rubber feet protection clamp which has a clamping range of 5-40mm, a 5/8" female socket and a 5/8" stud so it can mount into a lighting stand, Convi Clamp, Super Viser or Grip Head to hold reflectors, gels, foam cores or a flash securely in the studio and on location.



YOUTUBE
KUPO GRIP OFF CAMERA
SPRING CLAMP (KCP-390)

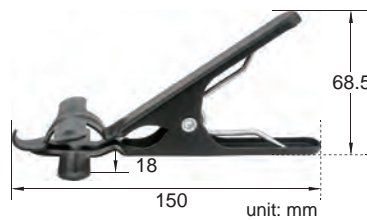
W 0.33kg / 0.73lbs



The holes are designed for an umbrella

KCP-390 Off Camera Flash Spring Clamp


Constructed with solid steel the Ali clamp has a sturdy steel ball head for off camera flash light in a variety of situations. The clamp also comes with adjustable aluminum cold shoes which offer not only different size holders for flash lights, but also a more long-lasting operation than plastic ones. It's easy and convenient to attach the clamp to a plank or tube from 5-40mm with the strong spring steel equipped inside the clamp. The 16mm stud with 3/8" thread hole and the sockets attached with the clamp can be connected with light stands and an umbrella. Loading: 2kg (4.4lbs)



Clips easily

KCP-352B Small Spring Clamp **W** 0.1kg / 0.22lbs

The small spring clamp is built with rigid steel and has a superior black powder coating which is designed for mounting around the 4.6cm sections while holding paper, reflective material, backgrounds or light Gobos.




KCP-348 MultiClip **W** 46g / 0.1lbs

Constructed from solid steel material with black powder coating, KUPO Multiclip is a stacked pair of connected clips which are 10.8cm (4.25") in length and good for attaching a gel, reflector card, gobo, prop, leaf, etc., to a stand, branch or shelf. Double adjustable clips can be rotated to provide a desired position easily.

The C-47, or common wooden clothespin is probably the lightest weight and most inexpensive "clamp" you will ever find on set. The primary function of C-47 is to attach gel filters to the barn doors of hot lights. Wood is a good insulator and doesn't conduct heat very well so they are perfect for this application, whereas metal would easily transmit heat and plastic would melt. Also ideal for drying film and printing in the darkroom to use as clips (50 pcs per bag)



◀ Transfer to C74



KCP-347 Wooden Type C47 Clothespin

One of the most useful tools on a film or photo set is the Spring Clamp, also known as an A Clamp. Constructed from solid steel with black PVC coated handles and tips. Features spring-operated pincers which allow a quick and easy mounting solution for many lightweight attachment needs. They come in three sizes; small(4"), medium(6"), large(9") and are great for clipping a reflector or bounce card to a stand or keep a roll of seamless paper from unrolling.



KCP-354-BK
4" Steel Spring A Clamp Set

4" steel spring A clamp set (2 pcs) pvc coated handles & tips



KCP-356-BK
6" Steel Spring A Clamp Set

6" steel spring A clamp set (2 pcs) pvc coated handles & tips



KCP-359-BK
9" Steel Spring A Clamp Set

9" steel spring A clamp set (2 pcs) pvc coated handles & tips



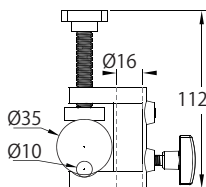
KCP-330 Tiny Clamp **W** 60g / 2.11oz

Steel tiny clamp is ideal for clamping a round tube from 2mm to 16mm. Thumbscrew and 1/4" male thread with locking ring is good for mounting a camera, radio transmitter and lightweight accessories.



KCP-335 Mighty Jaw Clamp

An ideal mini clamp which can be used in a variety of ways in the studio or on location. Constructed with lightweight and sturdy die-cast aluminum, Mighty Jaw can be mounted onto planks or tubes with sizes up to 35mm(1.38") with 1kg(2.2lbs) loading capacity. Features a 16mm(5/8") baby socket which can be connected with articulated arms to hold lighting, flags, gobos, cutters and a camera.



W 160g / 5.65oz



KCP-322 Telescopic Tabletop Light Stand

3-section aluminum tabletops stand Dia.30, 25, 20mm with snap locking knob that extend from 12.5"(32cm) to 22"(56cm). The bottom C-clamp is made by wide 95mm and 5mm thick steel with dual brake to distribute the force evenly on desk which allows to be mounted on any flat surface up to 2" thick. Due to the large footprint of C-clamp providing the possibility to change dual brake T handle in upward position. It is convenient for where there is limited space under the table. The stand top is fixed a dual way baby receiver with steel universal baby stud. One end with 3/8"-16 and the other end with 1/4"-20 that can mount your lighting fixture, camera or microphone in both vertical and horizontal.




W 1.21kg / 2.67lbs **↓ max** 10kg / 22lbs

The BAGUA multi flash bracket provides photographers with full control for positioning speedlights, small strobes or LED's off camera. Constructed with lightweight aluminum 6061, the palm-sized design makes it ideal for storage and travelling. Features 8 cold shoe mounts which can hold 4 speedlites in different positions or 8 speedlites are available when the optional accessories are mounted. Also any adapter with a 1/4"-20 or 3/8"-16 thread mount can easy mount BAGUA to a stand or boom. With two built-in umbrella shaft holders and four additional softbox rod holders it allows you to have portable studio lighting without the hassle. Carry pouch with spring hook is included.



PATENTED



With Softbox



Carry pouch with spring hook is included.

KS-100 Bagua Multi Flash Bracket **W** 195g 6.88oz

KS-100EA Extension Flash Adapter **W** 50g 1.76oz

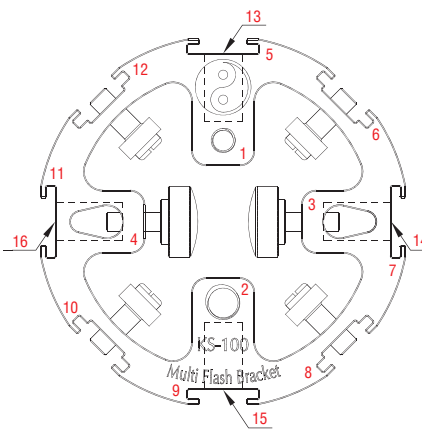
Optional aluminum made flash adapter which allows you to add more flash on the BAGUA. (Set of 4)

More features:

1. Plastic thumb screw has no electronic connection to a speedlite.
2. Precise mechanism offers the cold shoe with an easy mounting solution.
3. Two built-in umbrella shaft holders.
4. Four additional softbox rod holders for connecting with softbox.
5. Metal screw with ergonomic knob for less effort to tighten the umbrella shaft.



YOUTUBE
KUPO BAGUA MULTI
FLASH BRACKET
(KS-100)



4 flash



8 flash

Drawings:

- (1): 1/4"-20 female thread.
- (2): 3/8"-16 female thread.
- (3), (4): Umbrella shaft holder.
- (5), (7), (9), (11): For extension flashlight adapter.
- (6), (8), (10), (12): For standard camera flashlight.
- (13), (14), (15), (16): Soft box rod holder.



Plastic thumb screw has no electric connection to a speedlite.



Precise mechanism offers the cold shoe with an easy mounting solution.

The Dual L. Flash brackets are great tools for off setting your flash from your camera. They are lightweight and made with black anodized aluminum alloy for durability. The rotating L bracket can be fixed by the locking knob allowing portrait or landscape positions in a snap. Also features a baby (16mm) stud mounted on the flash bracket which offers a great mounting solution to those Off-Camera. Flash Head comes with a baby (16mm) receiver.



KS-109
Folding Flash Bracket w/ 5/8" (16mm) Adapter

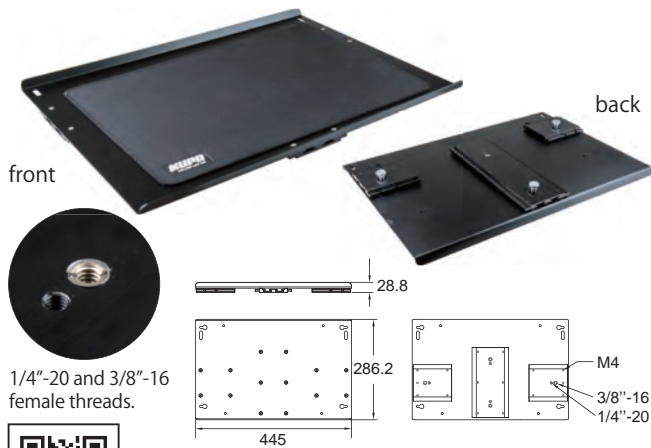
1 riser; two sections
Dia. 30mm, 25mm
Max Length: 37.8cm (14.8")

W 545g 1.2lbs **L** 24.5cm 11"



Mounted on stand with Baby Ball Head Adapter (KS-097)





1/4"-20 and 3/8"-16 female threads.



YOUTUBE
KUPO TETHERMATE
LAPTOP PALTEFORM
(KS-312B & KS-303B)

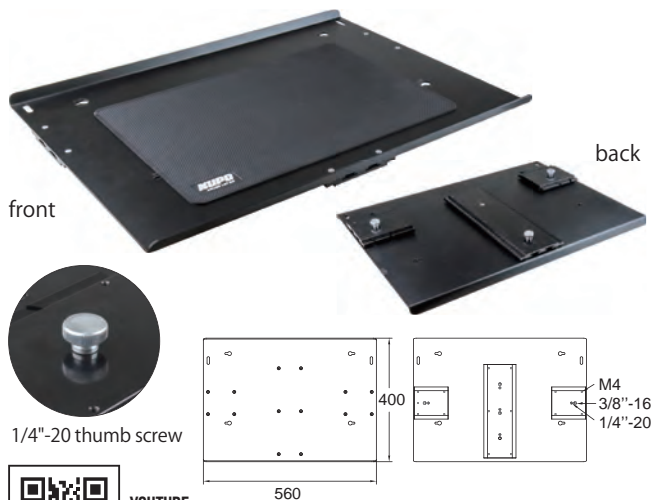
KS-312B Tethermate **W** 2.2kg / 4.85lbs
for Laptop 15" The 17.5 x 11.7" (445 x 286.5mm)

Tethermate for Laptop 15" is a portable aluminum plate for a laptop and offers a simple and portable solution for shooting direct to your laptop on location. Feature a 1/4"-20 and 3/8"-16 female threads on its underside to mount directly on tripod or any equipment that comes with 1/4"-20 and 3/8"-16 male threads. Three mounting slots under the portable plate make it a just a snap to connect additional accessories with the U-shaped sliding plate. The 1/4"-20 thumb screws are included to keep the U-shaped sliding plate in place. Thanks to the compact size it makes transportation and storage easy for the Tethermate.



CXFM03 L-Shaped Bracket

This stainless steel made L-shaped bracket offers a great support for mounting the Tethermate (KS-312B) on the Ciox case (CX5219) with ease and convenience. By attaching fix mount to the groove inside Ciox and fix Tethermate (KS-312B) on it and mobile working table is available. (Set of 4)



1/4"-20 thumb screw

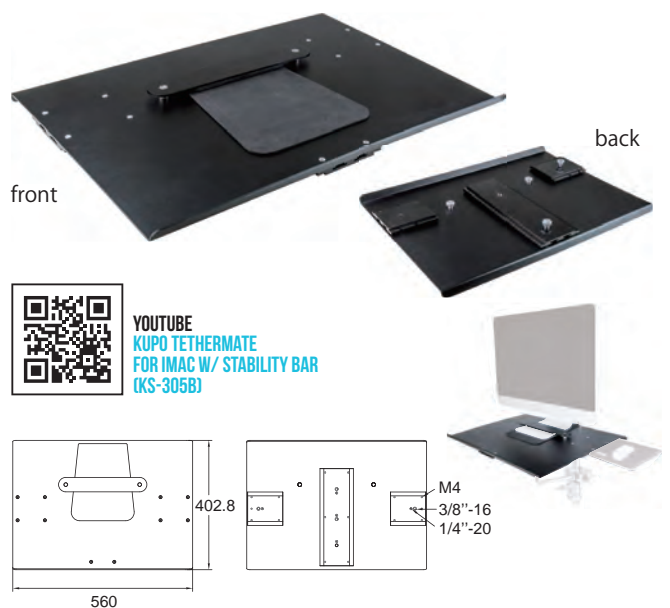


YOUTUBE
KUPO TETHERMATE
LAPTOP PALTEFORM
(KS-312B & KS-303B)

KS-303B Tethermate for Laptop 17" **W** 3kg / 6.62lbs

With the same function as Tethermate for Mac Book 15", but comes with larger size 22" x 15.7" (560 mm x 400 mm) which allows it to fit a Mac Book 17" and windows laptop 17".


- Features:**
1. Touch-fastener strap threads through holes for fastening objects on the plate securely.
 2. Round plate edge instead of sharp corners.
 3. Non-slip pad is included.



YOUTUBE
KUPO TETHERMATE
FOR IMAC W/ STABILITY BAR
(KS-305B)

KS-305B Tethermate for iMac **W** 3kg / 6.62lbs


The strong & lightweight aluminum platform with size 22" x 15.7" (560mm x 400mm) for Apple iMac & cinema display. Comes with a detachable metal stability bar and a non-slip padding to secure iMac base tightly. Under table with three mounting slots to expand other related accessories.



KS-319 is aluminum made ARAC Swiss Type Base allows you to connect with Tethermate on a tripod that comes with an ARCA style quick-release ball head. It features dual baby receivers for vertical mounting on a baby stand or horizontal mounting on and equipment comes with a baby pin which is parallel to the ground. Additional 1/4"-20 and 3/8"-16 female threaded also provides you with extra mounting solution on any equipment comes with a 1/4"-20 or 3/8"-16 male threaded.



YOUTUBE
KUPO TETHERMATE
ACCESSORIES (KS-306B,
KS-310B & KS-311B)



KS-306B Hard Drive Holder for Tethermate **W** 200g
7.05oz

The Hard Drive Holder features the U-shaped plate which can be effortlessly slid into the mounting slots under the table, offering a great storage solution for the external hard drive and takes up no space on the platform. The tunnel-shaped design brings great benefits to storing the hard drives effortlessly and provides efficient ventilation for cooling the hard drives. An extra strap also equipped in the holder keeps the hard drives always in place while it's tied up.




YOUTUBE
KUPO TETHERMATE
ACCESSORIES (KS-306B,
KS-310B & KS-311B)



KS-311B Side Table for Mouse **W** 200g
7.05oz

Made of lightweight aluminum with black coating surface treatment, Kupo side table with mouse pad is specially designed for Tethermate which provides extra working space for your mouse. Dimension: 152mm (W) x 152mm(L).



KS-304 Non-Slip Pad for Tethermate **W** 200g
7.05oz

Made of industrial grade non-slip rubber to stick items firmly on the pad and keep them securely mounted on your tether table. Temperature resistant material allows the pad to work under 80 degree C. Easy to clean with mild soap and water to renew stickiness of the pad. Size: 400mm(L) x 270mm(W) x 2mm(T).




KS-310B Screen Sunshade **W** 900g
1.99lbs

The Kupo screen sunshade is the perfect solution for photographers and videographers who will view the laptop screen on location or studio. The sunshade is made of opaque fabric which keeps viewing area dark from bright lights and eliminates reflections or glare on the laptop screen. The flexible fabric which can collapse flat is ideal for storage and transportation. Foldable aluminum brace with thumbscrew knob also makes it easy to set up the sunshade on the Tethermate by means of the pre-punched holes. Inner size of sunshade is 42cm(L) x 25cm(W) x 24cm(H) provides a sufficient space for your laptop up to Mac 15".



YOUTUBE
KUPO TETHERMATE
ACCESSORIES
CUP HOLDER
(KS-315B),
ACCESSORY TRAY
(KS-359B)



KS-315B Cup Holder For Tethermate **W** 200g
7.05oz

Very snug fit fitting to the Tethermate with built-in sliding tracks. The cup holder allows adding space to a cluttered desk and keeping you from accidentally spilling your drinks, also an ideal storage solution for tools, notes, pens and any other accessories with easy access.



KS-309 Mouse Pad Only **W** 95g
3.35oz

Side table mouse pad for tethermate featuring a steady rubberized base keeps mouse pad in place. Made of durable polyester construction comes with compact size which is perfect for Kupo side table. Dimensions: 152mm(W) x 152mm(L). Color: Black.



KS-317 Data Cable Anchor Port

Constructed from sturdy powdered coated steel, the Kupo L-shaped data cable anchor port allows a data cable to be wrapped around through two holes which is 17mm in diameter for preventing the data port of a camera from damage. Two screws are included for easily attaching the anchor port under the tethermate making data port protection effortless.



YOUTUBE
KUPO
TETHERMATE
ACCESSORIES
CUP HOLDER
(KS-315B),
ACCESSORY TRAY
(KS-359B)



KS-359B Pencil Tray for Tethermate **W** 350g
0.78lbs

Made by ABS plastic, the Kupo pencil tray is the perfect storage solution for your Tethermate with limited space. It is a rotating closed storage tray for pens, tape, paper clips, memo pad, rubber band, etc. It is easy to mount under your Tethermate with the U-shaped adapter. Free up workspace on your Tethermate with Kupo Pencil tray.

Note Pad Size: 78 x 78mm
Tape Diameter: 25.4mm
Size: 359(L) x 216(W) x 32mm



W 0.25kg
0.55lbs


KS-314B V-mount Battery Holder for Tethermate

Made by aluminum with black powder coating finish, the U-shape adapter allows to easy insert into the slot underneath the table. Features a V-mount plate equipped on the U-shape adapter allows you to firmly mount a V-mount battery on tether table while AC power in not available.



KS-600B Tether Arm **L** 600mm **W** 1.5kg
3.3lbs

Tether Arm is a handy and elegant solution to tethered shooting. The arm center comes with a 3/8" receiver, offering an easy mount on the tripod head as a crossbar. A 3/8"-16 screw equipped on one of the gliding platforms and a 1/4"-20 on the other allows to mount for tethered shooting either with two cameras or camera/laptop . Plus, a fixed platform with a 3/8" screw at both arm ends allows mounting more than two items.




KS-188 Data Cable Anchor Adapter

Constructed by aluminum alloy with black anodized, the cable anchor adapter features grooves on the top designed for mounting the cables to prevent data port of camera from damage. It comes with a 1/4"-20 screw on the top for mounting this adapter on the tether table, and a 1/4"-20 screw hole in the bottom to add on related accessories.



KS-301B Table for Laptop & Projector

Constructed from sturdy and lightweight magnesium-aluminum alloy, this platform is designed for supporting a laptop, projector or monitor up to 20kg (44lbs) on a stand or tripod with the mounting adapter equipped underneath the platform. The non-slip rubber pad keeps items securely stuck firmly on the platform. Depth: 25cm (9.84") / Length: 35cm (13.78")



KS-302 Hard Drive Holder for Tethermate **W** 200g
7.05oz

Great Tethermate accessory which can be mounted directly under the table offering a great storage solution for an external hard drive that takes up on space on the platform. The tunnel-shaped design brings great benefits to putting the hard drivers effortlessly and provides efficient ventilation for cooling the hard drives. Extra strap also equipped in the holder keeps the hard drives always in place while it's tied up. (for KS-300B only)



KS-307 Multifunction Tray **W** 1.2kg
2.64lbs

Built by lightweight and sturdy aluminum, comes with 5/8"(16mm) receiver and a 1/4" & 3/8" female thread which can fit to light stands, tripods or any equipment. Comes with 1/4" or 3/8" male thread. With snap in right angle (KS-031) and Convi clamp (KCP-700). It can be used on any light stand or tripod to support items such as mobile phones, keys, batteries, generators, and cables off the ground.



YOUTUBE
KUPO DOUBLE
PLATE (KS-285)

KS-285 Double Camera Plate
w/ Data Cable Anchor Port for Both RC2 and ARCA

W 80g
2.82oz

Constructed from sturdy and lightweight aluminum, the Kupo Double Plate is primary designed to integrate both Manfrotto RC2 and Arca-Swiss mounts. Feature two smaller screws that act as bumpers which prevent the camera from sliding out accidentally while mounting on Arca-Swiss Ball head. The screws can be easily removed by hex tool when using this plate on RC2 ball head. The added anchor port of camera plate allows a data cable to be wrapped around for preventing data port from damage. Perfect mounting solution on the ball head for both Arca- swiss and RC2 quick release plate with data port protection.



KS-350
Auto Hand Sanitizer

W 660g
1.5lbs

Kupo Automatic Hand Sanitizer Set is special designed for studio or location. Features a 5/8" (16MM) Baby Receiver on the L-shaped plate that allows you to firmly mount the hand sanitizer on any stand comes with baby pin. Built-in motor and infra red detection, this machine provides an adequate sanitizer and avoid cross-contact. The transparent viewing window indicates remaining volume and battery indicator reminds power replacement. Optional accessories V-lock wedge(KS-270) and Convi clamp with V-lock base (KCP-739) will make this sanitizer being securely mounted on any pole measured 5~51mm in diameter.

Specification

- Rate Voltage: DC4*1.5V(6V) 4*AA Batteries (not included)
- Capacity 350ml Disinfectant (not included)
- Sensing distance: 5~10cm
- Induction time: 0.25s
- Product size: 200*105*68mm



Dimension: 8mm (W) x 100mm (L)

EZ0810 Camera USB Port Protector

Molded hook-and-loop Velcro tie with a detachable plastic clip which ensures the plug stays in and the USB port is protected from damage when doing tethered shooting.



357 Handheld Tripod w/ 1/4"-20 Male Thread **W** 210g
7.4oz

Made of Aluminum alloy, the handheld tripod provides simple and efficient stabilization effect is ideal for led video light, camera and camcorder. The folded length is 5.7"(14.5cm) allows you to easily slip it into any camera bag pocket. Three leg angle positions provide flexibility and enable shooting in cramped quarters or on irregular surface areas. With the standard 1/4"-20 screw it allows you to place the mini ball head with other heads or phone holder.




029 Handheld Stick 7.48"(19cm) to 23.2"(59cm) **W** 170g
6oz

Made of lightweight aluminum alloy, the handheld Gimbal & selfie stick features a length-adjusted rod from 7.48"(19cm) to 23.2"(59cm) allowing you to have a hand-held stabilizer for high & low angle video shooting. Comes with a standard 1/4"-20 male threaded on the top for Gimbal, ball head or mobile phone holders. A 1/4"-20 on the bottom of the stick for connecting tripod or any equipment that comes with 1/4"- 20 female threaded.



Four M4 screws are included



Easy and instantaneous rotation from landscape to portrait.

KS-229

Monitor Mounting Plate w/ Baby Pin

W 190g
6.8oz

Constructed from lightweight aluminum with black surface treatment, the "X" type monitor mounting plate is designed for any monitor that comes with VESA mounting point 75 x 75mm or 100 x 100mm. Features a fixed 5/8"(16mm) baby pin 3.95"(10cm) in length and tapped with 3/8"-16 on the tip of Nato rail end. It is perfect for connecting with a grip head to position the monitor with ease and convenience.



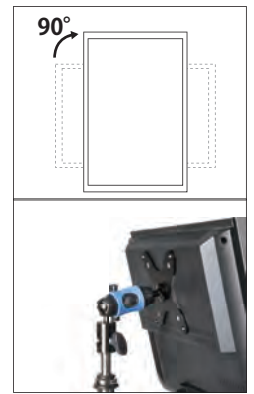
Four M4 screws are included



YOUTUBE
KUPO SUPER
KNUCKLE
VESA MOUNT
KIT (KS-479)



YOUTUBE
KUPO SUPER KNUCKLE
VESA MOUNT KIT
(KS-479)




Easy and instantaneous rotation from landscape to portrait.

KS-479 Super Knuckle VESA Mount Kit

W 300g
10.58oz
max 8kg
17.6lbs

The Super Knuckle VESA Mount Kit allows you to mount a monitor which has a VESA mounting point 75 x 75mm or 100 x 100mm on a C-stand or any light stand that comes with a 5/8"(16mm) baby stud. The unique design of sockets and ball heads offers the ability to interchange various components for mounting a monitor on a Super Convi clamp, Super Viser Clamp, Super Claw, Suction Cup and any equipment that comes with a ball which is 26mm in diameter.

The Kupo gas-spring articulating arm is an ergonomics interactive LCD Monitor VESA mount that allows effortless adjustment for viewing comfort on light stand or any equipment comes with 5/8" (16mm) baby stud. The quick-release VESA plate that enables to rig monitor on the arm easily and fits most screens 17" to 32" in size and 8kg (17.6lbs) in weight with VESA 75 x 75mm or 100 x 100mm mounting holes. The movable cable clamps also equipped keep the cables well organized that provides a neat appearance and safe working environment. Allen keys are also supplied for easy adjustments of tilt, pan and loading adjustments.



YOUTUBE
KUPO MOUNTING SOLUTION
FOR LCD MONITOR GAS-SPRING
ARM (KS-528 & KS-529 & KS-529C)

Full Motion

Place your displays landscape and portrait, 360° joint and 180° swivel, it's easily to share screen with others through the full motion function.



Detachable VESA Plate

1. Mounting your monitors is a simple process with detachable VESA bracket plate.
2. Step-by-step manual and the necessary tools & hardware for assembly are provided.

Weight Capacity: 3-8kg (6.6-17.6lbs)
Rotation: 90° for portrait or landscape viewing (right & left)
Colors: Silver
Material: Aluminum Alloy
Standard Mounting Mode: Light Stand with 5/8" (16mm) baby stud
Optional Mount Mode: Convi clamp mounting adapter (KS-529) is available up on request
Extension: 590mm at full extension
Lift: 200-500mm
Display Compatibility: VESA 75/100mm



KS-528 VESA Gas-spring Articulating Arm

W 3kg
6.6lbs

max 8kg
17.6lbs



Adapter only without Convi clamp

W 150g
5.3oz

KS-529 Gas Spring Arm Adapter for Convi Clamp

CNC made aluminum adapter is designed for effortless connecting your gas spring arm for VESA mount (KS-528) with Super Convi Clamp that allows you to mount your gas spring arm on pole, stand or any tube from 5 to 51mm in diameter. (Super Convi Clamp is not included).




W 730g
1.61lbs

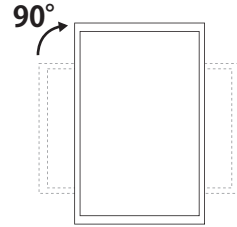
KS-529C

Half Coupler for LCD Monitor Gas-Spring Arm

A gas spring arm adapter is affixed on coupler is design for LCD monitor gas-spring arm (KS-528) to attach to dia. 2" tube (48~51mm). It comes with a T handle for comfortable grip and operation. Load capacity 8kg (subject to maximum working weight of KS-528).




100 x 100mm panel is included



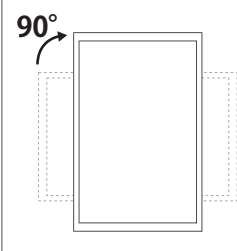
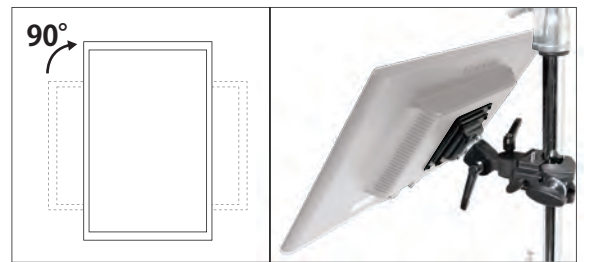
KS-308 Monitor Arm w/ Baby Receiver **W** 1.64kg / 3.6lbs **↓ max** 20kg / 44lbs

Easy and instantaneous rotation from landscape to portrait.

Features a baby receiver which can be mounted with an LCD monitor on the stand top or any mounting accessories with a baby pin. The two angle adjustable levers are easy for slight pan/ tilt movement. Standard VESA mounting point 75 x 75mm is drilled on the square black metal panel and an adapter to 100 x 100mm is also included. Set of cable clip can be mounted on the drilled hole with supplied screws keeping your cables organized. A 1/4"-20 female threaded and 3/8"-16 female threaded are drilled on the top of the baby receiver adapter for attaching any lighting, video or photo equipment.



100 x 100mm panel is included




KS-088 Monitor Arm w/ Hex Baby Pin **W** 1.38kg / 3.05lbs **↓ max** 20kg / 44lbs

Easy and instantaneous rotation from landscape to portrait.

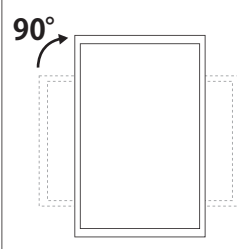
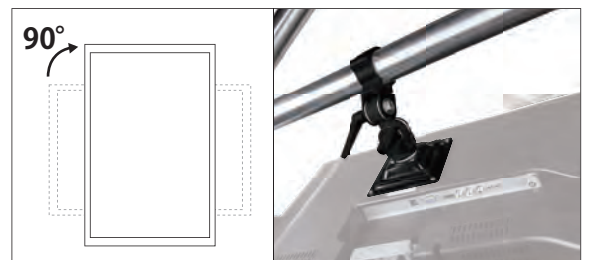
Same structure as KS-308 but designed for connecting an LCD monitor with Convi clamp by the knurled neck of the hex baby pin.



YOUTUBE
KUPO MONITOR
ARM WITH BURGER
COUPLER (KCP-879)



100 x 100 mm panel is included



KCP-879 Monitor Arm w/ Burger Coupler **W** 1.58kg / 3.5lbs **↓ max** 8kg / 17.6lbs

Easy and instantaneous rotation from landscape to portrait.

Features a burger coupler equipped on the monitor arm that allows you to mount an LCD monitor on Ø2"(48-51mm) truss effortlessly. Two ratcheting handles designed for easy slight pan and title movement. Standard VESA mounting point 75 x 75mm is drilled on the square black metal panel and an adapter to 100 x 100mm is also included.

VESA SCREEN TRUSS MOUNT

VESA screen truss mount is designed for a mounting monitor or television to a 30~40cm truss. With standard, VESA spacing both in 75mm and 100mm, this bracket provides a much space-saving and effortless solution for mounting VESA monitor or television to the truss. Made of 5mm thickness rolled steel, the bracket is extremely strong and robust for mounting the equipment. It comes with two slim half couplers for rigging the tube diameter 2" (50.80mm).

Features:

1. Compact and low profile
2. Made of 5mm robust steel
3. For VESA Spacing 75mm and 100mm
4. Suitable for common 30-40cm truss system
5. With two slim half couplers for attaching tube diameter 2"(50.80mm)



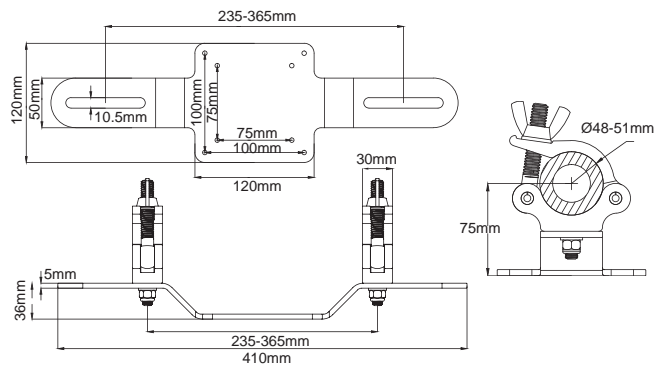
YOUTUBE
KUPO VESA SCREEN
TRUSS MOUNT (KCP-886)



Horizontal truss mount




Vertical truss mount



KCP-886 Vesa Screen Truss Mount



YOUTUBE
KUPO VESA MOUNTING
ADAPTER 100/200 (KS-512)



KS-512 Vesa Mounting Adapter 100 / 200


Fabricated of solid aluminum, this adapter easily helps you to expand standard VESA 75/100 mounting hole to larger spacing 100/200, for attaching flat TVs with such mounting spacing accordingly. Slim, lightweight and quick installation.

Features:

1. Expand VESA 75x75 and 100x100 to 200x100, and 200x200mm.
2. Made of aluminum alloy; set of 4 pieces.
3. Come with M8 Allen key bolts and M4 screws.
4. Suitable for KCP-886 and KCP-879.



YOUTUBE
KUPO VESA MOUNTING
ADAPTER 300/400 (KS-534)



KS-534 Vesa Mounting Adapter 300/400

This VESA adapter helps you to expand the standard VESA 75/100 mounting hole to larger spacing including 200, 300 and 400mm, making an easy way for large flat TVs to attach. Made of robust steel bar with black finish. Streamline, compact, and quick installation.

Features:

1. Expand VESA 75x75 and 100x100 to 200x300, 200x400, 300x300, 300x400, and 400x400mm.
2. Made of solid steel bar; set of 4 pieces.
3. Come with M8 Allen key bolts and M4 screws.
4. Suitable for KCP-886 (VESA screen truss mount).

UNIVERSAL TV TILT TRUSS MOUNT

Universal TV tilt truss mount provides the most versatile installation for a flat panel television. This TV truss mount is designed for accommodating large TV screens from 37" to 52", for rigging on 30/40cm truss system. It features 15 degree forward and backward viewing angle adjustments as well as side-to-side positioning after installation. Gliding the brackets on the wall plate groove and buckling up with the safety hook secure the installation firmly. The frame is made of heavy-duty metal with a durable power-coated finish with slim and low profile for tidy appearance.

Specification:

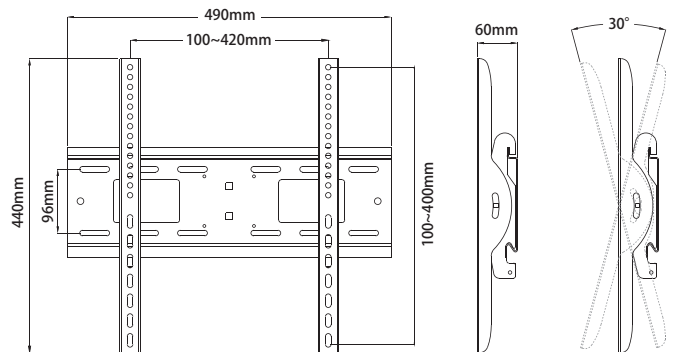
Suitable for 37" to 52" flat TV screens. / Load Capacity: 30kg
Tilt Adjustment: 0-30 degree (forward + backward)



Horizontal truss mount



Vertical truss mount




KCP-887 Universal TV Tilt Truss Mount

UNIVERSAL TV TILT STAND MOUNT

The combination of universal TV tilt truss mount and aluminum tubes & pipe fittings, this unique mounting hardware enables the user to put a flat TV screen together with a lighting stand without too much effort. Sliding pipe fitting is supplied with two knobs for making offset adjustment easily. The 28mm junior spigot is good for large lighting stands. Suitable for 37" to 52" flat TV screen.

Specification:

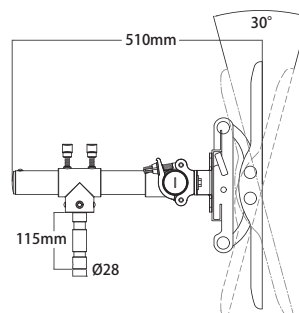
1. Load Capacity: 30kg
2. Weight: 9.5kg
3. Suitable for 37" to 52" flat TV screen
4. Tilt Adjustment: 0-30 degree (forward + backward)



Also feasible for attaching a lighting clamp to rig on the truss.



Universal TV Tilt Stand Mount sets a flat TV screen on 483T wind-up stand.



KCP-888 Universal TV Tilt Stand Mount



YOUTUBE
KUPO IMAC STAND
MOUNT ADAPTER (KS-580)



YOUTUBE
KUPO IMAC TRUSS
MOUNT CLAMP (KS-590)



KS-580 iMac Stand Mount Adapter **W** 0.41kg / 0.9lbs

This precision-machined aluminum adapter is specially designed for easy mounting of your iMac desktop computer (Compatible with 21" and 27" iMac models) on the light stand top which comes with a 5/8" (16mm) baby stud. The triangle plates are made with 4mm thick high-grade aluminum which can be securely attached to the iMac's cable pass-through hole with M6 bolts x 3 pcs (included). A 1/4"-20 female threaded and 3/8"-16 female threaded are drilled on the top 5/8" (16mm) baby receiver adapter for attaching any lighting, video or photo accessories. Comes with 1/4"-20 or 3/8"-16 male threaded. A simple yet reliable solution to mount your iMac.

KS-590 iMac Truss Mount Clamp **W** 0.61kg / 1.45lbs

Features a coupler for a 2" tube connected with the triangle plates which allows secure mounting of your iMac desktop computer (Compatible with 21" and 27" iMac models) on the truss system or any tube that comes with O.D. 50mm. The brushed aluminum finish melded with the look of an iMac, giving an attractive and functional set up.

Features:

1. Constructed from solid aluminum keeps your iMac safe and secure on light stand.
2. No need to remove the stand or modify the iMac to mount on the light stand top.
3. Mount Kit for Apple 21.5" and 27" iMac Display.



Anchor point

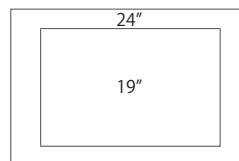


1/4"-20 female & 3/8"-16 female threaded.



YOUTUBE
KUPO IMAC STAND
MOUNT & TRUSS MOUNT
ADAPTERS
(KS-580 / KS-590)

iMAC is a trademark of APPLE INC.



KS-524 Non-VESA Monitor Conversion Bracket **W** 15kg / 33lbs

- Material: Plastic & Steel
- Fits size: 19"-24" Non-VESA Monitors

Constructed by heavy duty steel and sturdy plastic, the Kupo VESA Adapter Kit features a streamlined design for most Non-VESA screens easily converts to standard VESA pattern (75 x 75mm). The three adjustable arms can be extended to numerous positions to accommodate different sizes of LCD monitors from 19" to 24" monitors. The central round rubberized brake allows different thickness of LCD monitors to fit with the included Allen wrench.

Kupo Padmate is constructed by sturdy and durable plastic with a length-adjusted holder allowing you to attach an iPad (or 7" to 10" tablet) quickly and securely without damaging it. The innovatively designed panel has multi angle adjustments that offer optimal viewing and 360 degree rotation for any viewing orientation. The baby receiver (16mm) made by rigid steel with black electro-deposited is equipped on the end of panel and designed for universal connection which can be attached to standard lighting stand, articulated arm or any equipment that comes with a baby stud. Meanwhile, the detachable panel also makes it convenient to remove the iPad with holder from the panel which is connected with stands or arms while needed.



KS-510
Length Adjustable Holder for Tablet 7" to 10"

Case Thickness: 0.04"(10mm)
Dimensions: 8.4 x 4.2 x 1"(18.5 x 10.5 x 2.54cm)
With iPad mini & iPad air / 360 degree rotation.



KS-520
Padmate Bracket for turning iPad to Video Camera

Y-shaped aluminum bracket with a 3/8"-16 and 1/4"-20 threaded in each side designed for mounting camera accessories for speedlite, video light, microphone or any accessories that come with 3/8"-16 or 1/4"-20 thread stud.



▲ Rubber pad is firmly adhered giving the greatest protection from scratches.

KS-540 Tablet Security Holder **W** 290g
0.64lbs

Features a length adjustable tablet holder for 7"-10.1" tablets with a locking design which offers great mounting and security solutions. It's built with solid zinc alloy which provides lasting durability. 1/4"-20 screw hole is also equipped for connecting various accessories for more mounting solutions.
Thickness: 12mm / Lock cable dia. 4.4 x L: 200cm



KS-570
Tablet Holder with Baby Stud & Receiver **W** 610g
21.5oz

With highly flexible 15" aluminum long arm which is super rigid for various rotation & folding maneuvers, this tablet holder provides a great tablet mounting solution on a stand and Super Convi Clamp. The unique cable management design allows the cable to be put inside the arms which not only protects your power cable against damage but also serves as a great storage area. Rubber padding added on the bracket holder guarantees scratch-free protection on your gadgets. 360° Swivel Tablet holder design makes it easy to rotate from landscape to portrait. The Allen wrenches are also included and well stored inside the arm. The desk mount clamp adapter is also included while desk mount is required.

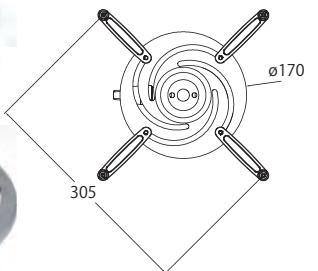
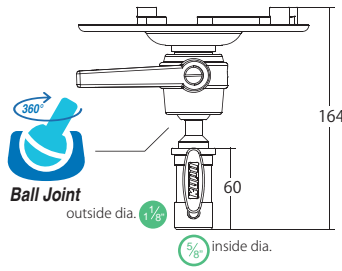


KS-575
Aluminum Tablet Holder
for 5.1"(130MM) ~ 9"(230MM)

For tablet size: 5.1"(130MM) ~ 9"(230MM) **W** 170g
6oz

The solid aluminum made Kupo tablet holder allows you to effortlessly mount your tablet on a tripod. Features a cold shoe on the top of tablet holder that can attach microphone, led video light or other devices for vlogging and live broadcast. Both bottom and back of the tablet holder have Arca Swiss Standard design allows you to directly install it on the tripod head for portrait or landscape. One 1/4" screw hole on the bottom and three 1/4" screw holes on the back offers a great mounting solution on a tripod, tripod head or other equipment comes with 1/4" screw. The main knob on the back of holder is able to directly lock the tablet, and the fine-tuning knob on the top allow you to strengthen the locking securely. Soft protective rubber equipped inside the holder to protect your phone from slipping and scratching.

Literally user-friendly and like no others. These versatile and one-of-a-kind projector mounts are fabricated with ball joint, providing totally 360 degree movement for fine positioning, and saving you much working time. Ratchet handle gives a positive and firm lock to fasten. The base is slotted with vortex pattern for maximum flexibility of accommodating diverse brands of projectors. KD-300 bi-functional top can be used as dia. 16mm socket (hole) or dia. 28mm spigot for fitting various clamps. KD-300-J fabricated with 17mm stud for fitting with specific junior receiver. Both KD-300 & KD-300J comes with Dia.27.8mm ball joint for max.load 15kg. KD-301 is made with larger ball joint Dia.38.1mm to fulfill higher load capacity 25kg.

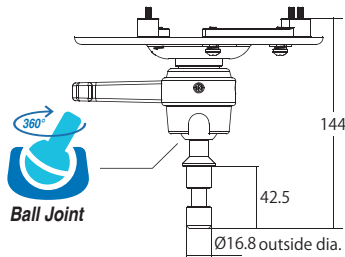


KD-300 **W** 1.05kg 2.31lbs **max** 15kg 33lbs
 Universal Projector Mount w/16mm Receiver

KD-301 Heavy Duty **W** 1.4kg 3.09lbs **max** 25kg 55.1lbs
 Universal Projector Mount w/16mm Receiver



YOUTUBE
UNIVERSAL PROJECTOR MOUNT (KD-300)




KD-300-J **W** 1kg 2.2lbs **max** 15kg 33lbs
 Universal Projector Mount w/ 17mm stud

Kupole screen holder, a brilliant gadget giving a convenient manner to hang a video projector screen on the pole without too much effort. With this devices you can set up your own video demonstration or home theatre so quickly without breaking a brick.



YOUTUBE
KUPO SCREEN HOLDER (KD-310P)



KD-310P Screen Holder

Solid steel made right angle stud comes with 5/8" (16mm) baby stud and round knob in the other end that allows you to effortlessly attach to super Convi clamp (KCP-700) and 4 way clamp (KCP-950). And the right angle baby stud is designed to perfectly mount Kupo universal projector mount (KD-300). An ideal accessory for your projector mount with 5/8" (16mm) receiver.



KS-094 Solid Steel Right Angle Stud

Fiberglass step ladder features non-conductive channel for working safety. Resistant to electricity, and will not dent and rust. Fiberglass step ladder is ideal for professional use. Load capacity 135kg (300lbs) and meet ANSI 14.5 (2007) and EN131 standard.



6' Fiberglass Step Ladder (with ladder top tool tray)

8' Fiberglass Step Ladder (with ladder top tool tray)



Ladder top tool tray to secure tools from falling while keeping them right at hand.



Molded brace and slip-resistant foot pad combination at the bottom increases the protection against damage.



Ladder top tool tray to secure tools from falling while keeping them right at hand.



Slip-resistance aluminum step is secured with 6 rivets on fiberglass channel.



Extra heavy duty aluminum spreaders to secure the ladder in A shape.



Molded brace and slip-resistant foot pad combination at the bottom increases the protection against damage.

FEATURES

1. Red color for the greatest visibility and caution.
2. Fiberglass channel is non-conductive for working around electricity.
3. U-shape channel made of multi-layer fiberglass for maximum strength.
4. Wide step for comfortable standing or climbing.
5. Every rivet well backed up to protect channel.
6. Back-up aluminum plates reinforce all top connectors.

* Attention: Please read the information of warning labels posted on the ladder for making the use of ladder properly.

| ITEM | Description | Height | Close Height | Steps | Style | Top Feature | Weight | Load Capacity |
|----------------|---------------------------------|--------|--------------|-------|--------------|-------------|--------|---------------|
| KFL-T8 | 8' Fiberglass Ladder | 230cm | 240cm | 7 | Double-sided | Tool Tray | 15.5kg | 135kg |
| KFL-T10 | 10' Fiberglass Ladder | 290cm | 300cm | 9 | Double-sided | Tool Tray | 19.3kg | 135kg |
| KFL-T12 | 12' Fiberglass Ladder | 350cm | 360cm | 11 | Double-sided | Tool Tray | 25.5kg | 135kg |
| KFL-D20 | 20' Fiberglass Extension Ladder | 1130cm | 625cm | 40 | Extension | N/A | 19.4kg | 135kg |

Kupo bar height KDC-2346 and dinner height KDC-2334 Director Chairs are soundly constructed with rigid hardwood. The chair arms are designed and shaped by hand for maximum comfort and smoothness. The corner bracing equipped on the bar height chair ensures long-term rigidity of the frames. Comes with a footrest that can be removed for folding, and has heavy duty shaped legs. The handy canvas chair is foldable in half for easy storage and transportation. Great for comfortable extra seating.



KDC-2334-NK Dinner Height Director Chair

Weight: 5.8kg(12.8lbs)
Dimension: (L) 48cm(18.9") x (W) 41cm(16.2") x (H) 90cm(35.4")



KDC-2346-NK Bar Height Director Chair

Weight: 8.7kg(19.2lbs)
Dimension: (L) 76cm(29.9") x (W)41cm(16.2") x (H)118cm(46.5")



Arms are designed and shaped for maximum comfort and smoothness.



Comes with a footrest that can be removed for folding. (Bar height only)



Corner bracing equipped on bar height ensures long term rigidity of frame.



Robust steel hinges provide a super strong pivot point.



KAC-01 Aluminum Director Chair

An ideal and professional chair for studio, backstage or location. Made with folding lightweight aluminum and equipped with carry straps, this director chair is easy for storage and transportation. High denier and heavy-duty fabric with a padded back, seat and arm rests keeps your seating comfortable and safe. Foldable tray table and pocket pouches on two flanks provide the greatest flexibility for space. A combination of quality and unique features makes this director chair a perfect seating solution for your needs.

Weight: 2.8kg(6.16lbs)
Seating Height: 18"(47.5cm)
Open Dimensions: 17.75"(45cm)(D) x 23.5"(60cm)(W) x 33.5"(85cm)(H)



Sand bags are an indispensable safety measure on any set to ensure that stands don't tip over or damage expensive equipment and cause injury, resulting in expensive downtime. Kupo sand bag features a saddlebag design that is ideally suited to drape over stand legs and boom arms. It ships empty so that you can fill it with your choice of material translating to much lower shipping costs. Made of sturdy 1,000D Cordura Nylon for long life and thick plastic internal liner bags help keep dust in and water out. It also comes with double Velcro design ensuring no sand will leak out of the bags.



YOUTUBE
KUPO VELCRO
REFILLABLE SANDBAGS
(KS-1680S, KS-1680M
& KSD-1680L)



KSD-1680S Empty Saddle Sandbag-Small (13lbs)

Features a rubberized handle for easy repositioning and an eyelet and spring lock equipped for attaching to boom hooks.
Dimension: 30cm(12") x 22cm(8.5") x 10cm(4")

W 500g 17.6oz **max** 6kg 13lbs

KSD-1680M Empty Saddle Sandbag-Medium (24lbs)

Features a rubberized handle for easy repositioning and an eyelet and spring lock equipped for attaching to boom hooks.
Dimension: 40cm(17.5") x 22cm(8.5") x 10cm(4")

W 600g 21.2oz **max** 11kg 24.2lbs

Features:



Handle with rubber cover for better grip.



Double Velcro ensures no sand leaks out of the bags.



Spring lock is equipped on the sand bag for easy mounting to the stand as a counterweight.



Two regular 600ml bottled waters can be put into the side pouch of the sand bag.



Butterfly lift handles.

KSD-1680L Empty Saddle Sand Bag-Large (35lbs)

Features a reinforced handle sewn into both sides of the bag using a box and cross pattern. Also a fly away handle is equipped allowing you to drape over light stand legs. The loading weight is on the blue label for easy identification.
Dimension: 36cm(14.2") x 28cm(11") x 12cm(4.8")

W 450g 16.9oz **max** 16kg 35lbs



Butterfly lift handles.



KSD-1680XL Empty Butterfly / Fly Away Sand Bag-Extra Large (50lbs)

W 460g 16.23oz **max** 22.7kg 50lbs

The handle is sewn into the pocket edges, creating a wing motion when the bag is lifted which allows you to easily “release” the bag from your stands and booms. The loading weight is on the blue label for easy identification. Dimension: 36cm(14.2”) x 34cm(14”) x 12cm(4.8”)



KSD-77 Empty Saddle Sandbag-Heavy Duty (77lbs)

W 600g 21.2oz **max** 35kg 77lbs

This empty 77lbs saddle bag-design Sandbag is filled with sand by the purchaser and primary used to as a counterweight on a boom arm to balance a light fixture's weight. It can also stabilize a stand by draping it over the legs and preventing the top-heavy light stand from falling over. The bag is made from 1,000D black Cordex textured nylon, and the underside has a polyurethane coating which makes it water resistant and durable. Four integrated ladder-lock buckles allow you to tighten up the straps to keep the sandbag securely attached. Dimension: 39cm(15.5”) x 46cm(18.2”) x 12cm(4.8”)



Ladder-lock buckle and straps help bag firmly attach on light stand or boom arm.



Dual haul handles with unifying wrap for carrying ease.



Triple Velcro ensure no sand leaks out of bags.

The new solid construction shot bag with non-slip strap design allows you to weigh down light stands by just wrapping it around the stand base. The premium shot bag also offers a variety of uses including an offset for a boom arm, wrap around a tripod or light stand bases, or hang midway on a stand handle to offset the weight of something. The 2mm steel balls are pre-filled and sealed up with the bag which makes it dense weight and it never leaks. The compact size design also makes the shot bag easy to carry, pack and it does the job perfect.



Weight on the label for easy identification.



Non-slip strap keeps bag from slipping off.



On a lightweight aluminum stand.



On a Grip Arm.



KSW-05 Wrap & Go Shot Bag

Maximum load weight: 2.28kg(5lbs)



KSW-10 Wrap & Go Shot Bag

Maximum load weight: 4.55kg(10lbs)

YOUTUBE
KUPO WRAP & GO SHOT BAG

Kupo Shot Bags are made of 1,000 denier black cordex textured Nylon with a water resistant polyurethane coating on the inside. 2mm steel balls are encapsulated in the poly inner bag and sealed up with the bag which makes it dense weight and it never leaks. The two wing design allows it to drape perfectly over light stand legs.



Two wings allow the bag to drape over light stand legs.



Loading weight is on the blue label for easy identification.



KSF-15 Shot Bag (15lbs) **W** 6.5kg / 15 lbs



KSF-25 Shot Bag (25lbs) **W** 11.3kg / 25 lbs

KSF-30 Shot Bag (30lbs) **W** 13.6kg / 30 lbs

Made of 1,000D Cordura Nylon with plastic internal liner, Kupo 30 lb shot bag features 2mm steel balls encapsulated in the poly inner bag and securely keep those steel balls in the shot bag with the double Velcro design. The rubberized handle is also equipped for easy repositioning. The eyelet and spring lock attached to the bag for easy mounting on the book hook.



Built by robust steel with matte-black surface finish, the 46.5"(118cm) stand hangers offers a great storage and display solution for light stands. There are three dia. 8.5mm hole at 16"(40.6mm) intervals drilled for easily and firmly mounting to a wall or door rack. Extra dia. 10.5mm holes in each end are designed to connect with Kupo four way clamp (KCP-950) or 3 way clamp (KCP-930) and any tube size from 35 to 50mm for excellent storage or display solution. There're four versions of stand hangers are available to meet the different professional requirements. Lumber size 2x2 or 2x4 is recommended to be mounted behind the hanger to keep your wall from scratches. Weight: 2.85kg (6.27lbs)

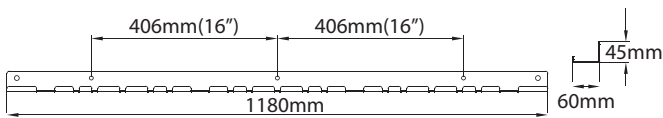


YOUTUBE
KUPO STAND HANGERS
 (KS-118B, KS-118BT,
 KS-118BG & KS-118BV)



KS-118B Stand Hanger Complex

118cm long 15 baby studs and 4 hanger pin holders on the rack.



YOUTUBE
KUPO STAND HANGERS
 (KS-118B, KS-118BT,
 KS-118BG & KS-118BV)



KS-118BG Stand Hanger for Heavy Duty Stand

118cm long stand hanger with 8 hanger pin holders on the rack.



YOUTUBE
KUPO STAND HANGERS
 (KS-118B, KS-118BT,
 KS-118BG & KS-118BV)



For the baby pin.

KS-118BT Stand Hanger for Lightweight Stand

118cm long stand hanger with 10 baby stud holders on the rack.



YOUTUBE
KUPO STAND HANGERS
 (KS-118B, KS-118BT,
 KS-118BG & KS-118BV)



For hanger pin of upper spider casting.

KS-118BV Stand hanger for Medium Size Stand

118cm long stand hanger with 9 hanger pin holders on the rack.

C-STAND DOOR RACK



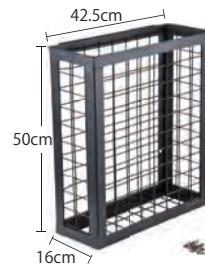
YOUTUBE
KUPO C-STAND
DOOR RACK
 (KS-119B)



KS-119B C-stand Door Rack

Built by robust 6.5mm thickness steel with matte-black surface finish, Kupo C stand door rack designed to keep supports organized and accessible whether in the studio or on a location production. The steel rack can hold up to six C-stands with grip heads and arms. Built-in hoops accept bungee cords to stabilize the stands. The C stand door rack can be adapted to different C-stand length.





KGC-BSK01 Steel Wire Mesh Basket

- Color: Black Powder Coating

W 4.1kg
9lbs

Black coated steel basket for KGC-012R allows to storing grip heads and other grip gears. Screw and nut set for 4 pcs are included.

KGC-012R Pro C-stand Grip Cart

W 23kg
50.6lbs

- Dimension: 77cm(L) x 60cm(W) x 142cm (H)

Designed to hold up to 12 set C-stand kits, this rugged steel cart enables the transport and storage of C-Stands whether in the studio, on location or in the warehouse. Features ergonomic handles and a pair of 10" pneumatic wheels for easy mobility even fully loaded. There are 3 welded baby pin for gobo arm replacement and supplied with a steel basket offering an extra space for other grip accessories storage. The detachable front foot is able to be exchanged with a dia.100mm caster, KC-100 (Optional), allows you to move the cart with ease and comfort. The compact design makes it safe and easy to pass through doorway.



KGC-020 Senior C-stand Grip Cart

- CartColor: Black Powder Coating

- Dimension: 129cm(L) x 67cm(W) x 136cm(H)

W 70kg
154lbs

This Senior C-Stand Grip Cart made of robust steel tube can hold up to 20 C-Stands and features a steel basket for the placement of grip arm, grip head and other grip gears. Ergonomic handles and four 10" casters allow an easy transportation between various locations with ease and convenience. Cart will also keep the stands tidy and ready for fast use around the camera.



KGC-030 Combo Stand Grip Cart

- Color: Black Powder Coating

- Dimension: 95cm(L) x 80cm(W) x 127cm(H)

W 77.5kg
170.5lbs

This cart made of robust steel tube designed to hold 20 lighting stands for Combo / Cine stands or any stands comes with the hanger pin of upper spider casting. The four swivel 10" casters are equipped to provide easy transportation between various locations with ease and convenience. Built-in hoops accept bungee cords to stabilize the stands. Cart will also keep the stands tidy and ready for fast use around the camera.

SUPER JOINT & STAND HANGER RACK

This super joint is extreme flexibility and easy to assemble by the modular system of tubes and casting clamps that allows you to design and create all sorts of structure for your lighting, video & equipment and accessories. It's easy to set up and disassemble with a standard Allen Wrench to provide a fast and re-usable structure. The standard tube measures 35mm in diameter and are available in four lengths included 50, 100, 150 and 200cm.



KD-C01B / P
Curved Clamp
For Dia. 35mm



KD-C02B / P
2 Ways Joint
For Dia. 35mm



KD-C03B / P
Joint w/ Screw
For Dia. 35mm



KD-C04B / P
Universal Joint
For Dia. 35mm



KD-C06B / P
Y Connector
For Dia. 30 to 35mm




KD-C07P
Foot Adapter / For Dia. 35mm

Constructed from anodized aluminum, the foot adapter designed to fit into dia. 35 tube and the M10 threaded hole allows for mounting a caster that makes the super joint set moveable.



KD-C08B / P
Caster adapter
For Dia. 35mm



KD-C08B w/ KC-100 casters

Black Steel Panel with Mounting Clip

Made with black coated steel and utilizing the plastic mounting clip, the shelf offers endless compositions to mount with the structure built by the super joint system.



KD-840



KD-841



KD-842



KD-843

| | |
|-----------------|---------------------------------------|
| KD-840LB | Panel w/Hole - Black (Length: 1080mm) |
| KD-840MB | Panel w/Hole - Black (Length: 825mm) |
| KD-840SB | Panel w/Hole - Black (Length: 440mm) |
| KD-841LB | Panel - Black (Length: 1080mm) |
| KD-841MB | Panel - Black (Length: 825mm) |
| KD-841SB | Panel - Black (Length: 440mm) |


| | |
|-----------------|---|
| KD-842LB | Extension Panel w/Hole - Black (Length: 1080mm) |
| KD-842MB | Extension Panel w/Hole - Black (Length: 825mm) |
| KD-842SB | Extension Panel w/Hole - Black (Length: 440mm) |
| KD-843LB | Extension Panel - Black (Length: 1080mm) |
| KD-843MB | Extension Panel - Black (Length: 825mm) |
| KD-843SB | Extension Panel - Black (Length: 440mm) |

KSJ-500B Stand Hanger Rack

Stand hanger rack is constructed from aluminum die-cast super joint connectors, matte black steel tubes and steel hangers which offer great solutions for the storage and display of your lighting stands.

The rack are included:

| Item number | Product Description | QTY (PCS) |
|------------------|---|------------|
| Long black tube | Dia. 35mm tube with 1,300 mm length | 4 |
| Midi black tube | Dia. 35mm tube with 1013 mm length | 3 |
| Short black tube | Dia. 35mm tube with 400 mm length | 6 |
| KD-C01B | Curved clamp-Black | 8 |
| KD-C03B | Joint with Screw-Black | 4 |
| KD-C04B | Universal Joint-Black | 6 |
| KS-118BT | Stand hanger for lightweight stand -Black | 1 |
| KS-118BV | Stand hanger for medium Size stand-Black | 1 |
| KCP-930B | 3 way clamp-Black | 4 |
| Screw & Nut | M10 Screw & Nut | 4 |



Dimension:
120cm(L) x 66cm(W) x 148cm(H)

China Ball, or Chinese paper lantern, is made by a paper lantern holder and lamp socket for creating natural soft light and pleasant skin tones in the film and video field. The frame of Kupo China ball, constructed from quality 3/16" (5mm) steel with a chrome plated surface treatment, is interchangeable by removing the screw nuts if a different size of lantern paper is needed. The rotatable steel ring makes it easy to control the output of light while the fabric or gel is attached. The anti-kinking spiral top cable gland is also equipped to prevent the cable from becoming loose when subject to vibration. The 3C x 14AWG (2.08mm) cable is measured 90cm in length comes with standard edison plug. Ceramic lamp socket is firmly fixed on the round metal plate keeping the bulb from wobbling. Two 1/4"-20 and two 3/8"-16 threaded holes are pre-drilled underneath the round plate providing a great mounting solution through any grip equipment, comes with 1/4"-20 or 3/8"-16 thread male. A 5/8" (16mm) pin comes with 3/8"-16 threaded male is included. The lamps made for photography are recommended when using these lanterns for film and video. Please be sure to never leave them unattended due to the threat of spontaneous fire.



PATENTED



KS-121 12" China Ball Bracket w/ E27 Socket

Maximum wattage: 250W **W** 0.75kg / 1.65lbs

KS-181 18" China Ball Bracket w/ E27 Socket

Maximum wattage: 250W **W** 0.83kg / 1.83lbs

KS-182 18" China Ball Bracket w/ E40 Socket

Maximum wattage: 500W **W** 0.83kg / 1.83lbs



KS-241 24" China Ball Bracket w/ E27 Socket

Maximum wattage: 250W **W** 0.91kg / 2.0lbs

KS-242 24" China Ball Bracket w/ E40 Socket

Maximum wattage: 1000W **W** 0.91kg / 2.0lbs




KS-121PL 12" Paper Lantern (Set of 5)

KS-181PL 18" Paper Lantern (Set of 5)

KS-241PL 24" Paper Lantern (Set of 5)

The white round lantern paper is made with paper and metal wiring. Thanks to foldable construction, it unfolded like an accordion and assembled just in seconds.

Application



DIGIFAN DF-500

A powerful and versatile special wind machine designed for studios, theaters, theme parks, touring, photography and more. It is suitable for a wide range of applications including blowing haze, smoke, bubbles, confetti or snow, cooling performers, dimmer racks or amplifiers even drying paint in studio. DF-500 can be controlled through standard DMX signal or master/slave operation through data link. Versatile yoke for overhead rigging, floor sitting or stand mounting. Housing is constructed from a molded lightweight plastic venting device with rugged tubular steel making it durable for transportation. The 11" one-piece blade and spiral front grill is for creating a narrow focus wind stream. Compact, lightweight and powerful.



Specification:

- Power input: 100-240V AC, 1200W, Current Max. 10A.
- Motor: 500W, Max. 3200RPM.
- DMX mode: DMX on-off and volume control.
- Memory: 9 mode memory setting available.
- One touch turbo function: 0-3200RPM within 5 sec.
- Air volume: 1700CBM / hr .
- Wind speed: 60KM / hr .
- Remote controller: Supplied w/3M cable.
- Built-in master / slave control interface.
- Dimension: 480 x 560 x 460mm.
- Weight: 12.5kg.




FOUR REASONS DIGIFAN MAKES A VORTEX WIND EFFECT

ALWAYS PUT THE FAN BEHIND THE SMOKE SOURCE SO AS TO NOT GUM UP THE FAN WITH FLUID.



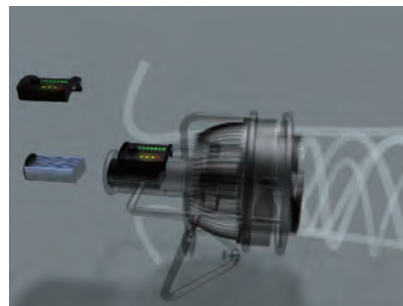
11"one piece deep pitch blade churns through the air, maximizing the amount of the air moved with the each turn of the powerful motor.



The spiral shape designed front grill offsets the direction of the air as it twists off the blade. This allows the air to travel long distances.



Air inlet duct tube ensures that the deep blade is fully enclosed in a cylindrical duct, air is sculpted into a column (beam of air).



To combine deep pitch blade, spiral grill, ducted tube and a switching power supply the multi function Digi fan is able to create a fully controllable vortex wind effect.

YOUTUBE



DMX WIND MACHINE

DIGIFAN FEATURES:



Multi functional control box for Manual, DMX and Program setting.



Switch for local or DMX operation mode.



Switching power supply with aluminum enclosure.



On/Off switch, universal 100-240V power input and fuse protection.



Molded plastic venting encompassed by rugged steel frame.




Sitting on floor on its own floor stand.



Sitting on stand with 28mm spigot.



Rigging on truss through the 13mm hole in the center of the bracket plate.



Industrial grade 500W, Max. 3200RPM Motor.



Locking knob with bearing for tighten yoke and adjusting direction.



11" one piece deep pitch blade.

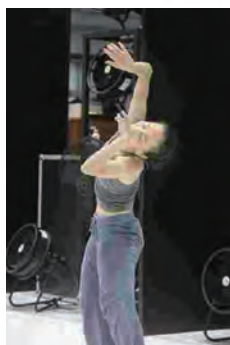
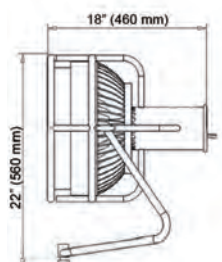
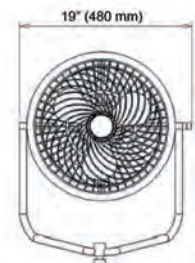


LINK

Master and Slave - Up to 9 Fans can be locally controlled by one controller using DMX data link.



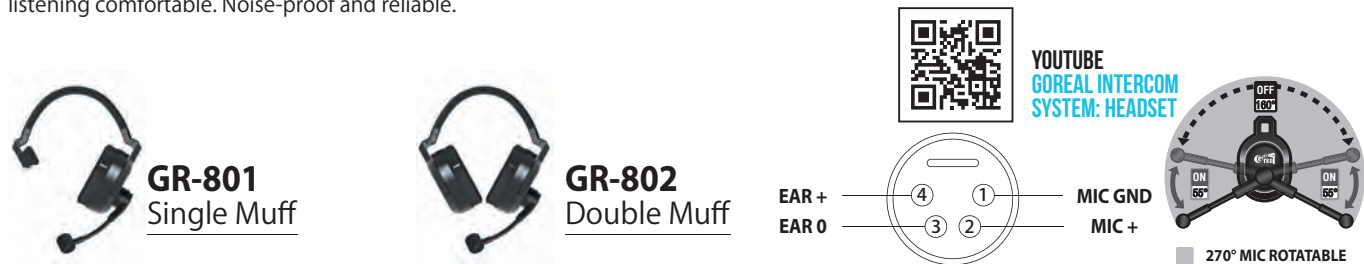
Dimension



Goreal intercom system, including headset, belt pack and power station, is designed to fulfill the requirement for entertainment. It is a system featuring portable, compact, plug-n-play with no complicated settings. This system is ideal for the live event while the local communication is required, and making the communication clear, authentic and real-time.

Headset

The sophisticated headset with 270 degree rotatable mic provides greatest convenience for operation. Simply swing mic boom upward or downward to turn on or switch off the talking mode. Soft synthetic leather, complete embraced ear muffs, and adjustable headband makes the listening comfortable. Noise-proof and reliable.



| Specification | GR-801 Single Muff | GR-802 Double Muff | GR-801 Single Muff |
|------------------------------------|--------------------------|--------------------|---|
| Headphones Type: | Circumaural, closed-back | | |
| Sensitivity: | 90dB SPL | | |
| Frequency Response: | 20-20,000 Hz | | |
| Max. Input Power: | 100mW | | |
| Rated Impedance: | 400Ω | | |
| Microphone Element: | | Dynamic | |
| Frequency Response: | | 150-10,000 Hz | |
| Polar Pattern: | | Cardioid | |
| Rated Impedance: | | 250Ω | |
| Open Circuit Sensitivity MAX. SPL: | | | -60 dBV/Pa (1.0mV/PA) ±3dB, at 1KHz 136dB SPL (THD≤1%, at 1KHz) |
| Distortion: | | | <3% |
| Connector/Cable: | | | 4Pin/1.6M |

Aluminum alloy housing with rear metal clip makes this Belt pack hanged on the wall or attached to the belt easily. The illuminating CALL button makes it pretty visible in the dark backstage. The bright yellow MIC button is for easy identification. It comes with 3pin and 4pin socket connectors for interconnection to hang on the wall or attach to the belt easily.

Made of aluminum alloy extrusion, this power station comes with 3pin socket connectors for interconnection. No worry for the AC power as it takes universal input (90-240V). Two circuits for respective maneuver, or looping them all in one group for real-time communication for maximum 20 units of belt pack (GR-PS01).



- "MIC" button
- Voice (sidetone) level knob
- Listen level knob
- "CALL" indicator
- Outlet for headset
- Inlet for circuit cabling
- Outlet for next belt pack

- Outlet for circuit A
- On/Off switch for circuit A+B
- Outlet for circuit B
- On/Off switch for main input
- Main power indicator
- Main power inlet
- Fuse socket

| Specification | [GR-BP01] | [GR-PS01] |
|--------------------|----------------------|--|
| Power Requirement: | 24-30VDC | |
| Earphone Output: | 200Ω | |
| Microphone Input: | 200Ω dynamic | |
| Measurement: | 106 x 113.5 x 52.7mm | |
| Weight: | 0.42kgs | |
| Input Voltage: | | 90-240VAC, 50/60Hz (0.8A/115VAC, 0.56A/230VAC) |
| Output Voltage: | | Max. DC/27V, 1.7A |
| Measurement: | | 106 x 269 x 45mm |
| Weight: | | 0.86kgs |

Same as GR-PS01 for working with universal power input (90-240V), this power station powers up to 60 units of belt pack in same time for operation. Three channels A/B/C can be linked up as A+B, or B+C, or put them all together A+B+C for larger group. It is made to fit standard 19" rack. Low profile and compact.



- Channel A outlet for belt packs
- Channel B outlet for belt packs
- Channel C outlet for belt packs
- Link up Channel A and B
- Link up Channel B and C
- LED indication for power status
- AC power switch

When these two buttons are pressed, Channel A, B, C are all linked up all together.

| Specification | [GR-PS02] |
|-----------------|--|
| Input Voltage: | 90-240VAC, 50/60Hz (0.8A/115VAC, 0.56A/230VAC) |
| Output Voltage: | Max. DC/27V, 1.7A |
| Measurement: | 45 x 480 x 230mm |
| Weight: | 3.5kgs |

EXTREME GEAR ON THE GO

Croxs, the hard cases series, featuring excellent water-proof and maximum durability, offers the greatest protection to your precious items. Travel with croxs over rigorous transportation condition. Travel with peace of mind.



Extreme Gear On The Go



Croxs is a hard case series for boundless exploration, designed and manufactured for giving greatest protection to equipment over heavy transportation or rigorous weather condition. Croxs is engineered in high standard for catering to diverse demands from individuals, industrial users, government or even military department. Born to cross the boundary where extreme limit is invisible.

CX5219



**YOUTUBE
CROXS CASE**




**YOUTUBE
INTRODUCING
CROXS CASE**



Patent locking latch ensures two shells firm lock and prevents unexpected pop-up.



Rubber O-ring at the rim of upper shell offers excellent water-tightness.



Enhanced hinge engaged shell and box without interval gap for utmost durability.



Traveling noise is greatly eliminated by rubber-encapsulated nylon caster, making it quite silent on the go (for models with casters only).



Reinforcement at corner for max. toughness and durability.




Extraordinary air pressure regulator for automatically adjusting the inner box pressure in accordance with the ambient air pressure but also keep the box free from water invasion. (auto air regulator applied for selected models only).



Meet FAA regulation for carry-on luggage on flight (selected models only). Made of injection-molded PP compound for the advantage of anti rust, corrosion free, dust-proof and impact resistant.



Enhanced haulage handle, head of integrated shaping plastic, endures higher bending force.



Egg-crate and pick-and-pluck foam for making custom-fit protection in line with any shape of equipment.

OPTIONAL ACCESSORIES

Made from robust Zinc alloy and with elegant black powder coat, this 3-dial combination TSA-friendly lock stands up to the wear and tear luggage handling. Flexible steel cable with transparent PVC sleeve and ergonomic-design bottom makes the use of the lock easier and efficiently. Keep your luggage with the lock that TSA screener won't cut. Compatible with all Croxs cases.



Size
 Lock Body: (L)37 x (W)12 x (H)70mm
 Cable: 2mm (Dia.)
 W / transparent PVC sleeves



CXLC01 TSA Lock for All Croxs Cases

Silica gel is enclosed in a compact aluminum canister for putting in Croxs case to protect camera or computer equipments from moisture. Eco-friendly design that put it in oven at 120 degree Celsius for about 3 hours while the indicator window sees green, and you'll have a whole new Silica gel. Good for traveling to different locations where moisture is a concern.



Dimension
 (L)110 x (W)55 x (H)15mm
 Weight: 56g



CXSG01 Lockdown 40 Gram Silica Gel for All Croxs Cases



CXFM01 Fix Mount Kit

Fix Mount is a must-have accessory turning a Croxs hard case to professional instrument case. While delicate instrument like controller would blend into Croxs case, this bracket is the way to do. Only few simple steps to provide great protection to instrument by attaching Fix Mount to the groove inside the Croxs case and fix instrument on it without too much effort. A set of 8pcs, and feasible for some selections of Croxs case.



YOUTUBE
 CROXS CASE
 FT. SHOULDER
 STRAP HOLDER



Enlarge the hole with 5.2mm twist drill bit.



CXFM02 D-ring Fix Mount Kit

Whenever you need a shoulder to carry on, the D-ring fix mount kit helps to achieve what you expect for your Croxs case. Just several steps and tools away, the selected hard cases will turn to be mobile with shoulder strap (CXST01 Optional) in easier way. Do it yourself, feel this great and fun feature of Croxs case, and travel hands-free! For CX3815 and CX4316 hard case.

PADDED DIVIDER

Padded divider set is alternative protection coming with 5 large and 6 small flexible dividers, turning the case in much well-organized way. Hook-and-loop fastener on dividers makes it easily manage the limited space.




CXPD01

Padded divider set for CX5219
 L x W x H (cm): 52.1 x 29.1 x 19.2



CXPD02

Padded divider set for CX7326
 L x W x H (cm): 73.6 x 45.7 x 26.9



CXLG01 Lid Organizer for CX5219 Case

The lid organizer has five mesh zippered pockets on the plastic plate which is easy to be attached to the lid of CROXS 5219 case with enclosed screws. The mesh compartments offer ample room to store tools, electronic and other convenient items. A wonderful addition to the case and keeps it organized.
 Dimension: (W)27.98 x (H)50.8 x (D)2.54cm / Weight: 652g



PERSONALIZED NAMEPLATE

Some selections of Croxs case come with nameplate slot for personalized nameplate. Made of ABS with black on surface, your information on nameplate will be engraved with white color for straight recognition immediately. Nameplate helps to well organize your gear and facilitate the recovery while your case gets lost.

CX3009GP2 CROXS CASE FOR GOPRO

CX3009GP2 is the latest model to Croxs series, aiming to provide greatest protection to GoPro camera gears. Designed for accommodating 2 sets of GoPro kits, this hard case features rugged plastic housing, water and dust proof, corrosion and impact resistance. Compound PP plastic and the rubber O ring makes this case excellent to resist most of harsh environment challenges, including temperature, moisture, certain acids and chemicals, offering the safe and secure space to settle your GoPro camera. * GoPro is a registered trademark of GoPro Inc.



FEATURES:

1. Made by rugged molded polypropylene.
2. Dust and Water Proof. (IP 67)
3. Weather Resistance.
4. Air Pressure Regulator.
5. Carry-on to fly.



**YOUTUBE
CROXS CASE
FOR GOPRO HERO KIT**

CX3009GP2 For GoPro HERO Kits

CX1102 Memory Card Case

Pocket-size and compact. This protection and storage case is designed to accommodate up to 8 SD cards and 4 Compact Flash card at once. Media storage memory cards will be duly protected by shock absorbing removable insert foams. Your card will be kept safe from moisture while carried by this case.



Foam cutout dimension:

- 4 x 42.8(W) x 36.4(L) x 3.3(D) / mm
- 8 x 24(W) x 32(L) x 2.1(D) / mm



Pocket size



4 x Compact Flash



8 x SD



4 x Compact Flash
8 x SD

CX2418

Never has been such a hard case welcoming to photographer. This hard case has a compact profile as usual but it has roomy storage space to use. The depth of the compartment is quite as large as to accommodate shooting gears like camera and lens in one place. The puffy foams give the greatest protection to all of them and kept them secured from the damage over the transportation.



CROXS COMBO CASE

The lid is supplied with a large and a small removable pouch: the large for laptop up to MacBook 15" or folders or paperwork, and small for laptop peripherals or some hand tools. Those pouches are attached to the lid through hook-n-loop fastener and that's handy to organize them. The bottom is equipped with a nylon container for clothing, on which double zipper with a long handle helps to roll up fabric cover with no effort. Meet FAA requirement for carry-on luggage and ready to fly anytime.

[1] CX5219RTG / Croxs 5219 Ready-To-Go Case

Dedicated for short term business traveler with less but important items to carry.



CX5219RTG



YOUTUBE
CROXS COMBO CASE



[2] CX5219STG / Croxs 5219 Studio-To-Go Case

For video professional and photographer on the travelling, the Croxs 5219 Studio-To-Go Case includes a set of padded divider and detachable laptop lid organizer. The laptop and accessory pouches on the lid accommodates up to MacBook 15" and its peripherals, making the most use of interior space and proceeding aviation security check with ease. The bottom comes a set of padded divider for your own arrangement, giving fully protection to the video or camera equipments. ▼



CX5219STG

[3] CX5219GTG / Croxs 5219 Gear-To-Go Case

Configuration is same as Croxs 5219 Studio-To-Go Case but with egg-crate foam on the lid instead, providing superior protection to all equipment carried in the case. Padded divider set enables you to organize the space to well fit the equipment you're going to put. ▼



CX5219GTG



Croxs case-to-stand-top series allows you to mount hard case on the light stand or tripod with ease and convenience. These cases features a quick-release adapter, equipped underneath the case, can be detached in seconds makes it easy while traveling and storage. The quick release adapter comes with two 5/8" receivers offer you a choice of vertical or horizontal support placement using a traditional light stand, magic arm or pole. It's also compatible to tripod mounting thanks to the 1/4"-20 female threads, 3/8"-16 female threads and ARCA-Swiss style design on its underside.



CST-2418 Croxs Case (CX2418) to Stand Top
Interior size/ L x W x H (cm): 24.1 x 18.8 x 18.4


CST-3815 Croxs Case (CX3815) to Stand Top
Interior size/ L x W x H (cm): 38 x 26.7 x 15.7

CST-5219 Croxs Case (CX5219) to Stand Top
Interior size/ L x W x H (cm): 52.1 x 29.1 x 19.2

Instruction to assemble the mounting adapter






1. Insert adapter and align the key. 2. Twist to lock.









Case with no mounting adapter. Case with mounting adapter.








Application

| CROXS case |  |  |  |
|--------------------------------|---|--|---|
| Item | CX1102 | CX1807 | CX2109 |
| Exterior Size / L x W x H (cm) | 12.9 x 9.1 x 3.2 | 21.0 x 16.7 x 9.0 | 24.0 x 19.8 x 10.8 |
| Interior Size / L x W x H (cm) | 11.7 x 6.8 x 2.6 | 18.6 x 12.3 x 7.5 | 21.6 x 15.2 x 9.5 |
| Net Weight (kgs) | 0.11 | 0.6 | 0.75 |
| Air Pressure Regulator | - | Manual | Manual |
| Carry-on to fly | ☉ | ☉ | ☉ |
| Haulage Handle | - | - | - |
| Wheel | - | - | - |
| Protective Foam | 2 pre-cut EVA | 2 pre-cut + 1 egg-crate | |
| Protection classification | ASTM / IP67 | | |

| CROXS case |  |  |  |
|--------------------------------|---|--|---|
| Item | CX2306 | CX2413 | CX2418 |
| Exterior Size / L x W x H (cm) | 24.0 x 17.5 x 7.7 | 30.0 x 25.0 x 14.5 | 30 x 24.8 x 21.2 |
| Interior Size / L x W x H (cm) | 23.5 x 14.5 x 6.2 | 24.0 x 19.0 x 13.0 | 24.1 x 18.8 x 18.4 |
| Net Weight (kgs) | 0.45 | 1.55 | 1.7 |
| Air Pressure Regulator | Manual | Auto | Manual |
| Carry-on to fly | ☉ | ☉ | ☉ |
| Haulage Handle | - | - | - |
| Wheel | - | - | - |
| Protective Foam | 1 pre-cut + 1 egg-crate | 2 pre-cut + 1 egg-crate | |
| Protection classification | ASTM / IP67 | | |

| CROXS case |  |  |  |
|--------------------------------|---|--|---|
| Item | CX3009 / CX3009GP2 | CX3815 | CX4026 |
| Exterior Size / L x W x H (cm) | 33.2 x 28.0 x 12.0 | 42.0 x 33.0 x 16.6 | 42.8 x 28.3 x 27.5 |
| Interior Size / L x W x H (cm) | 30.0 x 22.0 x 10.1 | 38 x 26.7 x 15.7 | 40.5 x 23.1 x 26.0 |
| Net Weight (kgs) | 1.6 | 2.3 | 2.9 |
| Air Pressure Regulator | Manual | Auto | Manual |
| Carry-on to fly | ☉ | ☉ | ☉ |
| Haulage Handle | - | - | - |
| Wheel | - | - | - |
| Protective Foam | 3 pre-cut + 1 egg-crate | | 5 pre-cut + 1 Flat |
| Protection classification | ASTM / IP67 | | |

| CROXS case |  |  |  |
|--------------------------------|---|--|---|
| Item | CX4316 | CX4818 | CX5219 [RTG / STG / GTG] |
| Exterior Size / L x W x H (cm) | 47.0 x 35.5 x 16.8 | 51.5 x 41.5 x 20.0 | 57.0 x 35.5 x 22.5 |
| Interior Size / L x W x H (cm) | 43.2 x 30.0 x 16.0 | 48.5 x 35.5 x 18.0 | 52.1 x 29.1 x 19.2 |
| Net Weight (kgs) | 2.6 | 4.3 | 5.4 |
| Air Pressure Regulator | Auto | Manual | Auto |
| Carry-on to fly | ☉ | ☉ | ☉ |
| Haulage Handle | - | - | ☉ |
| Wheel | - | - | ☉ |
| Protective Foam | | 3 pre-cut + 1 egg-crate | |
| Protection classification | | ASTM / IP67 | |

| CROXS case |  |  |
|--------------------------------|---|--|
| Item | CX5632 | CX7326 |
| Exterior Size / L x W x H (cm) | 63.2x 50.1 x 35.5 | 80.2 x 52.1 x 30.1 |
| Interior Size / L x W x H (cm) | 56.5x 43.8 x 32.3 | 73.6 x 45.7 x 26.9 |
| Net Weight (kgs) | 8.2 | 9.3 |
| Air Pressure Regulator | Auto | Auto |
| Carry-on to fly | - | - |
| Haulage Handle | ☉ | ☉ |
| Wheel | ☉ | ☉ |
| Protective Foam | 5 pre-cut + 1 egg-crate | 3 pre-cut + 1 egg-crate |
| Protection classification | | ASTM / IP67 |



CABLE CROSSOVER

The cable crossover is built to protect cables from moisture, oils, solvents, and frame as a shield for impact resistance and load bearing. Kupo have diverse cable crossovers which are made of high density press-molded rubber, backed with sturdy visible yellow lid. Each has dog bone connectors to get connected to create any desired length. Easy to operate and protect the cable through the doorway and eliminate the damage. Operation temperature is -40 C° to 49 C° degree and the load bearing capacity is 2,000 kg. Ideal for indoor and outdoor use, such as concerts, stages, hotels, shopping mall, sports events, school, parking lots, warehouse, construction places and the likes.



Slip-free and sturdy rubber base, grooved for accommodating cables, provides superior wire protection



Yellow hinged PVC lid features high visibility as a sign for urging the caution



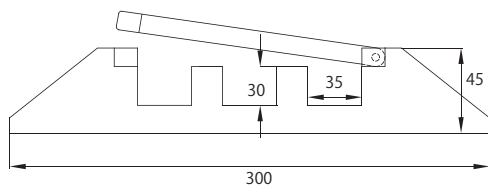
Clear warning sign on the cover indicates a potentially hazard condition



Dog bone connector, featuring male and female end, makes multiple cable crossover in a row

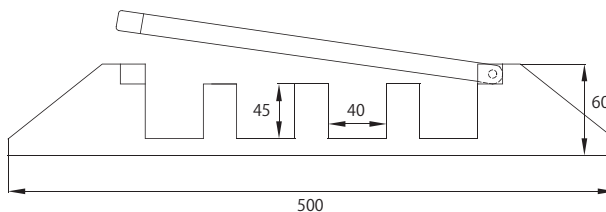


KCG-330



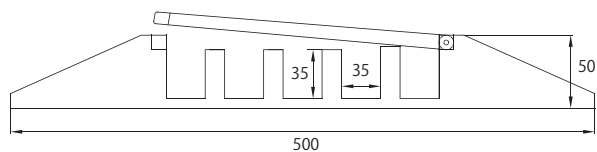
| 3 CABLE DUCTS | | |
|----------------------|---------------------|------------|
| Insulated: YES | Height: 45mm | 9kg |
| Length: 1000mm | Ducts Height: 30mm | |
| Width: 300mm | Max. Load: 2,000Kgs | |

KCG-445



| 4 CABLE DUCTS | | |
|----------------------|---------------------|-------------|
| Insulated: YES | Height: 60mm | 14kg |
| Length: 900mm | Ducts Height: 45mm | |
| Width: 500mm | Max. Load: 2,000Kgs | |

KCG-535



| 5 CABLE DUCTS | | |
|----------------------|---------------------|---------------|
| Insulated: YES | Height: 50mm | 12.5kg |
| Length: 900mm | Ducts Height: 34mm | |
| Width: 500mm | Max. Load: 2,000Kgs | |



Solid nylon rod fixed to support the hinge

K-LOK 400A Single Pole Connector

Kupo manufactures the highest quality single pole connectors available. Kupo cam-type connector has a superior non-conductive retaining screw that passed through the entire contact for superior durability. These single pole connectors have been designed with ease of assembly and disassembly in mind, no special tools are required. K-LOK series connectors mate with compatible CAM products.

Technical Information

| | | | |
|-----------------|-------------------------|------------------------|--|
| Voltage Rating | 600V Maximum | Contact Material | Brass |
| Amperage Rating | 400A Maximum | Terminal Accommodation | #6, #4, #2, 2/0, 4/0 (Longer set screw required for #6 & #4) |
| Base Compound | Santoprene 105 °C rated | Retaining Pin Material | POM |



YOUTUBE
K-LOK 400A SINGLE
POLE CONNECTOR



Wide range cable access form 0.33" to 1"



Double set screw terminations



To fit smaller sizes of cable, the brass contact can be made with two smaller dimensions of cable-accessing hole upon request as following :

1. Dia. 16.90mm (Large hole; standard K-LOK)
2. Dia. 14.60mm (Medium hole; upon request)
3. Dia. 10.40mm (Small hole; upon request)



KL-400-BS Retaining Pin
 Retaining pin for 400A K-LOK

LINE MALE



LINE FEMALE



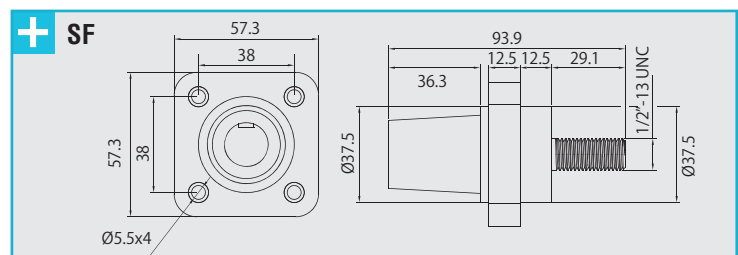
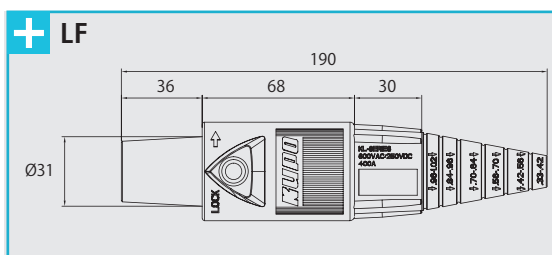
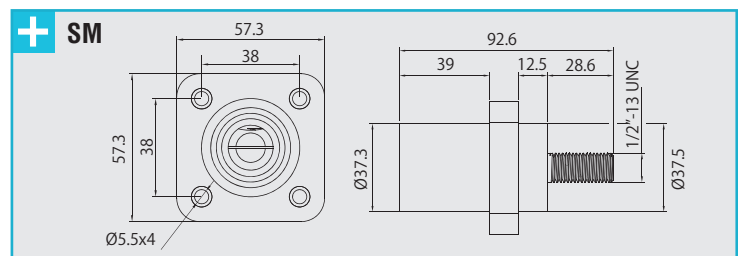
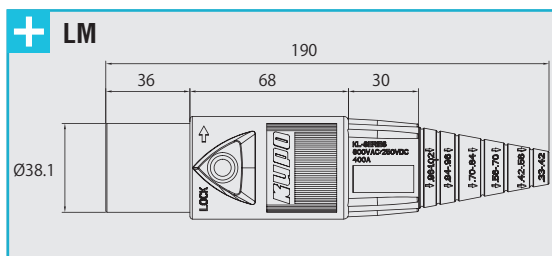
RECEPTACLE MALE (THREAD STUD TYPE)



RECEPTACLE FEMALE (THREAD STUD TYPE)



DRAWINGS



RECEPTACLE MALE (DOUBLE SET SCREW TYPE)



KL-400SSMBK

KL-400SSMR

KL-400SSMB

KL-400SSMW

KL-400SSMG

RECEPTACLE FEMALE (DOUBLE SET SCREW TYPE)



KL-400SSFBK

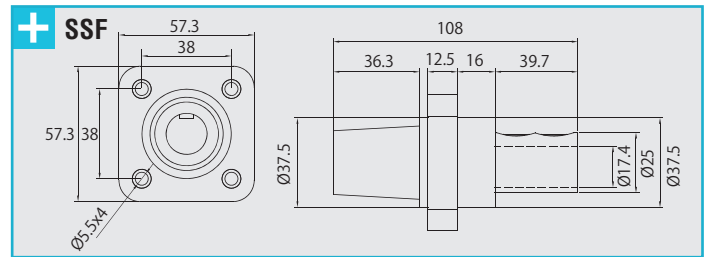
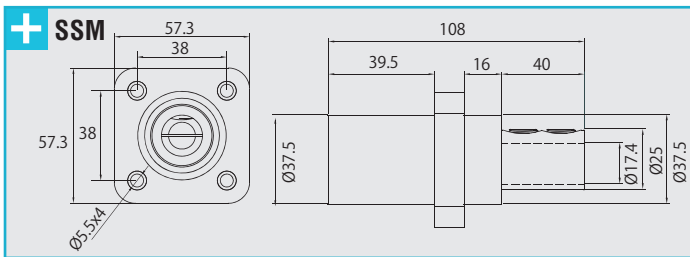
KL-400SSFR

KL-400SSFB

KL-400SSFW

KL-400SSFG

DRAWINGS



K-LOK Dust Cover

Weatherproof snap back protective cover to fit all compatible brands of 400A cam type receptacles. Standard frame dimension allows retrofit existing application easily. The gasket offers a NEMA 3R rated environmental seal that provides a protection against falling rain, dust or frost, and also provides a safe way to cover exposed metal, while keeping the weather out when the receptacle is not use. Kupo Dust Cover is made from a high impact resistant, flame retardant ABS material and corrosion resistant stainless steel hardware. Five colors available for phase identification.

FOR 400A

KL-DCT



FOR 400A



KL-DCBK

KL-DCR

KL-DCB



KL-DCW

KL-DCG

KL-DCBN

KL-DCGY

FOR 150A



KL-DCBK2

KL-DCR2

KL-DCB2

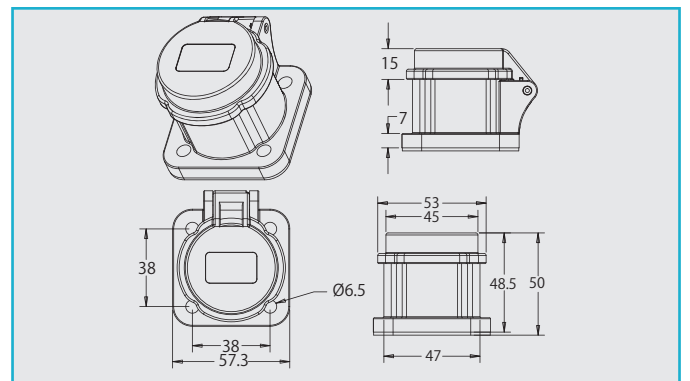


KL-DCW2

KL-DCG2

KL-DCBN2

KL-DCGY2



Clear Dust Cover (KL-DCT) is made of polycarbonate, a tough and durable plastic. It is totally transparent and features see-through visual identification. Assembled with stainless steel hardware but no gasket is supplied.



400A Single Pole Distribution Block

Power distribution box for 400A single pole connector. Equipped with sturdy PA plastic box, this distro block is durable with most portability. It comes with 1-Male 400A and 6-Female 400A panel mount connector. Dust cover is outfitted on all inlet and outlet offering greatest protection. Available with 7 colors of 400A connectors.



YOUTUBE
KUPO PORTABLE POWER
DISTRIBUTION BOXES



PDB-P16400BK



PDB-P16400R



PDB-P16400B



PDB-P16400BN



PDB-P16400W



PDB-P16400G



PDB-P16400GY

400A Single Pole Tapping T connector

Inline adaptor in form of Male -Female-Female. Consist of Santoprene insulation sleeve and brass contact. Rated for max. 400Amp / 600Volts. Compatible with major brands of cam type connectors. Available with blue, red, black, white and green.



KL-400MFFBK



KL-400MFFR



KL-400MFFB



KL-400MFFW



KL-400MFFG

400A Single Pole Molded Three-Fer

Inline adaptor in form of Male-Female-Female-Female. Three female output connectors molded with 3 feet 4/O cable to one male input connector. Rated for max. 400Amp / 600Volts. Compatible with major brands of cam type connectors. Available with blue, red, black, white and green.



KL-400MM3FBK



KL-400MM3FR



KL-400MM3FB



KL-400MM3FW



KL-400MM3FG

K-LOK 150A Single Pole Connector (Mini-Cam)

Mini-Cam is a series of 150 Amp light duty single pole connector in addition to heavy duty 400 Amp ones. Like its heavy duty family members, Mini-Cam is also constructed of Santoprene, possessing a superior performance in insulation. With enhanced features on safety designs and wider range of cable accommodation, Mini-Cam is the ideal and reliable connector for your own job.

Technical Information

| | | | |
|-----------------|-------------------------|------------------------|----------------|
| Voltage Rating | 600V Maximum | Contact Material | Brass |
| Amperage Rating | 150A Maximum | Terminal Accommodation | #8, #6, #4, #2 |
| Base Compound | Santoprene 105 °C rated | Retaining Pin Material | POM |

Features

1. Cable accommodation from #8 AWG to #2 AWG (for cable outside diameter up to 13.60mm).
2. POM (Polyformaldehyde) ring is two times longer than others for fully encompassing the brass contact for excellent insulation.
3. Housing with large ribs for comfort gripping; prolonged body helps user to hold it firmly.
4. Two additional longer set screws are supplied for maximum flexibility when smaller cable is used.
5. Compatible with other brands of 150A cam-type connector.
6. UL/CUL Certified



Double set screws for cable firmly sit in the position; additional longer set screws are supplied for mating smaller cable.



Boot made of UV-resistant Santoprene, providing excellent protection. Safer and durable.

Cable cut-off identification clearly engraved on the boot.



The tension hole at rear side of split contact retains the contact from over pressed, so as to prevent the loose mating after several time of uses.



KL-150-BS Retaining Pin
Retaining pin for 150A K-LOK

LINE MALE



KL-150LMBK KL-150LMR KL-150LMB KL-150LMW KL-150LMG KL-150LMBN KL-150LMGY

LINE FEMALE



KL-150LFBK KL-150LFR KL-150LFB KL-150LFW KL-150LFG KL-150LFBN KL-150LFGY

RECEPTACLE MALE (THREAD STUD TYPE)



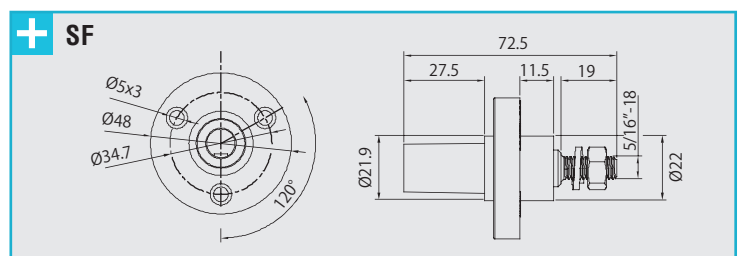
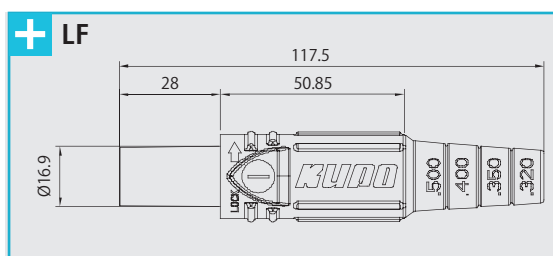
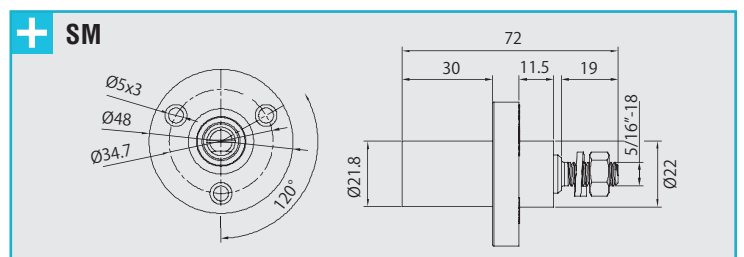
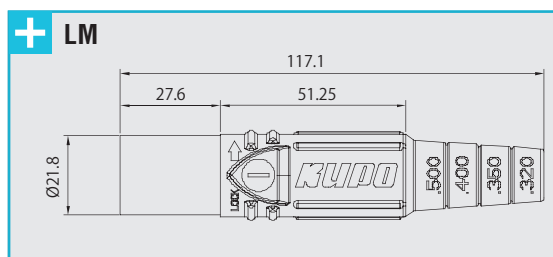
KL-150SMBK KL-150SMR KL-150SMB KL-150SMW KL-150SMG KL-150SMBN KL-150SMGY

RECEPTACLE FEMALE (THREAD STUD TYPE)



KL-150SFBK KL-150SFR KL-150SFB KL-150SFW KL-150SFG KL-150SFBN KL-150SFGY

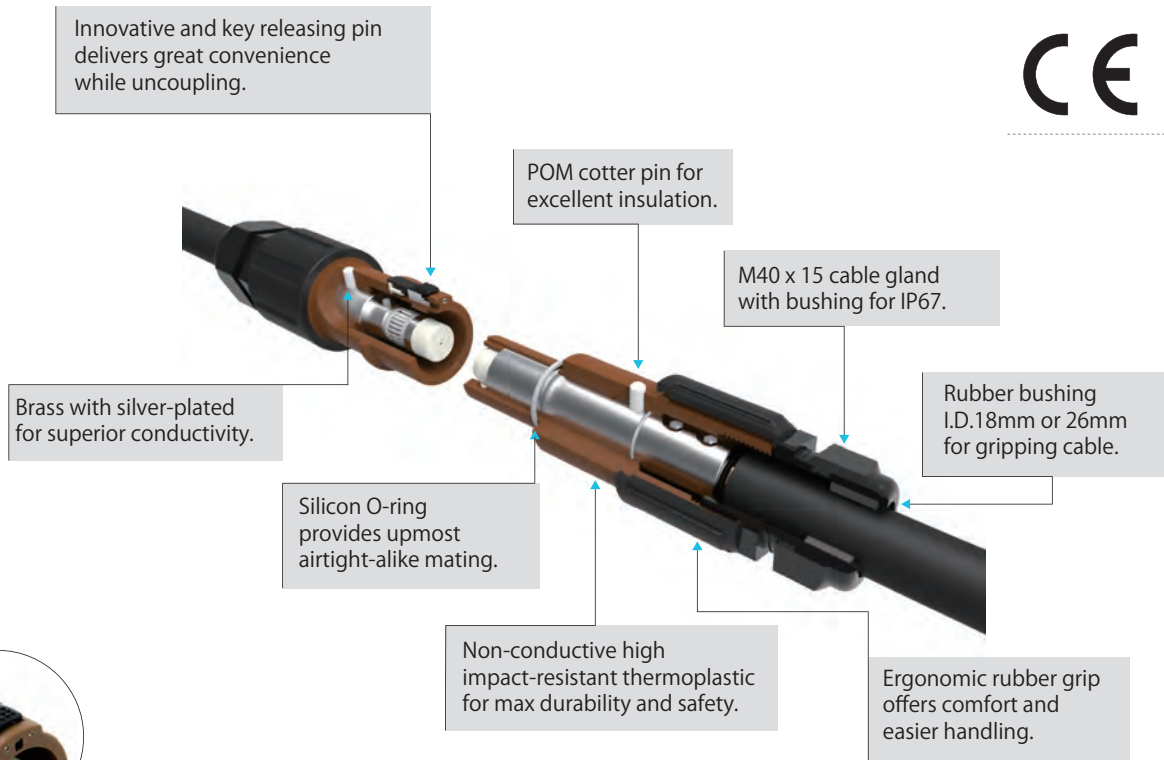
DRAWINGS



[POWERFIT 400AMP CONNECTORS]

PowerFit connectors are well fabricated and compatible with major brands of single-pole power connector. The invented patent key releasing pin, particularly embedded on each line source and panel source, delivers great safety and convenience without additional tool while uncoupling.

PowerFit is made in high standards. Full series employ high impact and temperature resistance thermoplastic, with flame retardant compound. Ergonomic rubber hand grip on each line connector provides the great comfort to the utility. The M40 cable gland comes standard and while connectors mated, it becomes IP67 rated. Unsurpassed pushing button design makes the handling of coupling and uncoupling easier. Respective phase and line information is clearly marked on the connectors for easy identification. The contact is made of brass with silver plated, providing excellent conductivity. Cotter pin is made of POM featuring great insulation, high stiffness, low friction and absorbent.



Innovative push-to-release design makes the uncoupling handy without additional tool. This can be dismantled through small slotted screwdriver if needed.



YOUTUBE
POWERFIT 400A SINGLE
POWER CONNECTOR

TECHNICAL INFORMATION

- Current Rating: 400A continuous with 120mmsq cable.
- Withstanding Voltage: 1000Vac.
- Test Voltage: 4500Vac.
- Short Circuit Rating: Up to 35.5kA.
- Insulation Resistance: >5000 M Ohms at 500Vac.
- Contact Resistance: 0.1m Ohms.
- IP rating while mated: IP67.
- Contact Material: Brass with silver plated.
- Housing Material: High Impact Resistant Thermoplastic.
- Cotter Pin Material: POM.
- Working Temperature: 45 to 85 Degree C
- Contact Type: Set Screw.
- Set Screw Torque on Brass Contact: 10.5 N/meter (minimum required).
- Mating Cycle: 500 / - Flammability: UL94-V0.
- CE and RoHS compliant.



M40 cable gland comes with two rubber sleeves (I.D. 18mm and 26mm) for the greatest flexibility with fitting the cable.



Comfort handling with superior & ergonomic rubber grip.



R120 reduction sleeve made of brass with silver plated for accommodating up to dia. 16.50mm wire.



Shorter cotter pin for line source; longer one for line drain. For safety, never reuse cotter pin.

IN-LINE TYPE

General Information:

- Ergonomic hand grip assists easier handling.
- Color coded and mechanically keyed to prevent mating errors.
- Contacts fitted with a plastic end cap to prevent accidental touching of live parts.
- IP 2X finger protection against electric shock.
- M40 cable gland is supplied with two rubber bushings, 18mm (I.D.) and 26mm (I.D.), for gripping cables up to 19-28mm diameter.
- R120 Reduction Sleeve, 16.50mm (I.D.) x 32mm(L), is included as standard for cable diameter 120mmsq; other size of sleeve is available upon request.

LINE SOURCE

- With a male contact, mating with Line Drain or Panel Drain.
- Innovative patent key-release pin for easy uncoupling without additional tool.
- Shorter POM cotter pin is equipped.



LINE 1

PFLS-1BN-S120M40A



LINE 2

PFLS-2BK-S120M40A



LINE 3

PFLS-3GY-S120M40A



NEUTRAL

PFLS-NBL-S120M40A



EARTH

PFLS-EGN-S120M40A



LINE 1

PFLS-1R-S120M40A



LINE 2

PFLS-2W-S120M40A



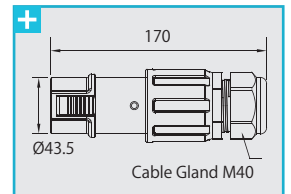
LINE 3

PFLS-3BL-S120M40A



NEUTRAL

PFLS-NBK-S120M40A



LINE DRAIN

- With a female contact, mating with Line Source or Panel Source.
- Secondary spring pin engages with a slot of source connector to prevent the connector from being uncoupled.
- Longer POM cotter pin is equipped.



LINE 1

PFLD-1BN-S120M40A



LINE 2

PFLD-2BK-S120M40A



LINE 3

PFLD-3GY-S120M40A



NEUTRAL

PFLD-NBL-S120M40A



EARTH

PFLD-EGN-S120M40A



LINE 1

PFLD-1R-S120M40A



LINE 2

PFLD-2W-S120M40A



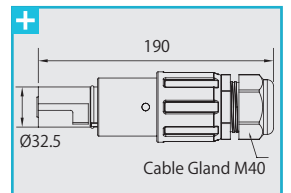
LINE 3

PFLD-3BL-S120M40A



NEUTRAL

PFLD-NBK-S120M40A



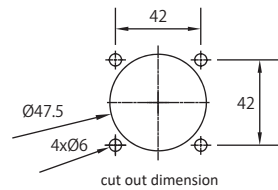
| PF | Type | Key Position | Color | Contact Type | Cable Gland |
|------------------|-----------------|--------------|----------------------|--------------------------|----------------|
| | LD = Line Drain | E = Earth | GN = Green | S120 = Set Screw 120mmsq | M40A = 19-28mm |
| LS = Line Source | N = Neutral | BL = Blue | C240 = 240mmsq Crimp | M40B = 22-32mm | |
| | 1 = Line 1 | BN = Brown | | | |
| | 2 = Line 2 | BK = Black | | | |
| | 3 = Line 3 | GY = Grey | | | |
| | | R = Red | | | |
| | | Y = Yellow | | | |
| | | W = White | | | |

⚠ Never reuse cotter pin; reusing cotter pin might expose the operation to electrical danger ⚠

PANEL TYPE

General Information:

- With a male contact, mates with Line Drain.
- Supplied with M12 threaded post with brass nut and spring washer for cable attachment.
- Color coded and mechanically keyed to prevent mating errors.
- Contacts fitted with a plastic end cap to prevent accidental touching of live parts.
- IP 2X finger protection against electric shock.
- 4 x dia. 5.5mm fixing holes on the flange.



PANEL SOURCE

- With a male contact, mating with Line Drain .
- Innovative patent key-release pin for easy uncoupling without additional tool.



LINE 1 PFPS-1BN



LINE 2 PFPS-2BK



LINE 3 PFPS-3GY



NEUTRAL PFPS-NBL



EARTH PFPS-EGN



LINE 1 PFPS-1R



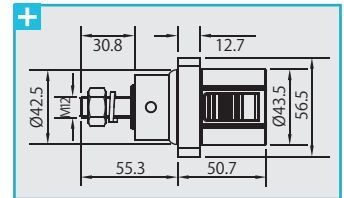
LINE 2 PFPS-2W



LINE 3 PFPS-3BL



NEUTRAL PFPS-NBK



PANEL DRAIN

- With a female contact, mating with Line Source.
- Secondary spring pin engages with a slot of source connector to prevent the connector from being uncoupled.



LINE 1 PFPD-1BN



LINE 2 PFPD-2BK



LINE 3 PFPD-3GY



NEUTRAL PFPD-NBL



EARTH PFPD-EGN



LINE 1 PFPD-1R



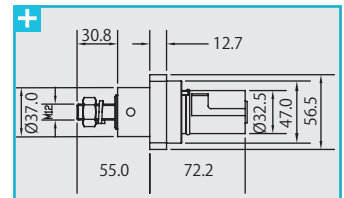
LINE 2 PFPD-2W



LINE 3 PFPD-3BL



NEUTRAL PFPD-NBK



| PF | Type | Key Position | Color | Contact Type |
|----|-------------------|------------------|------------|--------------|
| | | PD = Panel Drain | E = Earth | GN = Green |
| | PS = Panel Source | N = Neutral | BL = Blue | |
| | | 1 = Line 1 | BN = Brown | |
| | | 2 = Line 2 | BK = Black | |
| | | 3 = Line 3 | GY = Grey | |
| | | | R = Red | |
| | | | Y = Yellow | |
| | | | W = White | |

▲ Never reuse cotter pin; reusing cotter pin might expose the operation to electrical danger ▲

Turn-lok, Nema Locking Connector

TURN-LOK connectors are the choice for quality electrical demand. UL and cUL listed, and also made to comply with NEMA 20A and 30A configuration. It is constructed of sturdy Nylon, PBT (thermoplastic) and premium grade of copper alloy, ensuring the durability and reliability for power connection. Turn-Lok is available in both receptacles and plugs for voltage AC125/250V, and covering up the needs for single and three phase applications.

Specification

1. Material: Nylon and PBT (thermoplastic) for line male and female; PBT only for socket receptacle.
2. Terminals: 1.8mm Copper alloy for 30A line male/female, 1.6mm copper alloy for 20A line male / female, 1.2mm copper alloy for receptacle.
3. Terminal screw: #10 screws bronze.
4. Wire accommodation: AWG #12 wire (for 20A connectors) / AWG #10 wire (for 30A connectors).



Features

1. Ribbed main body for firm and secure gripping.
2. Constructed of PBT (thermoplastic) and Nylon for greater impact-resistance and insulation.
3. Screw-type cord grip for maximum tightening force.

ATL-520LP Locking Plug

Pin: 3 / AMP: 20 / Voltage: 125
NEMA: L5-20P



ATL-620LP Locking Plug

Pin: 3 / AMP: 20 / Voltage: 250
NEMA: L6-20P



ATL-530LP Locking Plug

Pin: 3 / AMP: 30 / Voltage: 125
NEMA: L5-30P



ATL-630LP Locking Plug

Pin: 3 / AMP: 30 / Voltage: 250
NEMA: L6-30P



ATL-1420LP Locking Plug

Pin: 4 / AMP: 20 / Voltage: 125 / 250
NEMA: L14-20P



ATL-1430LP Locking Plug

Pin: 4 / AMP: 30 / Voltage: 125 / 250
NEMA: L14-30P



ATL-1520LP Locking Plug

Pin: 4 / AMP: 20 / Voltage: 250
NEMA: L15-20P



ATL-1530LP Locking Plug

Pin: 4 / AMP: 30 / Voltage: 250
NEMA: L15-30P



ATL-1620LP Locking Plug

Pin: 4 / AMP: 20 / Voltage: 480
NEMA: L16-20P



ATL-620P Inline Plug

Pin: 3 / AMP: 20 / Voltage: 250
NEMA: 6-20P



ATL-515P Inline Plug

Pin: 3 / AMP: 15 / Voltage: 125
NEMA: 5-15P



ATL-520P Inline Plug

Pin: 3 / AMP: 20 / Voltage: 125
NEMA: 5-20P



ATL-615P Inline Plug

Pin: 3 / AMP: 15 / Voltage: 250
NEMA: 6-15P



ATL-520C Locking Cord Connector

Pin: 3 / AMP: 20 / Voltage: 125
NEMA: L5-20C



ATL-620C Locking Cord Connector

Pin: 3 / AMP: 20 / Voltage: 250
NEMA: L6-20C



ATL-530C Locking Cord Connector

Pin: 3 / AMP: 30 / Voltage: 125
NEMA: L5-30C



ATL-630C Locking Cord Connector

Pin: 3 / AMP: 30 / Voltage: 250
NEMA: L6-30C



ATL-1420C Locking Cord Connector

Pin: 4 / AMP: 20 / Voltage: 125 / 250
NEMA: L14-20C



ATL-1430C Locking Cord Connector

Pin: 4 / AMP: 30 / Voltage: 125 / 250
NEMA: L14-30P



ATL-1520C Locking Cord Connector

Pin: 4 / AMP: 20 / Voltage: 250
NEMA: L15-20P



ATL-1530C Locking Cord Connector

Pin: 4 / AMP: 30 / Voltage: 250
NEMA: L15-30P



ATL-1620C Locking Cord Connector

Pin: 4 / AMP: 20 / Voltage: 480
NEMA: L16-20P



ATL-515CF Inline Connector

Pin: 3 / AMP: 15 / Voltage: 125
NEMA: 5-15C



ATL-520CF Inline Connector

Pin: 3 / AMP: 20 / Voltage: 125
NEMA: 5-20C



ATL-615CF Inline Connector

Pin: 3 / AMP: 15 / Voltage: 250
NEMA: 6-15C



ATL-620CF Inline Connector

Pin: 3 / AMP: 20 / Voltage: 250
NEMA: 6-20C



ATL-1420FI

Locking Flange Inlet

Pin: 4 / AMP: 20 / Voltage: 125 / 250
NEMA: L14-20



ATL-1520FI

Locking Flange Inlet

Pin: 4 / AMP: 20 / Voltage: 250
NEMA: L15-20



ATL-1620FI

Locking Flange Inlet

Pin: 4 / AMP: 20 / Voltage: 480
NEMA: L16-20



ATL-1530FI

Locking Flange Inlet

Pin: 4 / AMP: 30 / Voltage: 250
NEMA: L15-30



ATL-1420FO

Locking Flange Outlet

Pin: 4 / AMP: 20 / Voltage: 125 / 250
NEMA: L14-20



ATL-1520FO

Locking Flange Outlet

Pin: 4 / AMP: 20 / Voltage: 250
NEMA: L15-20



ATL-1620FO

Locking Flange Outlet

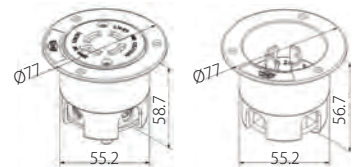
Pin: 4 / AMP: 20 / Voltage: 480
NEMA: L16-20



ATL-1530FO

Locking Flange Outlet

Pin: 4 / AMP: 30 / Voltage: 250
NEMA: L15-30



ATL-520R

Locking Receptacle

Pin: 3 / AMP: 20 / Voltage: 125
NEMA: L5-20R



ATL-620R

Locking Receptacle

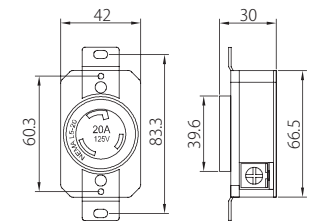
Pin: 3 / AMP: 20 / Voltage: 250
NEMA: L6-20R



ATL-530R

Locking Receptacle

Pin: 3 / AMP: 20 / Voltage: 125
NEMA: L5-30R



ATL-630R

Locking Receptacle

Pin: 3 / AMP: 30 / Voltage: 250
NEMA: L6-30R



ATL1420R

Locking Receptacle

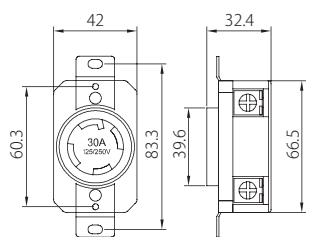
Pin: 4 / AMP: 20 / Voltage: 125/250
NEMA: L14-20R



ATL-1430R

Locking Receptacle

Pin: 4 / AMP: 30 / Voltage: 125/250
NEMA: L14-30R



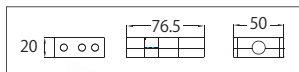
TSP-20LF

TSP-20LM

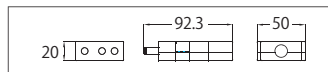
TSP-20LMC



TSP-20LFC



TSP-20LF FEMALE INLINE

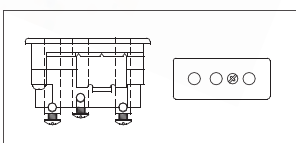


TSP-20LM MALE INLINE

STAGE PIN CONNECTOR

(20 AMP INLINE PLUGS AND CONNECTORS)

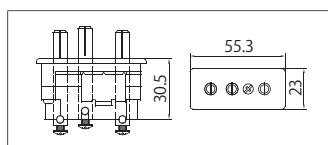
- Compatible with all other 20Amp Connectors.
- Connector body made of thermoplastic (material rated at 250 degree C); Free from melt and break down.
- Crimpless pressure terminal reduces the association with ring terminals; Wider wiring chamber for easier to wire.
- Brass pins and can be replace if damaged pins float in housing for easier alignment and low resistance.
- Female sleeves are spilt to make a spring that exerts pressure on the male pin over the life of the device; Even a crushed pin will make contact in female device.
- Clearly marked terminals in accordance NEC to prevent mis-wiring.
- Cable entry accepts 12/3 hard cable.



TSP-20SF FEMALE PANEL MOUNT



YOUTUBE
KUPO STAGE
PIN CONNECTORS



TSP-20SM MALE PANEL MOUNT

PANEL CUTOUT: 760 x 2.020 (Inch),
16 GAUGE, 0.60" MATERIAL



20 AMP PANEL MOUNT STAGE PIN CONNECTOR

- Both males and females with a screw-driven mounting clip provides quick and easy mounting or removal from panels of various thickness.
- Stripped conductors could be inserted through the cross-hole for pressure termination using wire shoes, which are included.
- Ring terminations are also available for panel mount devices.
- Self-grounding mounting clip eliminates need for separate ground wire.
- Precisely fit the industry standard panel cut-out.

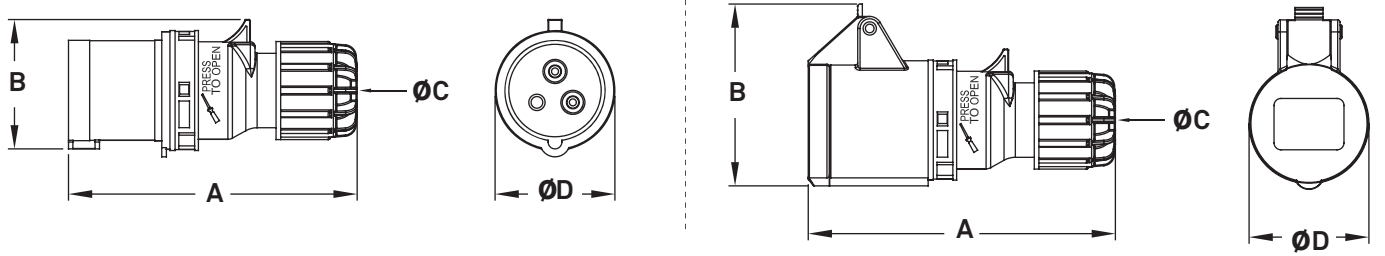
B&B stands for Blue lid and Black body, is specially designed for entertainment industry, for 250 voltage rating identification and anti-reflection with matt black finish. That makes the connectors harmonized with the background during a presentation of a production. The professional connector also has CE approval and IP 44 rating to meet the safety standard. It works stably in low and high temperature indoor or outdoor environment; and widely applied to factory, power distribution system, machinery, building site, stage equipments etc.



| Item | Amper | Poles | Key | Voltage (V) | Dimensions (mm) | | | | Cable Size (mmsq) |
|------------|-------|-------|-----|-------------|-----------------|------|----|------|-------------------|
| | | | | | A | B | C | D | |
| KHTN013 | 16 | 3 | 6h | 230 | 120 | 57 | 15 | 53.5 | 1-2.5 |
| KHTN013-4 | 16 | 3 | 4h | 110 | 120 | 57 | 15 | 53.5 | 1-2.5 |
| KHTN013-BK | 16 | 3 | 6h | 230 | 120 | 57 | 15 | 53.5 | 1-2.5 |
| KHTN023 | 32 | 3 | 6h | 230 | 150 | 80.5 | 22 | 72 | 2.5-6 |
| KHTN014 | 16 | 4 | 4h | 400 | 125 | 67.5 | 15 | 61 | 1-2.5 |
| KHTN024 | 32 | 4 | 6h | 400 | 150 | 80.5 | 17 | 72 | 2.5-6 |
| KHTN025 | 32 | 5 | 6h | 400 | 155 | 89.5 | 17 | 79.5 | 2.5-6 |
| KHTN725 | 32 | 5 | 6h | 400 | 155 | 89.5 | 22 | 79.5 | 2.5-6 |



| Item | Amper | Poles | Key | Voltage (V) | Dimensions (mm) | | | | Cable Size (mmsq) |
|------------|-------|-------|-----|-------------|-----------------|------|----|------|-------------------|
| | | | | | A | B | C | D | |
| KHTN213 | 16 | 3 | 6h | 230 | 130 | 75.6 | 15 | 52 | 1-2.5 |
| KHTN213-4 | 16 | 3 | 4h | 110 | 130 | 75.6 | 15 | 52 | 1-2.5 |
| KHTN213-BK | 16 | 3 | 6h | 230 | 130 | 75.6 | 15 | 52 | 1-2.5 |
| KHTN223 | 32 | 3 | 6h | 230 | 162 | 94 | 22 | 64.6 | 2.5-6 |
| KHTN214 | 16 | 4 | 4h | 400 | 135 | 83 | 15 | 58 | 1-2.5 |
| KHTN224 | 32 | 4 | 6h | 400 | 162 | 94 | 17 | 64.6 | 2.5-6 |
| KHTN225 | 32 | 5 | 6h | 400 | 163.5 | 100 | 17 | 71 | 2.5-6 |

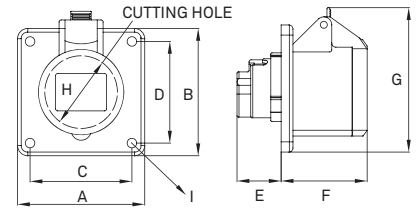



KHTN413 B&B

KHTN423

KHTN415

KHTN414



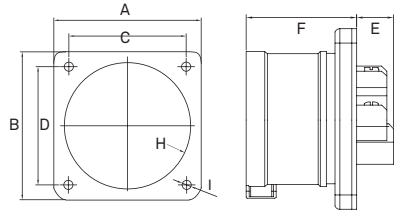

| Item | Amper | Poles | Key | Voltage (V) | Dimensions (mm) | | | | | | |
|---------|-------|-------|-----|-------------|-----------------|-----|------|----|-----|------|-----|
| | | | | | A/B | C/D | E | F | G | H | I |
| KHTN413 | 16 | 3 | 6h | 230 | 62 | 47 | 25.8 | 52 | 85 | 43 | 4.5 |
| KHTN414 | 16 | 4 | 6h | 400 | 75 | 60 | 27 | 52 | 87 | 50 | 4.5 |
| KHTN415 | 16 | 5 | 6h | 400 | 75 | 60 | 27 | 52 | 91 | 56 | 4.5 |
| KHTN423 | 32 | 3 | 6h | 230 | 75 | 60 | 26.2 | 52 | 93 | 57.5 | 4.5 |
| KHTN424 | 32 | 4 | 6h | 400 | 75 | 60 | 30 | 52 | 87 | 58 | 4.5 |
| KHTN425 | 32 | 5 | 6h | 400 | 75 | 60 | 30 | 63 | 100 | 64 | 4.5 |

KHTN613

KHTN623

KHTN624

KHTN625



| Item | Amper | Poles | Key | Voltage (V) | Dimensions (mm) | | | | | |
|---------|-------|-------|-----|-------------|-----------------|-----|------|------|----|-----|
| | | | | | A/B | C/D | E | F | H | I |
| KHTN613 | 16 | 3 | 6h | 230 | 75 | 60 | 16.5 | 45.5 | 64 | 4.5 |
| KHTN623 | 32 | 3 | 6h | 230 | 75 | 60 | 16.5 | 54.7 | 64 | 4.5 |
| KHTN624 | 32 | 4 | 6h | 400 | 75 | 60 | 16.5 | 55 | 64 | 4.5 |
| KHTN625 | 32 | 5 | 6h | 400 | 75 | 60 | 16.5 | 55 | 64 | 4.5 |

Schuko is one of industrial standard connector mostly used in Germany and part of Europe. It is widely adopted in entertainment as well. Kupo supplies variation of assembly-type schuko for the need, including stiff housing and rubber encompassed model.

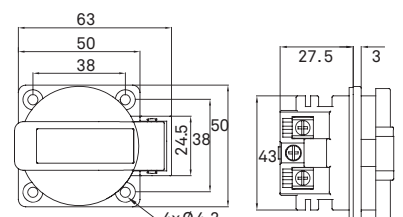
Technical Information:

1. Contact: Nickel-plated bronze; 2P+E. / 2. Protection: IP 44.
3. Shell: PA66 with flame retarded Rubber (for rubber models only).



131 Schuko Connector

1602 Schuko Connector



R212 Schuko Connector (Rubber)

R012 Schuko Connector (Rubber)

CZ03 Schuko Connector

PLASTIC POWER BOX

Kupo's plastic power distribution is constructed of PA material which offers excellent insulation, impact-resistance and flame-retarded features. With in-house bracket structure, it can be diversely attached to the truss or tube with combination of clamps. Other than rigid PA material, this box is also fabricated with quality connectors, and assembled through experienced craftsmanship, which ensures the durability and reliability.

PDB-P003-KDK

- 6 x Schuko panel female (output).
- 1 x 32A 5P three phase CEE panel male (input).
- L1->channel 1 & 2.
- L2->channel 3 & 4.
- L3->channel 5 & 6.



PDB-P004-KDK

- 6 x CEE 16A panel female (output).
- 1 x 32A 5P three phase CEE panel male (input).
- L1->channel 1 & 2.
- L2->channel 3 & 4.
- L3->channel 5 & 6.



Designed for temporary power distribution on the go, this single phase 32A (230V) power distribution box is equipped with 4 x 16A outlets for flexible utility. 32A plug to 4 x 16A MCB protected socket. Fully insulated and fabricated with robust PA box. Comes in 1.5M extension cable for easy hookup with the power source.



- Input: 1 x 32A 230V IP44 1P+N+E CEE plug on H07RN-F 3x6mmsq 1.5M lead
- Output: 4 x 16A 230V IP44 1P+N+E CEE socket
- Output Protection: 16A 1P C-Type MCB
- Box Dimensions: 504mm (L) x 137mm (W) x 112mm (H)
- Weight: 3.8kg




Each output is MCB protected.

PDB-P3201 32A Power Distribution Box

32A Power Distribution Box, 4 x 16A MCB protected socket. (32A Power Distribution Box with 1.5M lead)

Versatile Socket is fabricated by injection-molded ABS featuring impact resistance, maximum toughness and also flame-retarded. Two-way assemble housing provides the selection to fit either 2" or 48mm tube systems, which makes it an ideal power outlet for various installation applications. It is designed for 15A round pin BS546, 13A rectangular pin BS1363, 16A CEE form and 16A Schuko connectors.

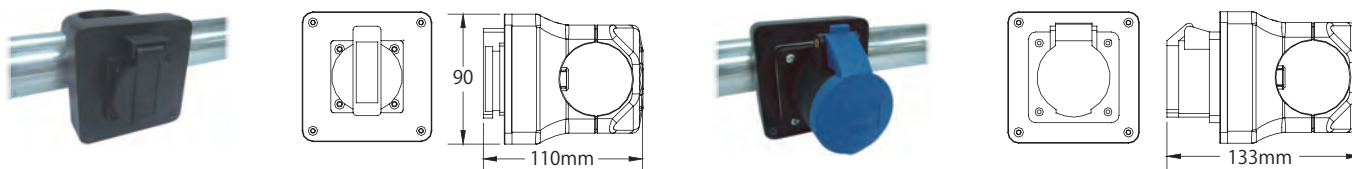
Standard Applications



VS-4851-B Versatile Socket

For 15A / BS546 & 13A / BS1363


Standard package w/ 8 fixing screws feasible for tube sizes 48mm and 2".



VS-4851-M Versatile Socket

For Schuko or CEE form 16A connector

Other Applications (Customized)



VS-4851-1 Versatile Socket

Blank Plate Only (w/o fixing base)

Y-Cord or Twofer, are cabling device used in theatrical stage lighting. It allows two stage lighting instruments to be connected to one dimming channel. Never having cumbersome for jamming two wires into a single connector. Kupo Y-Splitters are constructed with two layers. The inner core is PVC injection-molding, offering great tensile force while the outer is rubber molding cover with excellent impact-absorbency. The mold-in extension is H07RN-F rubber cables (overall length 1M) with fire retardant and oil resistant specs. It is wired in parallel or series.



YS-2.5



YS-2.5-CEE



YS-2.5/S-CEE



YS-4.0



YS-4.0-CEE



Parallel / Series sticker mark with transparent heat-shrink sleeve identify the wirings clearly.

| Part Number | Description |
|--------------|--|
| YS-2.5 | Y Splitter, 3 x 2.5mmsq rubber cable, length 1M, parallel wired |
| YS-2.5/S | Y Splitter, 3 x 2.5mmsq rubber cable, length 1M, series wired |
| YS-2.5-CEE | Y Splitter, 3 x 2.5mmsq rubber cable, length 1M, parallel wired with 16A CEE form connectors |
| YS-2.5/S-CEE | Y Splitter, 3 x 2.5mmsq rubber cable, length 1M, series wired with 16A CEE form connectors |
| YS-4.0 | Y Splitter, 3 x 4.0mmsq rubber cable, length 1M, parallel wired |
| YS-4.0-CEE | Y Splitter, 3 x 4.0mmsq rubber cable, length 1M, parallel wired with 32A CEE form connectors |

Note: Parallel is a consistent voltage in circuit, and current is shared between the two instruments. The series wired, the current through each of the lighting instruments is the same, and the voltage across the lighting instruments is the sum of the voltages across each lighting instruments.

3-Phase Y-Splitter fan-out cable set is taking three phase power and making three single phase outlets. It is fabricated with two layers. The inner core is PVC injected molding with internally wired, offering great tensile force. The outer is rubber molding cover with excellent impact-absorbency and insulation. This Y splitter is embossed with identification marks showing where each of phase is going. Molded with H07RN-F rubber cables for fire retardant and oil resistant.



YS-16331

3-Phase Y Splitter, fan-out to three single phase, length 1M.



YS-16331-CEE

3-phase Y splitter to three single phase, length 100cm, parallel wired with 16A CEE connectors.

Specification

1. Input cable: 5 x 2.5mmsq H07RN-F
2. Output cable: 3 x 2.5mmsq H07RN-F
3. Clear phase identification for each outlet cable
4. Overall length 100cm (without connector)

This is three phase fan-out Y cable set for max. 32A capacity in total. Fabricated of PVC inner layer with rubber molding outside, it has excellent performance in insulation and impact absorbency. Molded with 5 core x 4.0mmsq H07RN-F rubber cable for fire retarded and oil resistant.



YS-32323

3-phase Y splitter, fan out to two three phase, length 1M, parallel wired.



YS-32323-CEE

3-phase Y splitter, fan out to two three phase, length 1M, parallel wired with 32A CEE form connectors.

Specification

1. Max. 32A (415V) three phase Y splitter
2. Input cable: 5 x 4.0mmsq H07RN-F
3. Output cable: 5 x 4.0mmsq H07RN-F
4. Overall length 100cm (without connector)

PROFESSIONAL HB CONNECTOR

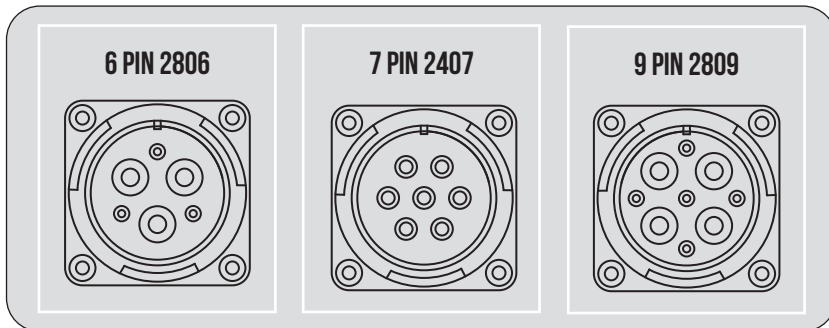
The KUPO HB connectors' range is designed to meet the needs of head to ballast connections. HB series cover the range of power from 575W to 18KW used by ARRI.



Features:

1. Compatible with Veam CIR connectors.
2. Machined aluminum bodies with ribbed coupling ring to provide easy manual coupling and uncoupling.
3. Back-shell with scratch resistant and black anodized.
4. Back-shell and cable clamps to fit different cable O.D.
5. Waterproof to IP67.
6. The grip rubber on locking ring.

CONTACTS CONFIGURATION & KEY POSITION ARRANGEMENT

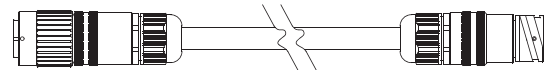


- We keep all the above models in stock for inline male and female assembly.
- WPC-2407 series are available in different key position arrangement for various lighting fixtures; WPC-2806 & WPC-2809 series are only for 6K-18K Arri lights.

CROSS REFERENCE FOR VARIOUS BRANDS

| BRAND | ARRI | CINEMILLS | STRAND | MOLE | SUNRAY | LTM | DE-SISTI |
|-------|--------|-----------|--------|--------|--------|--------|----------|
| 575W | 2407-W | 2407-Z | 2407-Z | 2407-Z | 2407-Z | - | 2407-Z |
| 1200W | 2407-W | 2407-W | 2407-W | 2407-W | 2407-W | - | 2407-W |
| 2500W | 2407-O | 2407-O | 2407-O | - | 2407-O | 2407-O | 2407-O |
| 4000W | 2407-O | | | | | | |
| 6000W | 2806 | | | | | | |
| 12KW | 2809 | | | | | | |
| 18KW | 2809 | | | | | | |

HEAD TO BALLAST CABLE









| Cat. No. | Description |
|-------------|--|
| HB-1.2K-7M | 1.5mm 7M, WPC-2407LM-W+WPC-2407LF-W (ARRI 575W /1200W) |
| HB-1.2K-15M | 1.5mm 15M, WPC-2407LM-W+WPC-2407LF-W (ARRI 575W/1200W) |
| HB-4K-7M | 2.5mm 7M, WPC-2407LM-O+WPC-2407LF-O (ARRI 2500W/4000W) |
| HB-4K-15M | 2.5mm 15M, WPC-2407LM-O+WPC-2407LF-O (ARRI 2500W/4000W) |
| HB-6K-7M | 3C x 16mm+3C x 1.5mm 7M, WPC-2806LM+WPC-2806LF (ARRI 6000W) |
| HB-6K-15M | 3C x 16mm+3C x 1.5mm 15M, WPC-2806LM+WPC-2806LF (ARRI 6000W) |
| HB-12K-7M | 4C x 16mm+5C x 1.5mm 7M, WPC-2809LM+WPC-2809LF (ARRI 12KW) |
| HB-12K-15M | 4C x 16mm+5C x 1.5mm 15M, WPC-2809LM+WPC-2809LF (ARRI 12KW) |
| HB-18K-7M | 4C x 16mm+5C x 1.5mm 7M, WPC-2809LM+WPC-2809LF (ARRI 18KW) |
| HB-18K-15M | 4C x 16mm+5C x 1.5mm 15M, WPC-2809LM+WPC-2809LF (ARRI 18KW) |

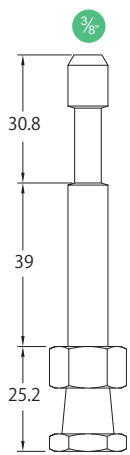
ARRI is a registered trademark of ARRI Group.

ADAPTERS DRAWINGS

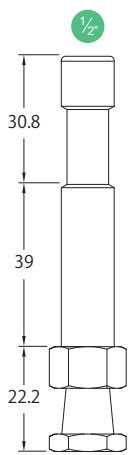


All measurements shown are millimeters unless otherwise indicated.

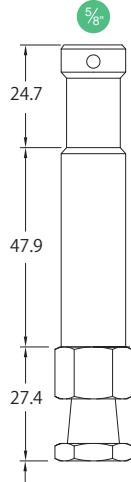
-  Indicates an external thread or stud diameter / Metric  / Imperial 
-  Indicates an internal thread or socket diameter / Metric  / Imperial 



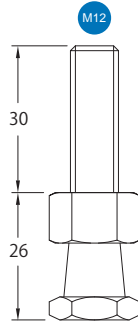
KS-001



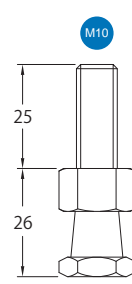
KS-002



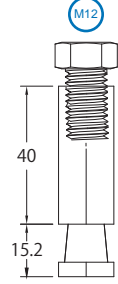
KS-003



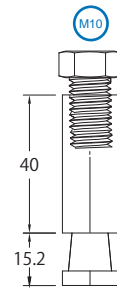
KS-004



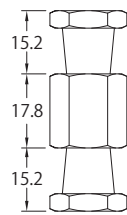
KS-005



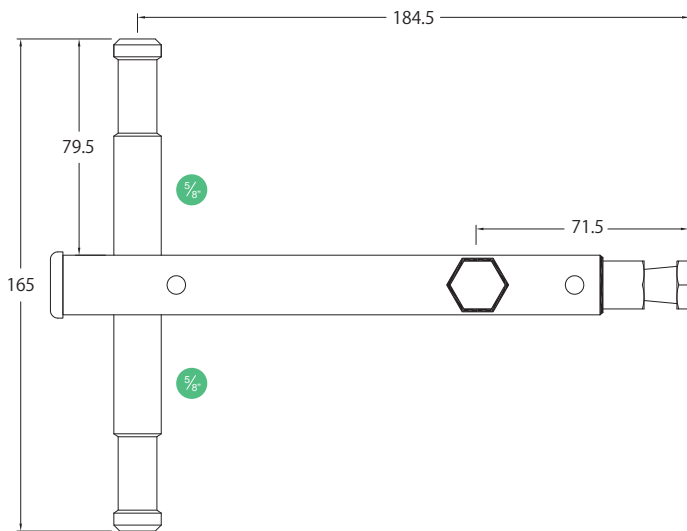
KS-006



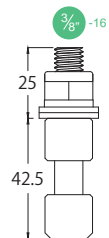
KS-007



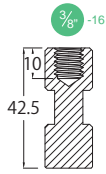
KS-008



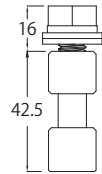
KS-010



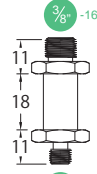
KS-013



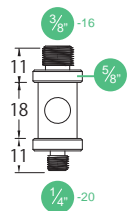
KS-013FS



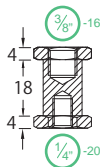
KS-013F



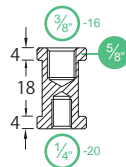
KS-014



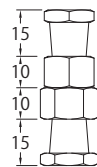
KS-014R



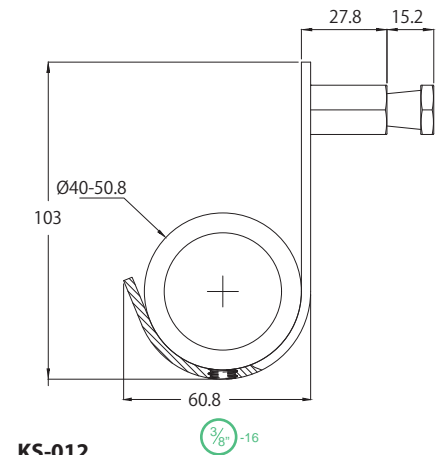
KS-015



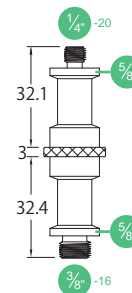
KS-015R



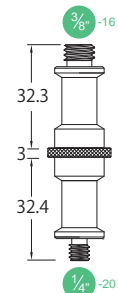
KS-016



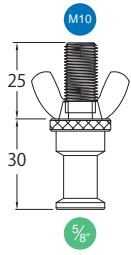
KS-012



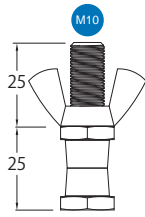
KS-017



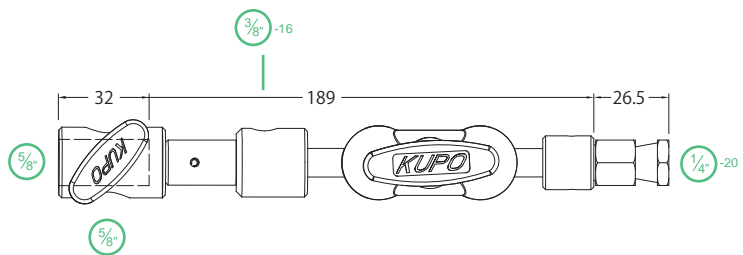
KS-017SB



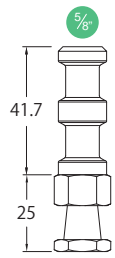
KS-018



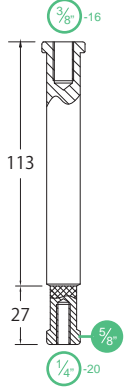
KS-018H



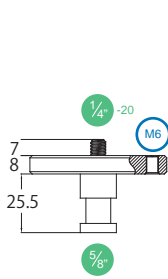
KS-019



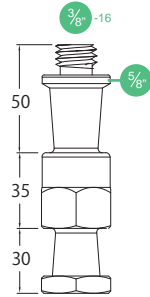
KS-020



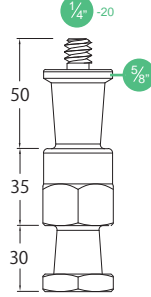
KS-022



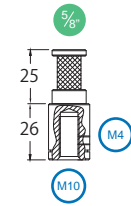
KS-024



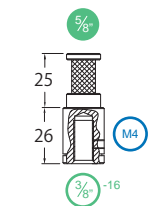
KS-025



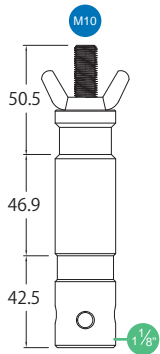
KS-026



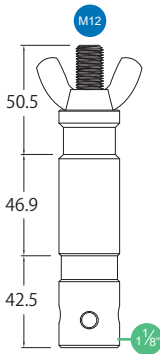
KS-027



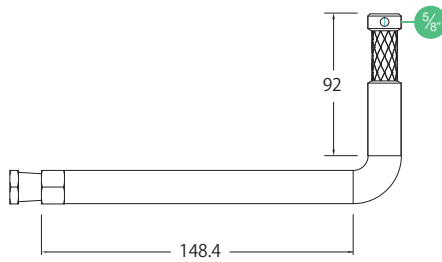
KS-037



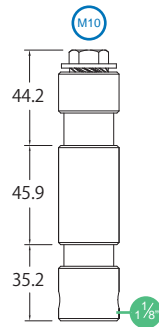
KS-030



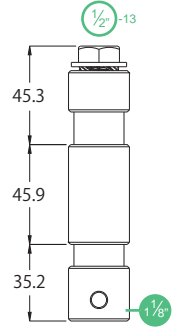
KS-032



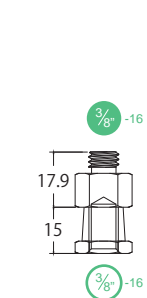
KS-031



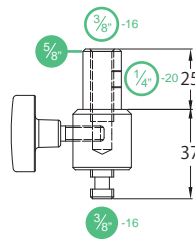
KS-034



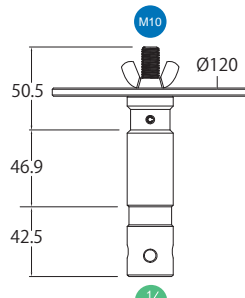
KS-034-T



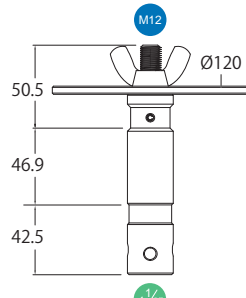
KS-038



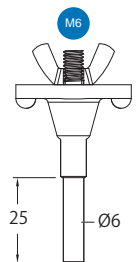
KS-038DR



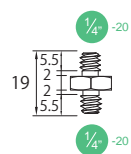
KS-040



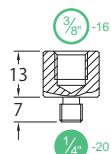
KS-042



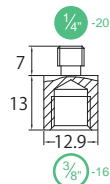
KS-050



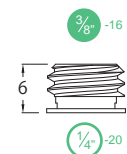
KS-051



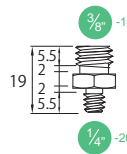
KS-052



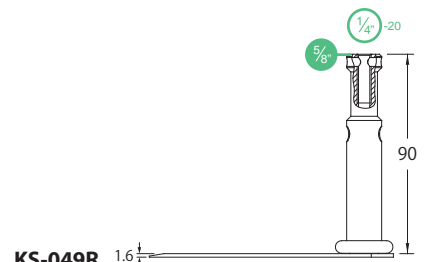
KS-052ST



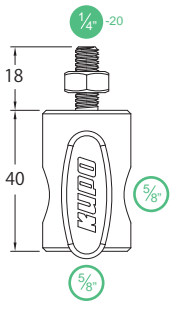
KS-053



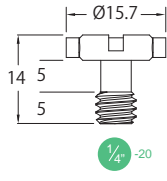
KS-054



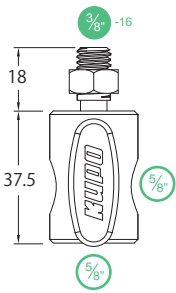
KS-049R



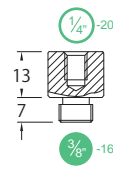
KS-060



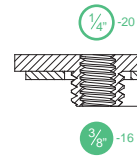
KS-061



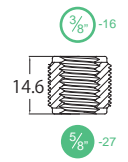
KS-062



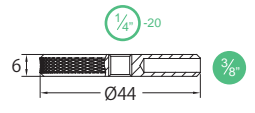
KS-063



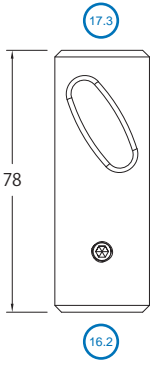
KS-064



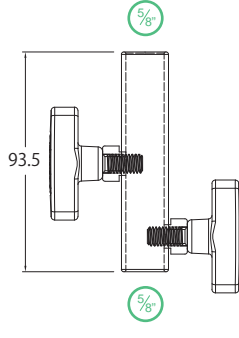
KS-067



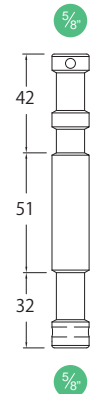
KS-068



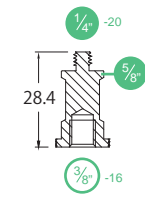
KS-070



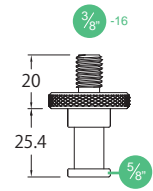
KS-071



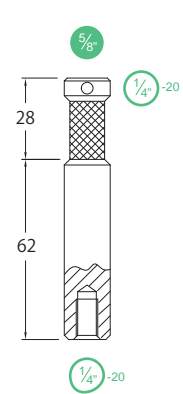
KS-074



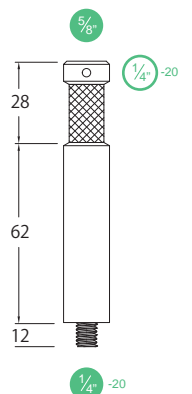
KS-073



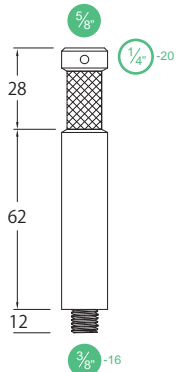
KS-075



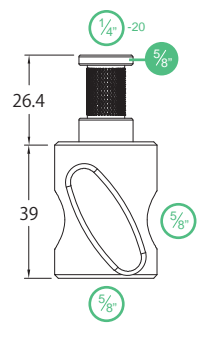
KS-076



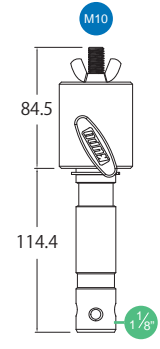
KS-077



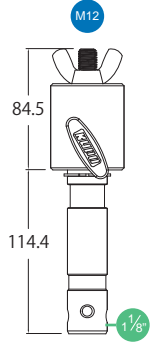
KS-078



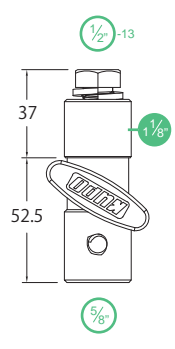
KS-079



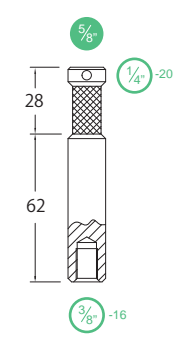
KS-080



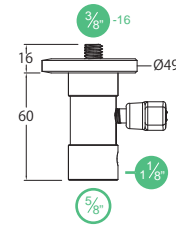
KS-082



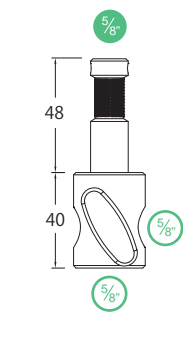
KS-090



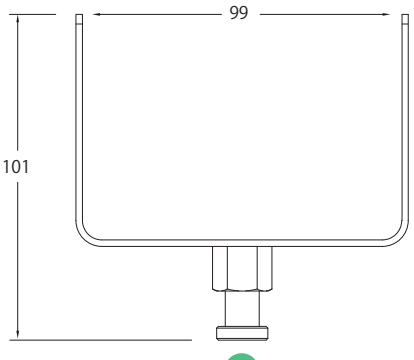
KS-096



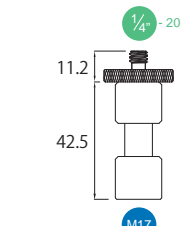
KS-097



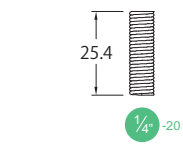
KS-098



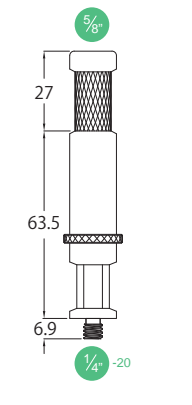
KS-099



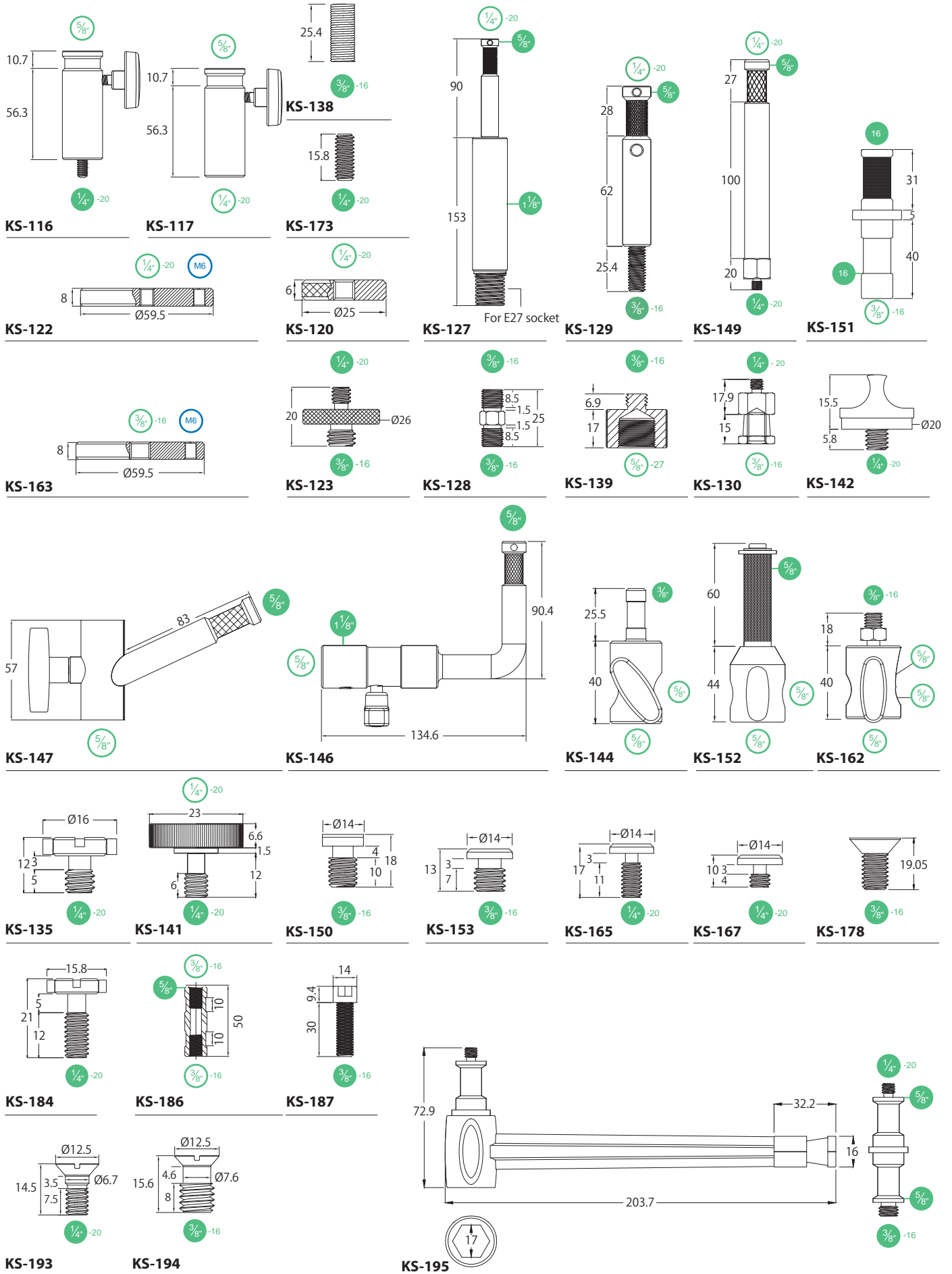
KS-113

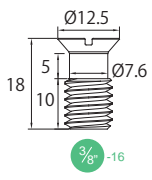


KS-114

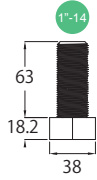


KS-115

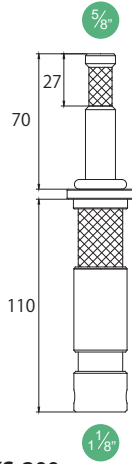




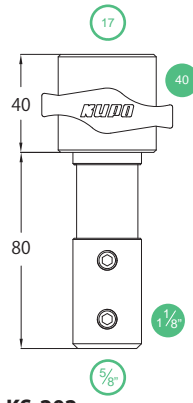
KS-196



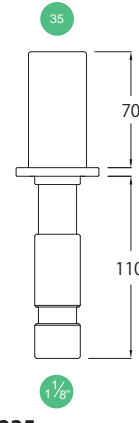
KS-198



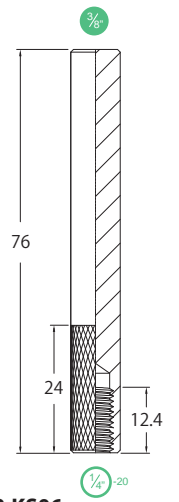
KS-200



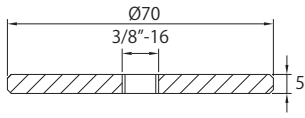
KS-202



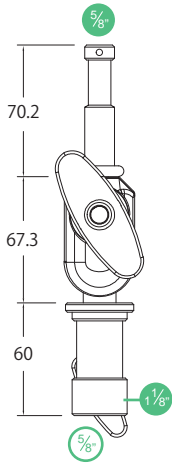
KS-235



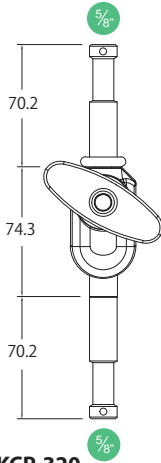
KP-KS06



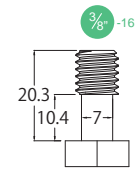
KS-206



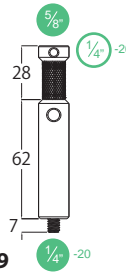
KCP-310



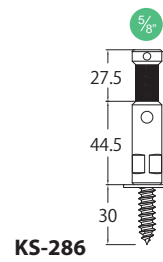
KCP-320



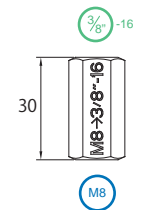
KS-208



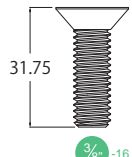
KS-239



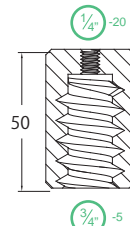
KS-286



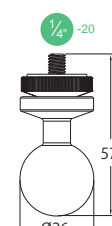
KS-287



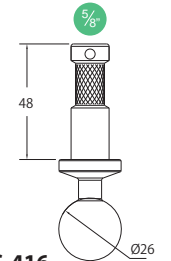
KS-293



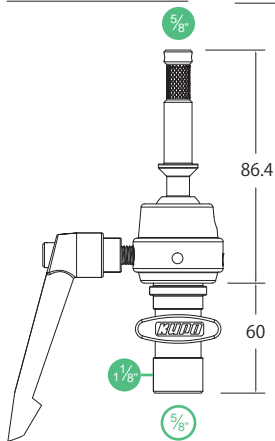
KS-345



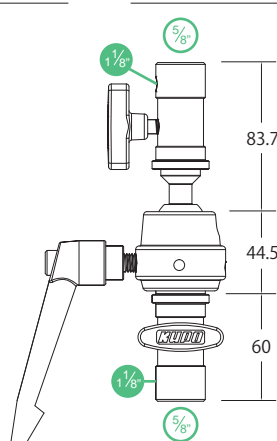
KS-404



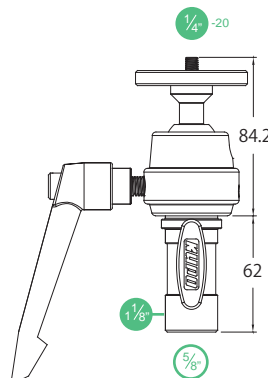
KS-416



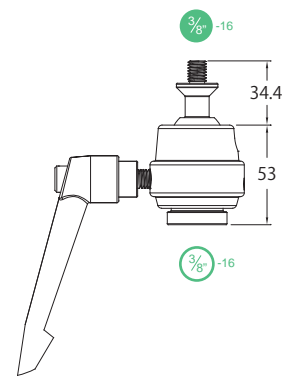
KCP-410



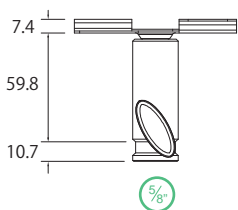
KCP-412



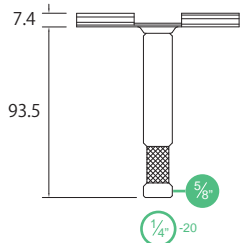
KCP-414



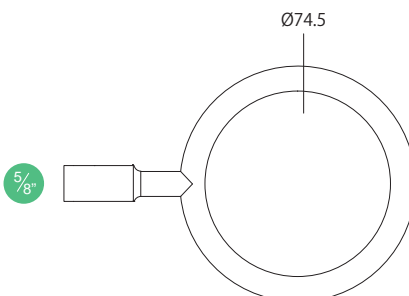
KCP-419



KD-CF16P



KD-CM16P



KD-815P



| Code | Page | Description |
|-----------------|------|--|
| 006 | 80 | 6" Baby Stand Extension |
| 012 | 80 | 12" Baby Stand Extension |
| 013 | 12 | Folding Base Mini Stand |
| 013-A | 81 | Pole For Folding Mini Stand |
| 013BS | 12 | Backlite Base W/ Female Socket And KS-017 Stud |
| 017 | 81 | Super Riser Column From: 13" To 17" |
| 018 | 80 | 18" Baby Stand Extension |
| 021R | 14 | Two-in-One Multi-Stand |
| 023 | 13 | Midi Pro Stand |
| 023AC | 13 | Midi Pro Stand W/ Air Cushion |
| 024 | 80 | 24" Baby Stand Extension |
| 025 | 80 | Telescopic Baby Stand Extension (15.8"-24") |
| 027M | 81 | Junior Stand Extension |
| 028 | 14 | Single Handed Stand |
| 029 | 245 | Handheld Gimbal & Selfie Stick |
| NEW 032 | 81 | 2-section Adjustable Pole W/ Baby Receiver |
| 033 | 12 | Low Mini Kit Stand |
| 034 | 13 | Mini Kit Stand |
| 042 | 81 | Baby Stand Extension |
| 045 | 13 | Medium Stand |
| 055 | 12 | Handy Stand |
| 070AC | 16 | 7 Feet Mini Click Stand W/ Air Cushion |
| 070AC-J | 21 | Mini Click Stand (7") W/air Cushion - Japan Type |
| 080AC | 16 | 8 Feet Mini Click Stand W/ Air Cushion |
| 080AC-J | 21 | Midi Click Stand (8") W/air Cushion - Japan Type |
| 090 | 17 | 9 Feet Mighty Snap Stand |
| 092 | 81 | 3 Section Baby Stand Extension |
| 120M | 81 | Stand Extension |
| 121 | 17 | 12 Feet Grant Snap Stand |
| 121-J | 21 | Grant Snap Stand (12") - Japan Type |
| 123B | 234 | Telescopic Pole |
| 131 | 286 | 16A / 3P / 230V (Shuko), Cable Male Connector |
| 135M | 28 | Midi-max Kit Stand |
| 135MB-J | 21 | Midi-max Kit Stand - Japan Type - Black |
| 145M | 28 | Heavy Duty Baby Stand |
| 155M | 28 | High Baby Stand |
| 160MB | 45 | 360 Spherical Camera Stand |
| 1602 | 286 | Schuko Connector |
| 161MB | 43 | Slider Stand - Black |
| 162MB | 46 | Monitor Stand II |
| 163MB | 148 | Steadicam Stand (caster No Included) |
| 163MBC | 148 | Steadicam Stand With Caster Set |
| NEW 166B | 150 | Telescopic Column With 5/8"(16mm) Baby Pin |
| NEW 168B | 153 | Heavy Duty Telescopic Mast W/ Junior Receiver |
| 169M | 20 | Master Classic Stand |
| 175M | 20 | Master Shorty Stand |
| 185M | 33 | Low Mighty Baby Stand |
| 186M | 33 | Low Mighty Baby Stand W/ Junior Stand Top |
| 193 | 20 | Medium Baby Kit Stand |
| 194 | 19 | Midi Baby Kit Stand |
| 194-J | 21 | Midi Baby Kit Stand - Japan Type - Black |
| 195 | 19 | Baby Kit Stand |
| 195-J | 21 | Baby Kit Stand W/ 17mm Female Top - Black |
| 195S | 19 | Baby Kit Stand W/ Square Legs |
| 195S-J | 21 | Baby Kit Stand-Black W/ Square Legs - Japan Type |
| 198 | 19 | Universal Stand |
| 198AC | 19 | Universal Stand W/air Cushion |
| 223K | 234 | Background Paper Set |
| 226M | 30 | Master Combo Hd Stand |
| 226MB | 30 | Master Combo Hd Stand - Black |
| 227MB | 29 | Master Combo Alu Senior |
| 228 | 29 | Master Combo Stand - Silver |
| 228MB | 29 | Master Combo Stand W/ Caster - Black |
| 229MB | 47 | High View Stand - Black |
| 300M | 27 | High Roller Stand |
| 310M | 33 | Low Mighty Stand |
| 320M | 27 | Baby Roller Stand |
| 322M | 46 | Monitor Stand |
| 330M | 27 | Senior Roller Stand |
| 340 | 23 | Roller Stand |
| 346M | 25 | Junior Boom Roller Stand |
| 350 | 22 | Runway Base Stand |
| NEW 351 | 22 | Mighty Runway Stand Base |
| 356 | 22 | Universal Floor Stand W/ 16mm Socket Adapter |
| 356-A2816 | 22 | 28mm To 16mm Reducer Adapter |
| 357 | 245 | Handheld Tripod W/ 1/4"-20 Male Thread |
| 360M | 26 | Aluminum Studio Stand |
| 370M | 25 | Junior Studio Stand |
| 380M | 26 | Steel Studio Stand |
| 382M | 25 | 2 Sct. Low Base Wind-up Stand |
| 390M | 24 | Steel Column Roller Stand |
| 470 | 37 | Followspot Stand |
| 473B | 34 | Tall Stand - Black |
| 481 | 37 | 2 Sct. Wind-up Followspot Stand |
| 482T | 37 | 2 Sct. Wind-up Stand |
| 483-BP | 35 | Base Plate (Set Of 3) |
| 483BT | 36 | 3 Sct. Wind-up Stand W/ Auto Self-locking Device - Black |
| 483SH | 36 | Short 3 Sct. Wind-up Stand W/ Auto Self-locking Device |
| 483T | 35 | 3 Sct. Wind-up Stand W/ Auto Self-locking Device |
| 484 | 38 | Heavy Duty Wind-up Stand W/ Braked Caster |
| 485 | 39 | Heavy Duty Wind Up Low Base Stand W/ Braked Caster |
| 542M | 31 | Master Cine Stand |
| 542MB | 31 | Master Cine Stand - Black |
| 543M | 31 | Master High Cine Stand |
| 543MB | 31 | Master High Cine Stand - Black |

| Code | Page | Description |
|------------------------|------|---|
| 546M | 32 | Master Cine K- Stand |
| 600MR | 62 | High Overhead Roller Stand |
| 610MR | 62 | Medium Overhead Roller Stand |
| 620M | 63 | Wide Base High Overhead Stand |
| 653MR | 34 | Steel Senior Stand W/ Square Legs |
| 721 | 42 | Jumbo Stand- 2 Sections |
| 744 | 42 | Jumbo Stand- 4 Sections |
| 756M | 41 | Jumbo Cranking Stand W/ Automatic Locking Device |
| A17 | 64 | Corner Bolt For Butterfly Frame |
| ATL-1420C | 283 | NEMA L14-20C, 4P20A, 125/250V, cUL |
| ATL-1420FI | 284 | NEMA L14-20, 4P20A, 125/250V Locking Flanged Inlet |
| ATL-1420FO | 284 | NEMA L14-20 4P20A 125/250V Locking Flanged Outlet |
| ATL-1420LP | 283 | NEMA L14-20P, 4P20A, 125/250V Locking Plug |
| ATL-1420R | 284 | NEMA L14-20R, 4P20A, 125/250V Locking Receptacle, cUL |
| ATL-1430C | 283 | NEMA L14-30C, 4P30A, 125/250V Locking Cord Connector, cUL |
| ATL-1430LP | 283 | NEMA L14-30P, 4P30A, 125/250V Locking Plug |
| ATL-1430R | 284 | NEMA L14-30R, 4P30A, 125/250V Locking Receptacle, cUL |
| ATL-1520C | 283 | NEMA L15-20C, 4P20A, 250V Locking Connector |
| ATL-1520FI | 284 | NEMA L15-20P, 4P20A, 250V Locking Flanged Inlet |
| ATL-1520LP | 283 | NEMA L15-20P, 4P20A, 250V Locking Plug |
| ATL-1530C | 283 | NEMA L15-30C, 4P30A, 250V Locking Connector |
| ATL-1530FI | 284 | NEMA L15-30P, 4P30A, 250V Locking Flanged Inlet |
| ATL-1530FO | 284 | NEMA L15-30R, 4P30A, 250V Locking Flanged Outlet |
| ATL-1530LP | 283 | NEMA L15-30P, 4P30A, 250V Locking Plug |
| ATL-1620C | 283 | NEMA L16-20C, 4P20A, 480V Locking Connector |
| ATL-1620FI | 284 | NEMA L16-20P, 4P20A, 480V Locking Flanged Inlet |
| ATL-1620FO | 284 | NEMA L16-20, 4p20a, 480v Locking Flanged Outlet |
| ATL-1620LP | 283 | NEMA L16-20p, 4p20a, 480v Locking Plug |
| ATL-515CF | 283 | NEMA 5-15c, 3p15a, 125v Straight Connector Female, cUL |
| ATL-515P | 283 | NEMA 5-15p, 3p15a, 125v Straight Plug, cUL |
| ATL-520C | 283 | NEMA L5-20c, 3p20a, 125v Locking Cord Connector, cUL |
| ATL-520CF | 283 | NEMA 5-20c, 3p20a, 125v Straight Connector Female, cUL |
| ATL-520LP | 283 | NEMA L5-20p, 3p20a, 125v Locking Plug |
| ATL-520P | 283 | NEMA 5-20p, 3p20a, 125v Straight Plug, cUL |
| ATL-520R | 284 | NEMA L5-20r, 3p20a, 125v Locking Receptacle, cUL |
| ATL-530C | 283 | NEMA L5-30c, 3p30a, 125v Locking Cord Connector, cUL |
| ATL-530LP | 283 | NEMA L5-30p, 3p30a, 125v Locking Plug |
| ATL-530R | 284 | NEMA L5-30r, 3p30a, 125v Locking Receptacle, cUL |
| ATL-615CF | 283 | NEMA 6-15c, 3p15a, 250v Straight Connector Female, cUL |
| ATL-615P | 283 | NEMA 6-15p, 3p15a, 250v Straight Plug, cUL |
| ATL-620C | 283 | NEMA L6-20c, 3p20a, 250v Locking Cord Connector, cUL |
| ATL-620CF | 283 | NEMA 6-20c, 3p20a, 250v Straight Connector Female, cUL |
| ATL-620LP | 283 | NEMA L6-20p, 3p20a, 250v Locking Plug |
| ATL-620P | 283 | NEMA 6-20p, 3p20a, 250v Straight Plug, cUL |
| ATL-620R | 284 | NEMA L6-20r, 3p20a, 250v Locking Receptacle, cUL |
| ATL-630C | 283 | NEMA L6-30c, 3p30a, 250v Locking Cord Connector, cUL |
| ATL-630LP | 283 | NEMA L6-30p, 3p30a, 250v Locking Plug |
| ATL-630R | 284 | NEMA L6-30r, 3p30a, 250v Locking Receptacle, cUL |
| BF40 | 64 | 4" Square Tube Female, For Butterfly Frame |
| BF45 | 64 | 4" Square Tube Male, For Butterfly Frame |
| BF60 | 64 | 6" Square Tube Female, For Butterfly Frame |
| BF65 | 64 | 6" Square Tube Male For Butterfly Frame |
| BG4506 | 173 | Ball Bungee Dia. 4.5mm/ Length 6"- Black; 50 Pcs/ Pack |
| NEW BG5006BL | 173 | Elastic Cable Tie (10pcs / Pack) 6.0mm(w)* 5"(l) - Blue |
| NEW BG5006G | 173 | Elastic Cable Tie (10pcs / Pack) 6.0mm(w)* 5"(l) - Green |
| NEW BG5006M | 173 | Elastic Cable Tie (10pcs / Pack) 6.0mm(w)* 5"(l) - Mixed Color |
| NEW BG5006N | 173 | Elastic Cable Tie (10pcs / Pack) 6.0mm(w)* 5"(l) - Natural |
| NEW BG5006O | 173 | Elastic Cable Tie (10pcs / Pack) 6.0mm(w)* 5"(l) - Orange |
| NEW BG5006R | 173 | Elastic Cable Tie (10pcs / Pack) 6.0mm(w)* 5"(l) - Red |
| NEW BG5006Y | 173 | Elastic Cable Tie (10pcs / Pack) 6.0mm(w)* 5"(l) - Yellow |
| NEW BG500BK | 173 | Elastic Cable Tie (10pcs / Pack) 6.0mm(w)* 5"(l)-black |
| NEW BSS-1516 | 67 | Blue Screen Suit 150-160 cm (small Size) |
| NEW BSS-1617 | 67 | Blue Screen Suit 160-170 cm (medium Size) |
| NEW BSS-1718 | 67 | Blue Screen Suit 170-180 cm (large Size) |
| NEW BSS-1819 | 67 | Blue Screen Suit 180-190 cm (extra Large Size) |
| C-01B | 215 | Steel Clamp Black For Tube Size 30-51mm |
| C-01QB | 215 | Steel Clamp Quickly Release For Tube Size 30-51mm |
| C-05 | 215 | Aluminum Alloy Clamp W/ 5/8" Light Stud |
| C-05B | 215 | Aluminum Alloy Clamp W/ 5/8" Light Stud - Black |
| C-05QP | 215 | Quick Action Aluminum Alloy Hook Clamp |
| C-06 | 220 | Iron Casting C Clamp |
| C-06T | 220 | Iron Casting Titan Clamp For Tube Dia. 40-65mm |
| C-12 | 215 | Steel Clamp - Silver |
| C-12B | 215 | Steel Clamp - Black |
| C-16 | 220 | Baby Pipe Clamp |
| C-26 | 220 | Iron Casting Titan Clamp, W/ 16mm Baby Pin For Tube 60mm |
| NEW CHC-112R-3P | 228 | 12ch Chain Hoist Controller, Rack Mount Type |
| NEW CHC-14-3P | 227 | 4ch Chain Hoist Controller, Brief Case Type |
| NEW CHC-14R-3P | 228 | 4ch Chain Hoist Controller, Rack Mount Type |
| NEW CHC-18-3P | 227 | 8ch Chain Hoist Controller, Brief Case Type |
| NEW CHC-18R-3P | 228 | 8ch Chain Hoist Controller, Rack Mount Type |
| CL-20M | 53 | 20" Master C-stand W/ Sliding Leg & Quick Release - Silver |
| CL-20MB | 53 | 20" Master C-stand W/ Sliding Leg & Quick Release - Black |
| CL-20MK | 54 | 20" Master C-stand W/ Sliding Leg & Quick-release System - Silver |
| CL-20MKB | 54 | 20" Master C-stand W/ Sliding Leg & Quick-release System - Black |
| CL-30M | 53 | 30" Master C-stand W/ Sliding Leg & Quick Release - Silver |
| CL-30MB | 53 | 30" Master C-stand W/ Sliding Leg & Quick Release - Black |
| CL-30MK | 54 | 30" Master C-stand W/ Sliding Leg & Quick-release System - Silver |
| CL-30MKB | 54 | 30" Master C-stand W/ Sliding Leg & Quick-release System - Black |
| CL-40M | 53 | 40" Master C-stand W/ Sliding Leg & Quick Release - Silver |
| CL-40MB | 53 | 40" Master C-stand W/ Sliding Leg & Quick Release - Black |
| CL-40MK | 54 | 40" Master C-stand W/ Sliding Leg & Quick-release System - Silver |
| CL-40MKB | 54 | 40" Master C-stand W/ Sliding Leg & Quick-release System - Black |
| CS-12125BU | 170 | Cloth Spike Tape 12.5 Yard(l) X 12mm(w) - Blue |
| CS-12125GN | 170 | Cloth Spike Tape 12.5 Yard(l) X 12mm(w) - Green |

| Code | Page | Description |
|--------------|------|--|
| CS-12125OG | 170 | Cloth Spike Tape 12.5 Yard(L) X 12mm(W) - Orange |
| CS-12125PK | 170 | Cloth Spike Tape 12.5 Yard(L) X 12mm(W) - Pink |
| CS-12125Y | 170 | Cloth Spike Tape 12.5 Yard(L) X 12mm(W) - Yellow |
| CS-1215BU | 170 | Cloth Spike Tape 15 Yard(L) X 12mm(W) - Blue |
| CS-1215GN | 170 | Cloth Spike Tape 15 Yard(L) X 12mm(W) - Green |
| CS-1215OG | 170 | Cloth Spike Tape 15 Yard(L) X 12mm(W) - Orange |
| CS-1215PK | 170 | Cloth Spike Tape 15 Yard(L) X 12mm(W) - Pink |
| CS-1215Y | 170 | Cloth Spike Tape 15 Yard(L) X 12mm(W) - Yellow |
| CS-20M | 51 | 20" Master C Stand W/ Sliding Legs - Silver |
| CS-20MB | 51 | 20" Master C Stand W/ Sliding Legs - Black |
| CS-20MK | 52 | 20" Master C Stand W/ Sliding Leg Kits - Silver |
| CS-20MKB | 52 | 20" Master C Stand W/ Sliding Leg Kits - Black |
| CS-24125BU | 170 | Cloth Spike Tape 12.5 Yard(L) X 24mm(W) - Blue |
| CS-24125GN | 170 | Cloth Spike Tape 12.5 Yard(L) X 24mm(W) - Green |
| CS-24125OG | 170 | Cloth Spike Tape 12.5 Yard(L) X 24mm(W) - Orange |
| CS-24125PK | 170 | Cloth Spike Tape 12.5 Yard(L) X 24mm(W) - Pink |
| CS-24125Y | 170 | Cloth Spike Tape 12.5 Yard(L) X 24mm(W) - Yellow |
| CS-30M | 51 | 30" Master C Stand W/ Sliding Legs - Silver |
| CS-30MB | 51 | 30" Master C Stand W/ Sliding Legs - Black |
| CS-40M | 51 | 40" Master C Stand W/ Sliding Legs - Silver |
| CS-40MB | 51 | 40" Master C Stand W/ Sliding Legs - Black |
| CS-40MK | 52 | 40" C Stand W/ Sliding Leg Kits - Silver |
| CS-40MKB | 52 | 40" C Stand W/ Sliding Leg Kits - Black |
| CST-2418 | 270 | CX2418 W/ Case To Stand & Tripod Adapter |
| CST-3815 | 270 | CX3815 W/ Case To Stand & Tripod Adapter |
| CST-5219 | 270 | CX5219 W/ Case To Stand & Tripod Adapter |
| CT-20M | 48 | 20" Master C Stand W/ Turtle Base - Silver |
| CT-20M-TUBE | 81 | Extension Column (Max. 147cm) - Silver |
| CT-20MB | 48 | 20" Master C Stand W/ Turtle Base - Black |
| CT-20MB-TUBE | 81 | Extension Column (Max. 147cm) - Black |
| CT-20MK | 49 | 20" Master C Stand W/ Turtle Base Kits - Silver |
| CT-20MKB | 49 | 20" Master C Stand W/ Turtle Base Kits - Black |
| CT-30M | 48 | 30" Master C Stand W/ Turtle Base - Silver |
| CT-30M-TUBE | 81 | Extension Column (Max. 227cm) - Silver |
| CT-30MB | 48 | 30" Master C Stand W/ Turtle Base - Black |
| CT-30MB-TUBE | 81 | Extension Column (Max. 227cm) - Black |
| CT-40M | 48 | 40" Master C Stand W/ Turtle Base - Silver |
| CT-40M-TUBE | 81 | Extension Column (Max. 302cm) - Silver |
| CT-40MB | 48 | 40" Master C Stand W/ Turtle Base - Black |
| CT-40MB-TUBE | 81 | Extension Column (Max. 302cm) - Black |
| CT-40MK | 49 | 40" Master C Stand W/ Turtle Base Kits - Silver |
| CT-40MKB | 49 | 40" Master C Stand W/ Turtle Base Kits - Black |
| CT-BS | 50 | Century Stand Base - Silver |
| CT-BSB | 50 | Century Stand Base - Black |
| CT-SBS | 50 | Compact Century Stand Base - Silver |
| CT-SBSB | 50 | Compact Century Stand Base - Black |
| CTM-010 | 166 | Cinematographer Tape Measure 10m (33') |
| CTM-020 | 166 | Cinematographer Tape Measure 20m (66') |
| CX1102 | 268 | Water-tight Box, Black, Exterior Size: 129x91x32mm |
| CX1807 | 271 | Cross Case Interior Size: 18.4x12.1x7.8cm |
| CX2109 | 271 | Water-tight Box, Black, Exterior Size: 240x198x108mm |
| CX2109FB | 156 | Hard Case W/ Front Box Bracket |
| CX2109VL | 156 | Hard Case W/ V-lock Wedge |
| CX2306 | 271 | Water-tight Box, Black, Exterior Size: 246x175x77mm |
| CX2413 | 271 | Cross Water-tight Box, Black, Exterior Size: 300x250x145mm |
| CX2418 | 268 | Cross Case, Interior Size: 24.10x18.80x18.40cm |
| CX3009 | 271 | Cross Case, Interior Size: 26.8x15.3x8cm |
| CX3009GP2 | 268 | Water-tight Box - Black |
| CX3815 | 271 | Cross Case, Interior Size: 38x26.7x15.7cm |
| CX4026 | 271 | Water-tight Box, Black, Exterior Size: 428x283x275mm |
| CX4316 | 272 | Cross Water-tight Box, Black, Interior Size: 432x300x160mm |
| CX4818 | 272 | Cross Case, Interior Size: 48.5x35.5x18.6cm |
| CX5219 | 266 | Cross Case, Interior Size: 52.1x29.1x30.1cm |
| CX5219GTG | 269 | Cross 5219 Gear-to-go Case |
| CX5219RTG | 269 | Cross 5219 Ready-to-go Case |
| CX5219STG | 269 | Cross 5219 Studio-to-go Case |
| CX5632 | 272 | Cross Water-tight Box, Black, Interior Size: 565x438x323mm |
| CX7326 | 272 | Cross Case, Interior Size: 80.2x52.1x30.1cm |
| CXFM01 | 267 | Fix Mount Parts (Set Of 8) |
| CXFM02 | 267 | Fix Mount Kit |
| CXFM03 | 242 | L-shaped Bracket |
| CXLC01 | 267 | TSA Lock |
| CXLG01 | 267 | Lid Organizer For CX5219 |
| CXPD01 | 267 | Padded Divider Set For CX5219 |
| CXPD02 | 267 | Padded Divider Set For CX7326 |
| CXSG01 | 267 | Silica Gel |
| CXST01 | 15 | Shoulder Strap For Click Stand |
| CZ03 | 286 | Schuko Connector |
| DF-30K | 61 | Dot & Finger Kit W/ Carrying Bag |
| DF-500 | 262 | Digi Fan |
| EZ0810 | 245 | Camera Usb Port Protector |
| EZ241-B | 171 | EZ-Tie Cable Grip 20mmx410mm - Black (10pcs / Pack) |
| EZ241-BL | 171 | EZ-Tie Cable Grip 20mmx410mm - Blue (10pcs / Pack) |
| EZ241-R | 171 | EZ-Tie Cable Grip 20mmx410mm - Red (10pcs / Pack) |
| EZ241-W | 171 | EZ-Tie Cable Grip 20mmx410mm - White (10pcs / Pack) |
| EZ241-Y | 171 | EZ-Tie Cable Grip 20mmx410mm - Yellow (10pcs / Pack) |
| EZ2500-B | 172 | Adhesive Hook & Loop Tape 2.5cm(W) X 5.0m(L) |
| EZ440CH-B | 173 | EZ-Tie Cable Holder, Black, 38 X 400mm / Per Unit |
| EZ560-B | 171 | EZ-Tie Cable Grip 20mmx560mm - Black (5pcs / Pack) |
| EZ560-BL | 171 | EZ-Tie Cable Grip 20mmx560mm - Blue (5pcs / Pack) |
| EZ560-R | 171 | EZ-Tie Cable Grip 20mmx560mm - Red (5pcs / Pack) |
| EZ560-W | 171 | EZ-Tie Cable Grip 20mmx560mm - White (5pcs / Pack) |
| EZ560-Y | 171 | EZ-Tie Cable Grip 20mmx560mm - Yellow (5pcs / Pack) |
| FC15A | 64 | Corner For Butterfly Frame |
| FC15B | 64 | Corner W/ Nut For Butterfly Frame |

| Code | Page | Description |
|---------------|------|--|
| FC30 | 66 | Tee Frame Corner For 30mm Square Tube (Set Of 4) |
| FC40 | 66 | 3-way Frame Corner For 30mm Square Tube (Set Of 2) |
| FH10 | 64 | Frame Supporter For Butterfly Frame |
| FH20 | 64 | Frame Supporter W/ Tube For Butterfly Frame |
| FH30 | 65 | Quick Release Frame Support For Butterfly Frame |
| FH35 | 74 | C-Boom Clamp For 32mm / 35mm Pipe |
| NEW GC-2525BK | 166 | Glove Gripper - Black Label |
| NEW GC-2525BN | 166 | Glove Gripper - Brown Label |
| GR-801 | 264 | Intercom System, Headsets (Single Muff) |
| GR-802 | 264 | Intercom System, Headsets (Double Muff) |
| GR-BP01 | 264 | Intercom System, Belt Pack |
| GR-PS01 | 264 | Intercom System, Power Supply |
| GR-PS02 | 264 | Intercom System, Power Station |
| GSS-1516 | 67 | Green Screen Suit 150-160 cm (Small Size) |
| GSS-1617 | 67 | Green Screen Suit 160-170 cm (Medium Size) |
| GSS-1718 | 67 | Green Screen Suit 170-180 cm (Large Size) |
| GSS-1819 | 67 | Green Screen Suit 180-190 cm (Extra Large Size) |
| GT-2540BK | 169 | Gaffer Tape Holder Strap W/ Spring Hook - Black Label |
| GT-2540BN | 169 | Gaffer Tape Holder Strap W/ Spring Hook - Brown Label |
| GT-2550 | 170 | Glow In Dark Tape 25mm(W) X 5m(L) |
| GT-4810 | 170 | Glow In Dark Gaffa Tape |
| GT-5050 | 170 | Glow In Dark Tape 50mm(W) X 5m(L) |
| GT-515-HAB | 169 | Gaffer Tape 48mmx15yards - Black |
| GT-515-HABU | 169 | Gaffer Tape 48mmx15yards - Blue |
| GT-515R | 169 | Gaffer Tape 48mmx15yards - Red |
| GT-515W | 169 | Gaffer Tape 48mmx15yards - White |
| GT-515Y | 169 | Gaffer Tape 48mmx15yards - Yellow |
| GT-550AS | 169 | Anti-Slip Tape 48mmx50m - Black & Yellow |
| GT-550B | 169 | Gaffer Tape 48mmx50m Per Roll - Black |
| GT-550BU | 169 | Gaffer Tape 48mmx50m Per Roll - Blue |
| GT-550BY | 169 | Gaffer Tape 48mmx50m Per Roll - Blue & Yellow |
| GT-550CKGN | 169 | ChromaKey Gaffa Tape |
| GT-550G | 169 | Gaffer Tape 48mmx50m Per Roll - Gray |
| GT-550GN | 169 | Gaffer Tape 48mmx50m Per Roll - Green |
| GT-550R | 169 | Gaffer Tape 48mmx50m Per Roll - Red |
| GT-550W | 169 | Gaffer Tape 48mmx50m Per Roll - White |
| GTB-001 | 169 | Barrier Tape |
| GTM-550B | 169 | Matt-surface Gaffer Tape 48mm X 50m - Black |
| GTM-550BU | 169 | Matt-surface Gaffer Tape 48mm X 50m - Blue |
| GTM-550G | 169 | Matt-surface Gaffer Tape 48mm X 50m - Gray |
| GTM-550GN | 169 | Matt-surface Gaffer Tape 48mm X 50m - Green |
| GTM-550LGN | 169 | Matt-surface Gaffer Tape 48mm X 50m - Lime Green |
| HB-1.2K-15M | 289 | 1.5mm 15m, WPC-2407LM-W+WPC-2407LF-W (Ari 575w, 1200w) |
| HB-1.2K-7M | 289 | 1.5mm 7m, WPC-2407LM-W+WPC-2407LF-W (Ari 575w, 1200w) |
| HB-12K-15M | 289 | 4c X 16mm + 5c X 1.5mm 15m, WPC-2809LM+WPC-2809LF (Ari 12kw) |
| HB-12K-7M | 289 | 4c X 16mm + 5c X 1.5mm 7m, WPC-2809LM+WPC-2809LF (Ari 12kw) |
| HB-18K-15M | 289 | 4c X 16mm + 5c X 1.5mm 15m, WPC-2809LM+WPC-2809LF (Ari 18kw) |
| HB-18K-7M | 289 | 4c X 16mm + 5c X 1.5mm 7m, WPC-2809LM+WPC-2809LF (Ari 18kw) |
| HB-4K-15M | 289 | 2.5mm 15m, WPC-2407LM-W+WPC-2407LF-O (Ari 2500w, 4000w) |
| HB-4K-7M | 289 | 2.5mm 7m, WPC-2407LM-W+WPC-2407LF-O (Ari 2500w, 4000w) |
| HB-6K-15M | 289 | 3c X 16mm + 3c X 1.5mm 15m, WPC-2806LM+WPC-2806LF (Ari 6kw) |
| HB-6K-7M | 289 | 3c X 16mm + 3c X 1.5mm 7m, WPC-2806LM+WPC-2806LF (Ari 6kw) |
| KAB-001 | 159 | Apple Box - Pancake 20" X 12" X 1" |
| KAB-002 | 159 | Apple Box - Pancake 20" X 12" X 2" |
| KAB-004 | 159 | Apple Box - Pancake 20" X 12" X 4" |
| KAB-004-BST | 159 | KUPO Brown Stained Apple Box- Half 20"x12"x4" |
| KAB-008 | 159 | Apple Box - Pancake 20" X 12" X 8" |
| KAB-008-BST | 159 | KUPO Brown Stained Apple Box- Full 20"x12"x8" |
| KAB-010 | 156 | Compact Camera Assist Front Box |
| KAB-013 | 156 | Camera Assistant Front Box |
| KAB-015 | 159 | Apple Box Set |
| KAB-018 | 161 | Octagon HI-hat Wood Board |
| KAB-020 | 158 | Camera Cradle |
| KAB-023 | 161 | Apple Box Seat Cushion, Black- Vertical Size: 20x 30(cm) |
| KAB-025 | 161 | Apple Box Seat Cushion, Black- Vertical Size: 20x 50(cm) |
| KAB-048-BST | 159 | KUPO Brown Stained Apple Box Set- Half And Full Size |
| KAB-128 | 161 | Lockable Sliding Cover |
| KAB-31K | 160 | DO-RE-MI 3 In 1 Nesting Apple Box Set |
| KAB-41K | 159 | Nest Apple Box Kit |
| NEW KAB-61K | 160 | 6 In 1 Nesting Apple Box |
| NEW KAB-81K | 162 | Tooling Apple Box - Full 20"x12"x8" |
| KAC-01 | 254 | Standard Director Chair |
| KC-080R | 68 | Dia. 80mm Caster W/ Brake, W/round Adapter (Set Of 3) |
| KC-080S | 68 | Dia. 80mm Caster W/ Brake, W/square Adapter (Set Of 3) |
| KC-100 | 68 | Dia. 100mm Caster W/ Brake (Set Of 3) |
| KC-100G | 68 | Dia. 100mm Caster W/ Brake, W/30mm Square Adapter (Set Of 3) |
| KC-100M | 68 | Dia. 100mm Caster W/ Brake, W/25mm Square Plate (Set Of 3) |
| KC-100S | 68 | Dia. 100mm Caster W/ Brake, W/25.4mm Square Adapter (Set Of 3) |
| KC-150 | 68 | Dia. 150mm Caster W/ Brake (Set Of 3) |
| KC-160 | 68 | Dia. 160mm Caster W/ Brake (Set Of 3) |
| KC-215A | 68 | Pneumatic Wheel W/ Adapter Plate |
| KC-215S | 68 | Dia. 215mm Caster W/ Brake (Set Of 3) |
| KCAP-01 | 166 | KUPO Cap - Grip |
| KCAP-02 | 166 | KUPO Cap - Lighting |
| NEW KCB-1514 | 164 | Compact Clapperboard 15.5x14cm |
| NEW KCB-3024 | 164 | Clapperboard 30x24cm |
| KCG-330 | 273 | 3C Cable Guard |
| KCG-445 | 273 | 4C Cable Guard |
| KCG-535 | 273 | 5C Cable Guard |
| KCP-0201 | 212 | Mini Coupler 20 - Silver |
| KCP-0201B | 212 | Mini Coupler 20 - Black |
| KCP-0202 | 212 | Mini Eying Coupler 20 - Silver |
| KCP-0202B | 212 | Mini Eying Coupler 20 - Black |
| KCP-0203 | 212 | Mini Eying Coupler 20 - Silver |
| KCP-0203B | 212 | Mini Eying Coupler 20 - Black |



| Code | Page | Description |
|--------------------|------|--|
| KCP-0301 | 212 | Mini Coupler 30 - Silver |
| KCP-0301B | 212 | Mini Coupler 30 - Black |
| KCP-0302 | 212 | Mini Swivel Coupler 30 - Silver |
| KCP-0302B | 212 | Mini Swivel Coupler 30 - Black |
| KCP-0303 | 212 | Mini Eying Coupler 30 - Silver |
| KCP-0303B | 212 | Mini Eying Coupler 30 - Black |
| KCP-0351 | 213 | Mini Coupler 35 - Silver |
| KCP-0351B | 213 | Mini Coupler 35 - Black |
| KCP-0352 | 213 | Mini Swivel Coupler 35 - Silver |
| KCP-0352B | 213 | Mini Swivel Coupler 35 - Black |
| KCP-0353 | 213 | Mini Eying Coupler 35 - Silver |
| KCP-0353B | 213 | Mini Eying Coupler 35 - Black |
| KCP-0401 | 213 | Mini Coupler 40 - Silver |
| KCP-0401B | 213 | Mini Coupler 40 - Black |
| KCP-0401BB | 186 | Coupler W/ Baby Pin For Tube Dia.2" (35-40mm) |
| KCP-0402 | 213 | Mini Swivel Coupler 40 - Silver |
| KCP-0402B | 213 | Mini Swivel Coupler 40 - Black |
| KCP-0403 | 213 | Mini Eying Coupler 40 - Silver |
| KCP-0403B | 213 | Mini Eying Coupler 40 - Black |
| KCP-100B | 219 | T.V. Clamp - Black |
| KCP-101 | 125 | Max Arm |
| KCP-101CB | 126 | Max Arm W/ Camera Bracket |
| KCP-101K | 126 | Max Arm Kit (Included KCP-710, Camera Bracket And Backlite Base) |
| KCP-101QW | 126 | Wheel Handle Max Arm W/ Quick Release Camera Bracket |
| KCP-101W | 125 | Max Arm W/ Wheel Handle |
| KCP-102R | 131 | Version Arm |
| KCP-103 | 131 | Mini Version Arm |
| KCP-104 | 131 | Camera Mountable Universal Smartphone Holder |
| KCP-110 | 129 | 10" Rock's Arm |
| KCP-111 | 129 | 11" Rock's Arm |
| KCP-114 | 88 | 4" C-type W/ Baby Stud |
| KCP-116 | 88 | 10" C-type W/ Baby Stud |
| KCP-117 | 88 | 4" C-type Clamp W/ Tree Branch |
| KCP-129 | 88 | Detachable Heavy Duty C-clamp W/ 5/8"(28mm) Junior Receiver |
| KCP-141 | 88 | Split C-clamp For 1-1/2" Sch.40 (48.3mm) Pipe |
| KCP-144 | 224 | Telescopic Operating Pole 1.3-4m |
| KCP-150 | 219 | Swiveling Pipe C Clamp W/ Universal Head |
| KCP-151 | 219 | Ratcheting Jaw C Clamp W/ M12 Bolt & Nut |
| KCP-170 | 128 | Hybrid Head |
| KCP-172 | 128 | Mini Articulated Arm-double Sec. |
| KCP-173 | 128 | Mini Articulated Arm-single Sec. |
| KCP-190 | 185 | 1.9" Gag Grip Head For 5/8" (16mm) Tube |
| KCP-192 | 185 | U-Grip Head (1.9") |
| KCP-193 | 185 | U-Grip Head W/ Single Knob |
| KCP-194 | 185 | 5/8" Lockable Swivel Rod Clamp |
| KCP-195 | 86 | 5/8"(16mm) Rod Clamp W/ 5/8" (16mm) Baby Stud |
| KCP-196 | 185 | Multi 5/8" Receiver Connector |
| KCP-198 | 185 | Dual Multi 5/8" Receiver Swivel Connector |
| KCP-200 | 55 | 2-1/2" Grip Head W/ Big Handle - Silver |
| KCP-200B | 55 | 2-1/2" Grip Head W/ Big Handle - Black |
| KCP-206 | 224 | Telescopic Operating Pole 1.3-4m |
| KCP-210 | 56 | Grip Head W/ Fixed Baby Pin |
| KCP-215 | 58 | Grip Arm Support |
| KCP-216 | 58 | Boom Arm Support |
| KCP-220 | 57 | 20" Extension Grip Arm W/ Big Handle - Silver |
| KCP-220B | 57 | 20" Extension Grip Arm W/ Big Handle - Black |
| KCP-221 | 57 | 20" Hex Grip Arm - Silver |
| KCP-221B | 57 | 20" Hex Grip Arm - Black |
| KCP-225B | 56 | 2-1/2" Grip Head For 25mm Tube |
| KCP-230 | 56 | Grip Head W/swivel Pin |
| KCP-235 | 74 | Pivoting Light Stand Boom Clamp For Tube 20/25/30/35mm |
| KCP-240 | 57 | 40" Extension Grip Arm W/ Big Handle - Silver |
| KCP-240B | 57 | 40" Extension Grip Arm W/ Big Handle - Black |
| KCP-241 | 57 | 40" Grip Arm W/ Hex Baby Pin - Silver |
| KCP-241B | 57 | 40" Grip Arm W/ Hex Baby Pin - Black |
| KCP-246 | 58 | Super Grip Arm |
| KCP-252 | 143 | Tube Mounting Coupler Dia. 25-30mm W/1/4" & 3/8" Cold Shoe |
| KCP-253 | 143 | Tube Mounting Coupler Dia. 25-30mm |
| KCP-253AR | 142 | Universal Gimbal Adapter W/ Arri Rosette |
| KCP-253BH | 138 | Tube Mounting Coupler W/ Dia. 26mm Ball For Tube Dia. 25 & 30mm |
| KCP-253SP | 143 | Tube Mounting Coupler Dia. 25-30mm W/ Spindle For Ready Rig |
| KCP-254 | 194 | Movi Speedrail Mount |
| KCP-260B | 93 | Grip Head W/ Hex Stud - Black |
| KCP-265 | 56 | Grip Head W/ Half Coupler |
| KCP-270B | 93 | Super Clamp Grip Head |
| KCP-280B | 56 | Double Gag Grip Head - Black |
| KCP-290B | 56 | Gag Grip Head - Black |
| KCP-300 | 127 | Articulated Arm |
| KCP-310 | 109 | EZ Grip Finger |
| KCP-320 | 109 | EZ Grip Twins |
| NEW KCP-322 | 240 | Telescopic Tabletop Light Stand |
| KCP-330 | 240 | Tiny Clamp |
| KCP-335 | 240 | Mighty Clamp |
| KCP-340 | 90 | Baby Plate W/ Ez Grip Finger |
| KCP-343 | 127 | Flex Arm Kit For Dots & Finger |
| KCP-344 | 127 | Flex Arm |
| KCP-345 | 127 | French Flag Arm |
| KCP-346 | 127 | 40cm X 25cm French Flag |
| KCP-347 | 240 | Wood C47 Spring-type Clothspins (50 Pcs / Per Bag) |
| KCP-348 | 239 | Multiclip |
| KCP-350 | 239 | Mini Ali Clamp - Silver |
| KCP-350B | 239 | Mini Ali Clamp - Black |
| KCP-352B | 239 | Small Spring Clamp - Black |
| KCP-354-BK | 240 | Steel Spring A Clamp Set - 4" |
| KCP-356-BK | 240 | Steel Spring A Clamp Set - 6" |

| Code | Page | Description |
|-----------------------|------|---|
| KCP-359-BK | 240 | Steel Spring A Clamp Set - 9" |
| KCP-360 | 239 | Ali Clamp - Silver |
| KCP-360B | 239 | Ali Clamp - Black |
| NEW KCP-384 | 122 | LED Tube Light Clamp (38-42mm) Single |
| NEW KCP-386 | 122 | LED Tube Light Clamp (38-42mm) Dual |
| NEW KCP-387 | 122 | Universal Single LED Tube Holder W/ Rubber Coated Magnet |
| NEW KCP-388 | 122 | Universal Single T12 Led Tube Holder W/ Detachable Baby Pin |
| KCP-390 | 239 | Off Camra Flash Spring Clamp |
| KCP-401 | 122 | Rubbized Kino Flo Lamp Clamp |
| KCP-402 | 123 | Twist-lock Mounting Plate For Dual Fluorescent T12 Lamps |
| KCP-404 | 123 | Twist-lock Mounting Plate For Four Fluorescent T12 Lamps |
| KCP-409 | 109 | Super Grip Finger W/ 10" (25.4mm) Steel Auger Spike |
| KCP-410 | 108 | Super Grip Finger |
| KCP-411 | 114 | Off-set Female Mounting Plate Adapter - 5/8" |
| KCP-412 | 108 | Super Grip Double Baby Receiver |
| KCP-413 | 122 | Kino Fluorescent Lamp Holder |
| KCP-414 | 108 | Super Grip Finger W/ 1/4"-20 Male Thread & Round Plate |
| KCP-415 | 124 | Off-set Mounting Plate W/ Baby Receiver (16mm) |
| KCP-416 | 124 | Twist Lock Rear Mounting Plate For Kino Flo Double |
| KCP-417 | 124 | Swivel Mounting Plate W/ 3/8" Pin (10mm) |
| KCP-418 | 124 | Twist Lock Rear Mounting Plate For Kino 4 Bank |
| KCP-419 | 109 | Super Grip Finger W/ Base |
| KCP-421 | 124 | Mounting Plate W/ Super Knuckle Baby Receiver |
| KCP-433 | 177 | Super Riser |
| KCP-440 | 75 | 4.5" Center Grip Head W/ Junior Stud |
| KCP-450 | 63 | 4-1/2" Grip Head W/ 1 1/8" Spigot And Socket |
| KCP-500 | 89 | Large Gaffer Grip |
| KCP-550 | 89 | Adjustable Gaffer Grip |
| KCP-600 | 84 | 4" Super Viser |
| KCP-601 | 84 | 9" Super Viser |
| KCP-601-L | 84 | 18" Super Viser Clamp |
| KCP-602 | 85 | Super Viser Clamp Center Jaw |
| KCP-604 | 85 | Super Viser Clamp 2" End Jaw |
| KCP-605 | 89 | 6" Chain Clamp |
| KCP-606 | 89 | 10" Chain Clamp |
| KCP-607 | 85 | Super Viser Clamp 6" End Jaw |
| KCP-610 | 238 | Foamcore Fork |
| KCP-611 | 238 | Foamcore Clamp |
| KCP-612 | 75 | Menace Arm Kit For Pipe 1-1/2" Schedule 40 |
| KCP-614 | 238 | Adjustable Poly Holder |
| KCP-616 | 238 | Duck Bull Clamp |
| KCP-620P | 238 | Petite Clamp For 16mm (5/8") Tube |
| KCP-621B | 71 | Aluminum Baby Boom Assembly |
| KCP-628B | 72 | Steel Heavy Duty Baby Boom |
| KCP-629B | 72 | Aluminum Baby Handheld Boom Stick |
| KCP-630 | 74 | Junior Drop Down |
| KCP-631 | 74 | Baby Drop Down Pin |
| KCP-632 | 74 | Coupler Junior Drop Down |
| KCP-636B | 70 | Big Boom |
| KCP-640M | 73 | Baby Boom - Steel |
| KCP-641B | 73 | Photo Baby Boom - Aluminum |
| KCP-645 | 74 | Pivoting Boom Arm Clamp |
| KCP-646 | 74 | Heavy Duty Tilt Head W/ Crank Handle |
| NEW KCP-648 | 73 | Junior Boom Arm |
| KCP-651 | 76 | 2" Coupler W/ Camera Mounting Plate |
| KCP-652 | 76 | 2" Coupler W/ 14cm Long 2" Pipe |
| KCP-653 | 76 | 3 Axis Camera Mounting Plate Kit |
| KCP-654 | 180 | 2" Coupler W/ A Swivel Camera Mounting Plate |
| KCP-656 | 177 | 2" Coupler W/ Heavy Duty Dia. 26mm Ball |
| KCP-660B | 86 | Mini Viser Clamp 2" W/ 1/4"- 20 & 3/8"-16 Female Threaded |
| KCP-662B | 86 | Mini Viser Clamp W/ Baby Stud |
| KCP-664B | 138 | Mini Super Viser Clamp W/ Dia. 26mm Ball |
| KCP-667B | 86 | Mini Super Viser Clamp W/ 5/8"-27 Male Thread |
| KCP-680B | 63 | Grip Helper Junior - Black |
| KCP-690 | 76 | Extension Ear |
| KCP-700 | 92 | Super Convi Clamp - Silver |
| KCP-700-FBP | 157 | Front Box Mounting Plate For Super Convi Clamp |
| KCP-700-LDS | 98 | L-shape Tiny Clamp For LD Curv 500 Slat |
| KCP-700-PRM | 98 | PSU Rail Mount Adapter For Super Convi Clamp |
| KCP-700B | 92 | Super Convi Clamp - Black |
| KCP-701 | 94 | Super Convi Clamp W/ Teeth - Silver |
| KCP-702 | 215 | Stage Clamp W/ 13mm Hole |
| KCP-703 | 215 | Stage Clamp W/ 16mm Stud |
| KCP-704 | 215 | Stage Clamp W/ 28mm Stud |
| KCP-705 | 215 | Stage Clamp W/28mm Socket With Linch Pin |
| KCP-710 | 92 | Super Convi Clamp W/ Adjustable Handle - Silver |
| KCP-710B | 92 | Super Convi W/ Adjustable Handle - Black |
| KCP-710B-26 | 93 | Super Convi Clamp W/ Adjustable Handle And Hex Stud - Black |
| KCP-712 | 87 | Wall Spreader Set For Pipe 1-1/2" Schedule 40 (O.D.48.3mm) |
| NEW KCP-712TSA | 87 | Telescopic Adaptor For Pipe 1-1/2" Schedule 40 (O.D.48.3mm) |
| NEW KCP-712TSK | 87 | Telescopic Wall Spreader Kit For Pipe 1-1/2" Schedule 40 (O.D.48.3mm) |
| NEW KCP-714 | 87 | Wall Spreader Set For Pipe 1-1/4" Schedule 40 (O.D.42.4mm) |
| NEW KCP-714TSA | 87 | Telescopic Adaptor For Pipe 1-1/4" schedule 40 (O.D.42.4mm) |
| NEW KCP-714TSK | 87 | Telescopic Wall Spreader Kit For Pipe 1-1/4" Schedule 40 (O.D.42.4mm) |
| KCP-715 | 94 | Toothy Super Convi Clamp W/ Half Coupler |
| KCP-720 | 93 | Double Super Convi Clamp - Silver |
| KCP-720B | 93 | Double Super Convi Clamp - Black |
| KCP-724 | 88 | Wall Spreader |
| KCP-730AR | 142 | Pan Bar Clamp To Arri Rosette (M6) |
| KCP-730B | 141 | Super Claw |
| NEW KCP-732B | 142 | Super Claw Clamp W/ Detachable Anti-spin Baby Pin |
| KCP-734B | 138 | Super Claw W/ Dia. 26mm Ball |
| KCP-735 | 94 | Super Convi Clamp For Binocular |
| KCP-736B | 94 | Super Convi Clamp W/ Security Knob |
| KCP-738 | 94 | Super Convi Clamp W/ Arri Psu Rail Mount |

| Code | Page | Description |
|-----------------------|------|--|
| KCP-739 | 94 | Super Convi Clamp W/ V-lock Base |
| KCP-740 | 94 | Super Convi Clamp W/ Front Box Mounting Plate |
| KCP-741 | 94 | Super Convi Clamp W/ Blass Mounting |
| KCP-75DL | 93 | Super Convi Clamp Saddle |
| KCP-801 | 216 | 250mm Arm Coupler |
| KCP-801-DB | 216 | Pipe-To-Pipe Coupler 250mm - Black |
| KCP-801-DP | 216 | Pipe-To-Pipe Coupler 250mm - Silver |
| KCP-801-XB | 216 | Pipe-To-Pipe Coupler, Cross, 250mm - Black |
| KCP-801-XP | 216 | Pipe-To-Pipe Coupler, Cross, 250mm - Silver |
| KCP-801B | 216 | 250mm Arm Coupler - Black |
| KCP-802 | 216 | 500mm Arm Coupler - Silver |
| KCP-802-DB | 216 | Pipe-To-Pipe Coupler, Parallel, 500mm - Black |
| KCP-802-DP | 216 | Pipe-To-Pipe Coupler, Parallel, 500mm(ctrs To Ctrs) - Silver |
| KCP-802-XB | 216 | Pipe-To-Pipe Coupler, Cross, 500mm - Black |
| KCP-802-XP | 216 | Pipe-To-Pipe Coupler, Cross, 500mm - Silver |
| KCP-802B | 216 | 500mm Arm Coupler - Black |
| KCP-803 | 216 | Arm Coupler 750mm - Silver |
| KCP-803B | 216 | Arm Coupler 750mm - Black |
| KCP-804 | 216 | Arm Coupler 100cm - Silver |
| KCP-804-DB | 216 | Pipe-To-Pipe Coupler, Parallel, 1000mm - Black |
| KCP-804-DP | 216 | Pipe-To-Pipe Coupler Parallel, 1000mm(ctrs To Ctrs) - Silver |
| KCP-804-XB | 216 | Pipe-To-Pipe Coupler, Cross, 1000mm - Black |
| KCP-804-XP | 216 | Pipe-To-Pipe Coupler, Cross, 1000mm - Silver |
| KCP-804B | 216 | Arm Coupler 100cm - Black |
| KCP-804HB | 214 | Heavy Duty Arm Coupler, 1000mm - Black |
| KCP-804SA | 216 | Support Arm Coupler |
| KCP-806 | 78 | Side Arm For Tube Size 1.25-1.5" W/ Baby Pin And Receiver |
| KCP-808 | 78 | Baby Side Arm |
| KCP-809 | 78 | Junior Side Arm |
| KCP-810 | 211 | Arch Coupler - Silver |
| KCP-810B | 211 | Arch Coupler - Black |
| KCP-811 | 145 | Mini Coupler - Silver |
| KCP-811B | 145 | Mini Coupler - Black |
| KCP-811BH | 145 | Mini Half Coupler W/ Dia. 26mm Ball |
| KCP-812 | 145 | Mini Coupler W/ Eye Ring 25 - Silver |
| KCP-812B | 145 | Mini Coupler W/ Eye Ring 25 - Black |
| KCP-813 | 211 | Arch Coupler W/ Eye Ring - Silver |
| KCP-813B | 211 | Arch Coupler W/ Eye Ring - Black |
| KCP-814 | 211 | Arch Coupler W/ 28mm Spigot |
| KCP-815 | 145 | Mini Swivel Coupler 25 - Silver |
| KCP-815B | 145 | Mini Swivel Coupler 25 - Black |
| KCP-816 | 211 | Arch Coupler W/ 16mm Spigot |
| KCP-817 | 77 | Quick Action Pipe Clamp |
| KCP-818 | 77 | Adjustable Baby Side Clamp |
| KCP-819 | 77 | Adjustable Junior Side Arm |
| KCP-820 | 205 | Slim Type Swivel Coupler - Silver |
| KCP-820B | 205 | Slim Type Swivel Coupler - Black |
| KCP-823 | 204 | Slim Half Coupler W/ M12 Ring - Silver |
| KCP-823B | 204 | Slim Half Coupler W/ M12 Ring - Black |
| KCP-824 | 204 | Slim Half Coupler W/ 28mm Spigot |
| KCP-825 | 207 | Slim Handcuff Coupler W/ M12 Ring |
| KCP-825B | 207 | Slim Handcuff Coupler W/ M12 Ring - Black |
| KCP-826 | 204 | Slim Coupler W/ 16mm Stud |
| KCP-827 | 207 | Slim Handcuff Coupler W/ M12 Ring |
| KCP-828 | 206 | Slim Handcuff Clamp - Silver |
| KCP-828-T | 206 | Slim Handcuff Clamp W/ T Handle - Silver |
| KCP-828B | 206 | Slim Handcuff Clamp - Black |
| KCP-828B-T | 206 | Slim Handcuff Clamp W/ T Handle - Black |
| KCP-829 | 207 | Slim Handcuff Coupler W/ 16mm Stud |
| KCP-830 | 204 | Slim Type Half Coupler - Silver |
| KCP-830B | 204 | Slim Type Half Coupler - Black |
| NEW KCP-830CB | 187 | Coupler W/ 3/8"-16 Thread Female |
| KCP-830CP | 187 | Coupler For Cheese Plate |
| NEW KCP-830PRM | 115 | 2" Half Coupler For Skypanel Psu Mounting |
| KCP-830RB | 187 | Slim Type Half Coupler With Rubber Bumper - Black |
| KCP-830ST | 205 | Slim Half Coupler W/ Stainless Steel Parts |
| KCP-831 | 204 | Half Coupler W/ M10 Bolt |
| KCP-831-T | 204 | Half Coupler W/ T Handle |
| KCP-831B | 204 | Half Coupler W/ M10 Bolt - Black |
| KCP-831B-RS | 184 | Rubber Stopper Coupler |
| KCP-831B-T | 204 | Half Coupler W/ T Handle - Black |
| KCP-831ST | 205 | Half Coupler W/ Stainless Steel Parts |
| KCP-831TBN | 184 | Coupler W/ Truck Bed Rail Slot Nut |
| KCP-831THA | 184 | 2" Coupler W/ Located Pin For Trailer Hitch Adapter |
| KCP-831THA-T | 184 | 2" Coupler W/ Located Pin For Trailer Hitch Adapter T-handle |
| KCP-832 | 205 | Swivel Coupler |
| KCP-832-L | 205 | Swivel Coupler W/ T Handle |
| KCP-832B | 205 | Swivel Coupler - Black |
| KCP-832B-L | 205 | Swivel Coupler W/ T Handle - Black |
| KCP-832ST | 206 | Swivel Coupler Stainless Steel Parts |
| KCP-833 | 204 | Half Coupler W/ Eye Ring - Silver |
| KCP-833B | 204 | Half Coupler W/ Eye Ring - Black |
| KCP-834 | 204 | Half Coupler W/ 28mm Tv Spigot - Silver |
| KCP-834B | 204 | Half Coupler W/ 28mm Tv Spigot - Black |
| KCP-835 | 214 | Truss Adapter |
| NEW KCP-835D | 75 | Swivel Truss Adapter W/ 2" Couplers & Junior Pin |
| KCP-835F | 214 | Truss Adapter W/ Dia. 35mm Socket Female |
| KCP-835L | 214 | Lifting Truss Coupler |
| KCP-835V | 214 | Ladder Truss Coupler |
| KCP-836 | 205 | Half Coupler W/ 16mm Stud |
| KCP-838 | 206 | Handcuff Clamp - Silver |
| KCP-838-T | 206 | Handcuff Clamp W/ T Handle |
| KCP-838B | 206 | Handcuff Clamp - Black |
| KCP-838B-T | 206 | Handcuff Clamp W/ T Handle - Black |
| KCP-839 | 207 | Handcuff Clamp W/ Stud |

| Code | Page | Description |
|-----------------------|------|--|
| KCP-840P | 207 | Handcuff Clamp W/28mm Socket |
| KCP-841 | 211 | Arch Coupler W/28mm Socket |
| KCP-842B | 205 | Rurger Coupler W/ 16mm Socket |
| KCP-843 | 207 | Handcuff Coupler W/ M12 Ring - Silver |
| KCP-843B | 207 | Handcuff Coupler W/ M12 Ring - Black |
| KCP-844 | 219 | TV Coupler - Silver |
| KCP-844B | 219 | TV Coupler - Black |
| KCP-847 | 205 | Tube / Barrel Joiner |
| KCP-848 | 207 | Handcuff Coupler W/ 28mm Spigot |
| KCP-849 | 207 | Handcuff Coupler W/16mm Stud |
| KCP-850 | 208 | Slim Half Coupler For 2.5" Tube - Silver |
| KCP-850B | 208 | Slim Half Coupler For 2.5" Tube - Black |
| KCP-851 | 208 | Mighty Coupler For 2.5" Tube - Silver |
| KCP-851B | 208 | Mighty Coupler For 2.5" Tube - Black |
| KCP-852 | 209 | Swivel Mighty Coupler For 60mm To 60mm Tube - Silver |
| KCP-852B | 209 | Swivel Mighty Coupler For 60mm To 60mm Tube - Black |
| KCP-853 | 208 | Mighty Half Coupler W/ Eye Ring - Silver |
| KCP-853B | 208 | Mighty Half Coupler W/ Eye Ring - Black |
| KCP-854 | 209 | Mighty Coupler W/ 28mm Spigot |
| KCP-856 | 209 | Mighty Half Coupler W/ 16mm Stud |
| KCP-857 | 214 | Mighty / Half Swivel Coupler For 2"-2.5" Tube |
| KCP-858 | 209 | Slim Swivel Mighty Coupler For 60mm To 60mm Tube |
| KCP-858B | 209 | Slim Swivel Mighty Coupler For 60mm To 60mm Tube |
| KCP-859 | 209 | Slim Mighty Coupler W/ M12 Ring - Silver |
| KCP-859B | 209 | Slim Mighty Coupler W/ M12 Ring - Black |
| KCP-860 | 211 | Nugget Coupler - Silver |
| KCP-860B | 211 | Nugget Coupler - Black |
| KCP-860CP | 187 | Nugget Coupler For Cheese Plate |
| KCP-862 | 211 | Swivel Type Nugget Coupler - Silver |
| KCP-862B | 211 | Swivel Type Nugget Coupler - Black |
| KCP-863 | 211 | Nugget Coupler W/ M10 Ring - Silver |
| KCP-863B | 211 | Nugget Coupler W/ M10 Ring - Black |
| KCP-864 | 209 | Slim Mighty Coupler W/ 28mm Spigot |
| KCP-866 | 211 | Nugget Coupler W/ 16mm Stud |
| KCP-867 | 209 | Slim Mighty Coupler W/ 16mm Stud |
| KCP-868 | 214 | Nugget Coupler, Swivel For 1.25"-1.5" Tube To 2" Tube |
| KCP-869 | 214 | Nugget Coupler, Swivel 1.25"-1.5" Tube To 60mm Tube |
| KCP-873 | 206 | 45 Degree Coupler |
| KCP-874 | 206 | Half Coupler W/ 28mm Tv Quick Receiver - Silver |
| KCP-875 | 206 | Slim Type Half Coupler W/ Quick Release |
| KCP-877 | 209 | Mighty Half Coupler W/ 28mm Tv Quick Receiver - Silver |
| KCP-878 | 210 | Slim Mighty Half Coupler W/ 28mm Tv Quick Receiver - Silver |
| KCP-879 | 247 | Monitor Arm W/ Burger Coupler |
| KCP-880 | 210 | Slim Handcuff Coupler For 60mm Tube - Silver |
| KCP-880B | 210 | Slim Handcuff Coupler For 60mm Tube - Black |
| KCP-881 | 210 | Handcuff Coupler For Tube 60mm - Silver |
| KCP-881B | 210 | Handcuff Coupler For Tube 60mm - Black |
| KCP-882 | 210 | Slim Handcuff Clamp W/ Eye Ring For Tube 60mm - Silver |
| KCP-882B | 210 | Slim Handcuff Clamp W/ Eye Ring For Tube 60mm - Black |
| KCP-883 | 210 | Handcuff Clamp W/ Eye Ring For Tube 60mm - Silver |
| KCP-883B | 210 | Handcuff Clamp W/ Eye Ring For Tube 60mm - Black |
| KCP-884 | 210 | Slim Handcuff Clamp W/ TV Quick Receiver, For Tube 60mm - Silver |
| KCP-884B | 210 | Slim Handcuff Clamp W/ TV Quick Receiver, For Tube 60mm - Black |
| KCP-885 | 210 | Handcuff Clamp W/ TV Quick Receiver, For Tube 60mm - Silver |
| KCP-885B | 210 | Handcuff Clamp W/ TV Quick Receiver, For Tube 60mm - Black |
| KCP-886 | 248 | VESA Screen Truss Mount For 75/100mm Vesa Spacing |
| KCP-887 | 249 | *Universal Tv Tilt Truss Mount For 37" To 52" Tv |
| KCP-888 | 249 | *Universal Tv Tilt Stand Mount |
| KCP-901 | 208 | Burger Coupler - Silver |
| KCP-901B | 208 | Burger Coupler - Black |
| KCP-901BB | 186 | Coupler W/ Baby Pin For Tube 48-50mm |
| KCP-902 | 208 | Swivel Type Burger Coupler - Silver |
| KCP-902B | 208 | Swivel Type Burger Coupler - Black |
| KCP-903 | 208 | Burger Coupler W/ Eye Ring - Silver |
| KCP-903B | 208 | Burger Coupler W/ Eye Ring - Black |
| KCP-904 | 208 | Burger Coupler W/ 28mm Spigot |
| KCP-906 | 208 | Burger Coupler W/ 16mm Stud |
| KCP-907 | 217 | Universal Light Track Coupler |
| KCP-930P | 236 | 3 Ways Clamp For 25mm To 35mm Tube |
| KCP-950P | 236 | 4 Ways Clamp For 35mm To 50mm Tube |
| KCP-F1824 | 60 | Flag Frame 18" X 24" |
| KCP-F2436 | 60 | Flag Frame 24" X 36" |
| KCP-FF1824 | 60 | Flat Flag Frame 18" X 24" |
| KCP-FF2436 | 60 | Flat Flag Frame 24" X 36" |
| KCP-FF3036 | 60 | Flat Flag Frame 30" X 36" |
| NEW KCP-FF3636 | 60 | Flat Flag Frame 36" X 36" |
| KCP-OF1824 | 60 | Open End Flag Frame 18" X 24" |
| KCP-OF2436 | 60 | Open End Flag Frame 24" X 36" |
| KCW-04 | 72 | Counter Balance Weight 4kg (8.8lbs) |
| KD-300 | 252 | Projector Mount |
| KD-300-J | 252 | Projector Mount W/ 17mm Spigot |
| KD-301 | 252 | Heavy Duty Universal Projector Mount W/16mm Receiver |
| KD-310P | 252 | Screen Holder |
| KD-500P | 235 | Slat Panel |
| KD-710P-C | 99 | Panel Holder -accepts Material Up To 1cm Thick - Silver |
| KD-712 | 99 | Panel Holder -accepts Material Up To 1.2cm Thick - Silver |
| KD-730 | 92 | Super Clamp Double Socket - Silver |
| KD-730B | 92 | Super Clamp Double Socket - Black |
| KD-731B | 92 | Double Socket W/ Safety Spring Pin - Black |
| KD-735P | 97 | Mini Flex Arm W/ Clip |
| KD-740P | 99 | Display Shelf |
| KD-742P | 99 | Book Shelf |
| KD-743P | 99 | Catalogue Shelf |
| KD-760SP | 99 | Banner Rod 61cm W/ Stud |
| KD-772P | 235 | Box Shelve - Silver |



| Code | Page | Description |
|--------------|------|--|
| KD-790B | 99 | L Bracket Shelf Holder (Set of 2) - Black |
| KD-790P | 99 | L Bracket Shelf Holder (Set of 2) - Silver |
| KD-795B | 99 | Compact U Hooks (Set of 2) - Black |
| KD-795P | 99 | Compact U Hooks (Set of 2) - Silver |
| KD-815P | 95 | Cup Holder |
| KD-816B | 97 | Square Clip - Black |
| KD-816P | 97 | Square Clip - Silver |
| KD-840LB | 260 | Panel W/ Hole - Black (L: 1080mm) |
| KD-840MB | 260 | Panel W/ Hole - Black (L: 825mm) |
| KD-840SB | 260 | Panel W/ Hole - Black (L: 440mm) |
| KD-841LB | 260 | Panel - Black (L: 1080mm) |
| KD-841MB | 260 | Panel - Black (L: 825mm) |
| KD-841SB | 260 | Panel - Black (L: 440mm) |
| KD-842LB | 260 | Extension Panel - Black (L: 1080mm) |
| KD-842MB | 260 | Extension Panel With Hole - Black (L: 825mm) |
| KD-842SB | 260 | Extension Panel With Hole - Black (L: 440mm) |
| KD-843LB | 260 | Extension Panel - Black (L: 1080mm) |
| KD-843MB | 260 | Extension Panel - Black (L: 825mm) |
| KD-843SB | 260 | Extension Panel - Black (L: 440mm) |
| KD-910P | 235 | Panel Holder |
| KD-935P | 233 | Polish Bicycle Fixture |
| KD-943P | 235 | Catalogue Shelf |
| KD-990P | 235 | L Bracket Shelf Holder |
| KD-A001 | 233 | Steel Hook For Tube Dia.40mm |
| KD-A002 | 233 | Steel Hook For Tube Dia.45mm |
| KD-A003 | 233 | Steel Faceout For Tube Dia.40mm |
| KD-A004 | 233 | Steel Faceout For Tube Dia.45mm |
| KD-A005 | 233 | Guitar Hanger For Tube Dia. 40mm |
| KD-A006 | 232 | Guitar Hanger For Tube Dia. 45mm |
| KD-B001 | 232 | Bubble Level Clamp Tube From 40mm To 50mm |
| KD-B002 | 232 | Bubble Level Clamp Tube From 25mm To 35mm |
| KD-B003 | 232 | Bubble Spirit Level W/ A Rubber Segregated Latch |
| KD-B126P | 232 | Kupole Base |
| KD-C01B | 260 | Curved Clamp For Super Joint - Black |
| KD-C01P | 260 | Curved Clamp For Super Joint - Silver |
| KD-C02B | 260 | 2 Ways Joint For Super Joint - Black |
| KD-C02P | 260 | 2 Ways Joint For Super Joint - Silver |
| KD-C03B | 260 | Joint With Screw For Super Joint - Black |
| KD-C03P | 260 | Joint With Screw For Super Joint - Silver |
| KD-C04B | 260 | Basic Joint For Super Joint - Black |
| KD-C04P | 260 | Basic Joint For Super Joint - Silver |
| KD-C06B | 260 | Y Connector - Black |
| KD-C06P | 260 | Y Connector - Silver |
| KD-C07P | 260 | Foot Adapter |
| KD-C08B | 260 | Caster Adapter - Black |
| KD-C08P | 260 | Caster Adapter - Silver |
| KD-C25P | 232 | 4 Pcs Per Pack (Size : 25mm to 35mm) |
| NEW KD-C26 | 232 | 4 Pcs Per Pack (Size : 18-26 Mm (Set of 4) |
| KD-C40P | 232 | 4 Pcs Per Pack (Size : 40mm to 50mm) |
| KD-C50P | 233 | Kupole Suspended Ceiling Adapter |
| KD-C55 | 70 | Cable Clip For Tube Size: 50 to 55mm |
| NEW KD-CF16P | 104 | Ceiling Clip W/ Female Socket |
| KD-CI38 | 115 | 3/8"-16 Male Threaded & Wing |
| KD-CM16P | 101 | Ceiling Clip W/ Male Adapter |
| KD-M01P | 232 | LCD Monitor Arm |
| KD-R46P | 232 | Kupole Ceiling Mount |
| KD-R47P | 232 | Kupole Floor Mount |
| KD-R48P | 232 | Kupole Disc Base |
| KD-T50P | 233 | Kupole Adapter For 5cm Pipe |
| KDC-2334-NK | 254 | Dinner Height Director Chair Height (34") |
| KDC-2346-NK | 254 | Bar Height Director Chair Height (46") |
| KFL-D20 | 253 | 20" Fiberglass Extension Ladder |
| KFL-T10 | 253 | 10" Fiberglass Ladder Double Sided |
| KFL-T12 | 253 | 12" Fiberglass Ladder Double Sided |
| KFL-T8 | 253 | 8" Fiberglass Ladder Double Sided |
| KGC-012R | 259 | Junior C-stand Grip Cart |
| KGC-020 | 259 | Senior C-stand Grip Cart |
| KGC-030 | 259 | Combo Stand Grip Cart |
| KGC-BSK01 | 259 | Steel Wire Mesh Basket |
| KH-06 | 64 | 6' X 6' Butterfly Frame |
| KH-06-SK | 66 | 6' X 6' Butterfly Textile Artificial Silk W/ Bag |
| KH-06-WT | 66 | 6' X 6' Butterfly Textile Wind Net W/ Bag |
| KH-08 | 64 | 8' X 8' Butterfly Frame |
| KH-08-SK | 66 | 8' X 8' Butterfly Textile Artificial Silk W/ Bag |
| KH-08-WT | 66 | 8' X 8' Butterfly Textile Wind Net W/ Bag |
| KH-12 | 64 | 12' X 12' Butterfly Frame |
| KH-12-SK | 66 | 12' X 12' Butterfly Textile Artificial Silk W/ Bag |
| KH-12-WT | 66 | 12' X 12' Butterfly Textile Wind Net W/ Bag |
| KH-20 | 64 | 20' X 20' Butterfly Frame |
| KH-20-SK | 66 | 20' X 20' Butterfly Textile Artificial Silk W/ Bag |
| KH-20-WT | 66 | 20' X 20' Butterfly Textile Wind Net With Bag |
| KH-55LB | 166 | KU Hand - Large Size |
| KH-55MB | 166 | KU Hand - Medium Size |
| KH-55XLB | 166 | KU Hand - Extra Large Size |
| KH-55XLB | 166 | KU Hand - Double XL Size |
| KH-B1824 | 61 | Wood Cucoloris (Cookie) Blinds-18"x24" |
| KH-B2436 | 61 | Wood Cucoloris (Cookie) Blinds-24"x36" |
| KH-C1824 | 61 | Wood Cucoloris (Cookie) Breakup-18"x24" |
| KH-C2436 | 61 | Wood Cucoloris (Cookie) Breakup-24"x36" |
| NEW KHM-112 | 187 | Hood Mount Plate Bracket Set For 1-1/2" Schedule 40(48.3mm) Pipe |
| NEW KHM-114 | 187 | Hood Mount Plate Bracket Set For 1-1/4" Schedule 40(42.4mm) Pipe |
| KHS-112 | 65 | Round Butterfly Frame For 1-1/2" Pipe Schedule 40 |
| KHS-C112 | 65 | Frame Connector 1-1/2" Schedule 40 (48.3mm) |
| KHS-E112 | 65 | Frame Ear For Pipe 1-1/2" Schedule 40 (48.3mm) |
| KHS-L112 | 65 | Frame Corner For Pipe 1-1/2" Schedule 40 (48.3mm) |

| Code | Page | Description |
|--------------|------|---|
| KHTN013 | 285 | 16A/ 3P / 229V (CEE Form), Cable Male Connector (B&B) |
| KHTN013-4 | 285 | 16A/ 3P / 229V CEE Connector |
| KHTN013-BK | 285 | 16A/ 3P CEE Connector All Black, Line Male |
| KHTN014 | 285 | 16A/ 4P/ Connector Line Male |
| KHTN023 | 285 | 32A/ 3P / 230V (CEE Form), Cable Male Connector |
| KHTN024 | 285 | 32A/ 4P / Cable Male |
| KHTN025 | 285 | 32A/ 5P/ Connector Line Male |
| KHTN213 | 285 | 16A/ 3P / 230V (CEE Form), Cable Female Connector (B&B) |
| KHTN213-4 | 285 | 16A/ 3P CEE Connector |
| KHTN213-BK | 285 | 16A/ 3P CEE Connector All Black, Line Female |
| KHTN214 | 285 | 16A/ 4P Connector Line Female |
| KHTN223 | 285 | 32A/ 3P / 230V (CEE Form), Cable Female Connector |
| KHTN224 | 285 | 32A/ 4P Cable Female |
| KHTN225 | 285 | 32A/ 5P Connector Line Female |
| KHTN413 | 286 | 16A/ 3P / 230V (CEE Form), Panel Female Socket (B&B) |
| KHTN414 | 286 | 16A/ 4P / 400V (CEE Form), Panel Female Socket (B&B) |
| KHTN415 | 286 | 16A/ 5P Connector |
| KHTN423 | 286 | 32A/ 3P Female Socket Cee |
| KHTN424 | 286 | 32A/ 4P Panel Female |
| KHTN425 | 286 | 32A/ 5P Panel Female |
| KHTN613 | 286 | 16A/ 3P Cee Connector Socket Male |
| KHTN623 | 286 | 32A/ 3P Cee Connector Panel Male, 230V / blue |
| KHTN624 | 286 | 32A/ 4P Panel Male |
| KHTN625 | 286 | 32A/ 5P Panel Male |
| KHTN725 | 285 | 32A/ 5P Connector |
| KL-150-BS | 278 | Retaining Pin |
| KL-150LFB | 279 | K-LOK 150A Single Pole Connector Line Female - Blue |
| KL-150LFBK | 279 | K-LOK 150A Single Pole Connector Line Female - Black |
| KL-150LFBN | 279 | K-LOK 150A Single Pole Connector Line Female - Brown |
| KL-150LFG | 279 | K-LOK 150A Single Pole Connector Line Female - Green |
| KL-150LFGY | 279 | K-LOK 150A Single Pole Connector Line Female - Gray |
| KL-150LFR | 279 | K-LOK 150A Single Pole Connector Line Female - Red |
| KL-150LFW | 279 | K-LOK 150A Single Pole Connector Line Female - White |
| KL-150LMB | 279 | K-LOK 150A Single Pole Connector Line Male - Blue |
| KL-150LMBK | 279 | K-LOK 150A Single Pole Connector Line Male - Black |
| KL-150LMBN | 279 | K-LOK 150A Single Pole Connector Line Male - Brown |
| KL-150LMG | 279 | K-LOK 150A Single Pole Connector Line Male - Green |
| KL-150LMGY | 279 | K-LOK 150A Single Pole Connector Line Male - Gray |
| KL-150LMR | 279 | K-LOK 150A Single Pole Connector Line Male - Red |
| KL-150LMW | 279 | K-LOK 150A Single Pole Connector Line Male - White |
| KL-150SFB | 279 | K-LOK 150A Single Pole Connector Panel Female - Blue |
| KL-150SFBK | 279 | K-LOK 150A Single Pole Connector Panel Female - Black |
| KL-150SFBN | 279 | K-LOK 150A Single Pole Connector Panel Female - Brown |
| KL-150SFG | 279 | K-LOK 150A Single Pole Connector Panel Female - Green |
| KL-150SFGY | 279 | K-LOK 150A Single Pole Connector Panel Female - Gray |
| KL-150SFR | 279 | K-LOK 150A Single Pole Connector Panel Female - Red |
| KL-150SFW | 279 | K-LOK 150A Single Pole Connector Panel Female - White |
| KL-150SMB | 279 | K-LOK 150A Single Pole Connector Panel Male - Blue |
| KL-150SMBK | 279 | K-LOK 150A Single Pole Connector Panel Male - Black |
| KL-150SMBN | 279 | K-LOK 150A Single Pole Connector Panel Male - Brown |
| KL-150SMG | 279 | K-LOK 150A Single Pole Connector Panel Male - Green |
| KL-150SMGY | 279 | K-LOK 150A Single Pole Connector Panel Male - Gray |
| KL-150SMR | 279 | K-LOK 150A Single Pole Connector Panel Male - Red |
| KL-150SMW | 279 | K-LOK 150A Single Pole Connector Panel Male - White |
| KL-400-BS | 274 | Retaining Pin |
| KL-400LFB | 275 | K-LOK 400AMP Female Plug - Blue |
| KL-400LFBK | 275 | K-LOK 400AMP Female Plug - Black |
| KL-400LFBN | 275 | K-LOK 400AMP Female Plug - Brown |
| KL-400LFG | 275 | K-LOK 400AMP Female Plug - Green |
| KL-400LFGY | 275 | K-LOK 400AMP Female Plug - Grey |
| KL-400LFR | 275 | K-LOK 400AMP Female Plug - Red |
| KL-400LFW | 275 | K-LOK 400AMP Female Plug - White |
| KL-400LMB | 275 | K-LOK 400AMP Male Plug - Blue |
| KL-400LMBK | 275 | K-LOK 400AMP Male Plug - Black |
| KL-400LMBN | 275 | K-LOK 400AMP Male Plug - Brown |
| KL-400LMG | 275 | K-LOK 400AMP Male Plug - Green |
| KL-400LMGY | 275 | K-LOK 400AMP Male Plug - Grey |
| KL-400LMR | 275 | K-LOK 400AMP Male Plug - Red |
| KL-400LMW | 275 | K-LOK 400AMP Male Plug - White |
| KL-400MFBK | 277 | 400A Single Pole Tapping Connector - Black |
| KL-400MFFB | 277 | 400A Single Pole Tapping Connector - Blue |
| KL-400MFFG | 277 | 400A Single Pole Tapping Connector - Green |
| KL-400MFFR | 277 | 400A Single Pole Tapping Connector - Red |
| KL-400MFFW | 277 | 400A Single Pole Tapping Connector - White |
| KL-400MM3FB | 277 | 400A Single Pole Molded Three-Fer - Blue |
| KL-400MM3FBK | 277 | 400A Single Pole Molded Three-Fer - Black |
| KL-400MM3FG | 277 | 400A Single Pole Molded Three-Fer - Green |
| KL-400MM3FR | 277 | 400A Single Pole Molded Three-Fer - Red |
| KL-400MM3FW | 277 | 400A Single Pole Molded Three-Fer - White |
| KL-400SFB | 275 | K-LOK 400AMP Female Receptacle - Blue |
| KL-400SFBK | 275 | K-LOK 400AMP Female Receptacle - Black |
| KL-400SFBN | 275 | K-LOK 400AMP Female Receptacle - Brown |
| KL-400SFG | 275 | K-LOK 400AMP Female Receptacle - Green |
| KL-400SFGY | 275 | K-LOK 400AMP Female Receptacle - Grey |
| KL-400SFR | 275 | K-LOK 400AMP Female Receptacle - Red |
| KL-400SFW | 275 | K-LOK 400AMP Female Receptacle - White |
| KL-400SMB | 275 | K-LOK 400AMP Male Receptacle - Blue |
| KL-400SMBK | 275 | K-LOK 400AMP Male Receptacle - Black |
| KL-400SMBN | 275 | K-LOK 400AMP Male Receptacle - Brown |
| KL-400SMG | 275 | K-LOK 400AMP Male Receptacle - Green |
| KL-400SMGY | 275 | K-LOK 400AMP Male Receptacle - Grey |
| KL-400SMR | 275 | K-LOK 400AMP Male Receptacle - Red |
| KL-400SMW | 275 | K-LOK 400AMP Male Receptacle - White |
| KL-400SSFB | 276 | Receptacle Female Double Set Screw - Blue |
| KL-400SSFBK | 276 | Receptacle Female Double Set Screw - Black |

| Code | Page | Description |
|-------------|------|---|
| KL-4005SFG | 276 | Receptace Female Double Set Screw - Green |
| KL-4005SFR | 276 | Receptace Female Double Set Screw - Red |
| KL-4005SFW | 276 | Receptace Female Double Set Screw - White |
| KL-4005SMB | 276 | Receptace Male Double Set Screw - Blue |
| KL-4005SMBK | 276 | Receptace Male Double Set Screw - Black |
| KL-4005SMG | 276 | Receptace Male Double Set Screw - Green |
| KL-4005SMR | 276 | Receptace Male Double Set Screw - Red |
| KL-4005SMW | 276 | Receptace Male Double Set Screw - White |
| KL-DCB | 276 | K-LOK Dust Cover - Blue |
| KL-DCB2 | 276 | K-LOK Dust Cover - Blue 150A |
| KL-DCBK | 276 | K-LOK Dust Cover - Black |
| KL-DCBK2 | 276 | K-LOK Dust Cover - Brown 150A |
| KL-DCBN | 276 | K-LOK Dust Cover - Brown |
| KL-DCBN2 | 276 | K-LOK Dust Cover - Black 150A |
| KL-DCG | 276 | K-LOK Dust Cover - Green |
| KL-DCG2 | 276 | K-LOK Dust Cover - Green 150A |
| KL-DCGY | 276 | K-LOK Dust Cover - Gray |
| KL-DCGY2 | 276 | K-LOK Dust Cover - Gray 150A |
| KL-DCR | 276 | K-LOK Dust Cover - Red |
| KL-DCR2 | 276 | K-LOK Dust Cover - Red 150A |
| KL-DCT | 276 | Transparent Dust Cover For 400A |
| KL-DCW | 276 | K-LOK Dust Cover - White |
| KL-DCW2 | 276 | K-LOK Dust Cover - White 150A |
| KLHB-0103 | 222 | Short Lightweight Telescopic Hanger Baby Pin 1.5-3 Feet |
| KLHB-0204 | 222 | Medium Lightweight Telescopic Hanger Baby Pin 3-6 Feet |
| KLHB-0306 | 222 | Long Lightweight Telescopic Hanger Baby Pin 3-6 Feet |
| KLHS-0103 | 222 | Short Lightweight Telescopic Hanger Stirrup Head 1.5-3 Feet |
| KLHS-0204 | 222 | Medium Lightweight Telescopic Hanger Stirrup Head 2-4 Feet |
| KLHS-0306 | 222 | Long Lightweight Telescopic Hanger Stirrup Head 3-6 Feet |
| KP-DS01 | 231 | Background Paper Drive Set |
| KP-KS01 | 231 | Single Hook (2 Pcs / Set) |
| KP-KS02 | 231 | Triple Hooks (2 Pcs / Set) |
| KP-KS03B | 231 | Plastic Chian 3.5m (l) - Black |
| KP-KS03BL | 231 | Plastic Chian 3.5m (l) - Blue |
| KP-KS03MT | 231 | Metal Chain W/ Chain Weight |
| KP-KS03O | 231 | Plastic Chian 3.5m (l) - Orange |
| KP-KS03W | 231 | Plastic Chian 3.5m (l) - White |
| KP-KS04 | 231 | Chain Weight |
| KP-KS05 | 234 | Background Baby Hook |
| KP-KS06 | 234 | 1/4"-20 Thread 3/8" Stud For Stand Top |
| KP-L2137BD | 230 | Kupole Extends From 210cm (82.7") To 370cm (145") - Black |
| KP-L2137PD | 230 | Kupole Extends From 210cm (82.7") To 370cm (145") - Silver |
| KP-M1527BD | 230 | Kupole Extends From 150cm (59") To 270cm (106.3") - Black |
| KP-M1527PD | 230 | Kupole Extends From 150cm (59") To 270cm (106.3") - Silver |
| KP-S1017BD | 230 | Kupole Extends From 100cm (39.40") To 170cm (66.90") - Black |
| KP-S1017PD | 230 | Kupole Extends From 100cm (39.40") To 170cm (66.90") - Silver |
| KP-SP01 | 233 | White Rubber Pad |
| KP-SP02 | 233 | White Top Rubber Cover |
| KP-SP03 | 233 | White Bottom Rubber Cover |
| KP-SP04 | 233 | Black Top Rubber Cover |
| KP-SP05 | 233 | Black Bottom Rubber Cover |
| KP-X15B | 230 | Extension Tube (1.5m) - Black |
| KP-X15P | 230 | Extension Tube (1.5m) - Silver |
| KP-X20B | 230 | Extension Tube (2.0m) - Black |
| KP-X20P | 230 | Extension Tube (2.0m) - Silver |
| KP-X245P | 231 | Aluminum Tube For Paper Roll |
| KPC-101 | 197 | Pipe Clamp For Tube 48mm, Short Tee -silver |
| KPC-101B | 197 | Pipe Clamp For Tube 48mm, Short Tee-black |
| KPC-104 | 197 | Pipe Clamp For Tube 48mm, Long Tee -silver |
| KPC-104B | 197 | Pipe Clamp For Tube 48mm, Long Tee - Black |
| KPC-116 | 197 | Pipe Clamp For Tube 48mm, Corner - Silver |
| KPC-116B | 197 | Pipe Clamp For Tube 48mm, Corner - Black |
| KPC-119 | 197 | Pipe Clamp For Tube 48mm, Two Socket Cross -silver |
| KPC-119B | 197 | Pipe Clamp For Tube 48mm, Two Socket Cross - Black |
| KPC-125 | 197 | Pipe Clamp For Tube 49mm, 90 Degree Elbow - Silver |
| KPC-125B | 197 | Pipe Clamp For Tube 49mm, 90 Degree Elbow - Black |
| KPC-128 | 197 | Pipe Clamp For Tube 48mm, 3 Way 90 Degree - Silver |
| KPC-128B | 197 | Pipe Clamp For Tube 48mm, 3 Way 90 Degree - Black |
| KPC-129 | 197 | Pipe Clamp For Tube 48mm, Adjustable Short - Silver |
| KPC-129B | 197 | Pipe Clamp For Tube 48mm, Adjustable Short-black |
| KPC-131 | 197 | Pipe Clamp For Tube 48mm, Base Flange - Silver |
| KPC-131B | 197 | Pipe Clamp For Tube 48mm, Base Flange - Black |
| KPC-132 | 197 | Pipe Clamp For Tube 48mm, Railing Base -silver |
| KPC-132B | 197 | Pipe Clamp For Tube 48mm, Railing Base - Black |
| KPC-135 | 198 | Pipe Clamp For Tube 48mm, Clamp On Tee - Silver |
| KPC-135B | 198 | Pipe Clamp For Tube 48mm, Clamp On Tee - Black |
| KPC-138 | 198 | Pipe Clamp For Tube 48mm, Gate Eye - Silver |
| KPC-138B | 198 | Pipe Clamp For Tube 48mm, Gate Eye - Black |
| KPC-140 | 198 | Pipe Clamp For Tube 48mm, Gate Hinge - Silver |
| KPC-140B | 198 | Pipe Clamp For Tube 48mm, Gate Hinge - Black |
| KPC-143 | 198 | Pipe Clamp For Tube 48mm, Handrail Bracket - Silver |
| KPC-143B | 198 | Pipe Clamp For Tube 48mm, Handrail Bracket - Black |
| KPC-144 | 198 | Pipe Clamp For Tube 48mm, Railing Side - Silver |
| KPC-144B | 198 | Pipe Clamp For Tube 48mm, Railing Side - Black |
| KPC-146 | 198 | Pipe Clamp For Tube 48mm, Side Palm Fixing - Silver |
| KPC-146B | 198 | Pipe Clamp For Tube 48mm, Side Palm Fixing - Black |
| KPC-147 | 198 | pipe Clamp For Tube 48mm, Swivel Tee - Silver |
| KPC-147B | 198 | Pipe Clamp For Tube 48mm, Swivel Tee - Black |
| KPC-148 | 198 | Pipe Clamp For Tube 48mm, Short Tee Swivel - Silver |
| KPC-148B | 198 | Pipe Clamp For Tube 48mm, Short Tee Swivel - Black |
| KPC-149 | 198 | Pipe Clamp For Tube 48mm, Sleeve Joint - Silver |
| KPC-149B | 198 | Pipe Clamp For Tube 48mm, Sleeve Joint - Black |
| KPC-158 | 198 | Pipe Clamp For Tube 48mm, 4 Way Cross - Silver |
| KPC-158B | 198 | Pipe Clamp For Tube 48mm, 4 Way Cross - Black |
| KPC-160 | 199 | Pipe Clamp For Tube 48mm, Clamp On Crossover - Silver |

| Code | Page | Description |
|--------------|------|---|
| KPC-160B | 199 | Pipe Clamp For Tube 48mm, Clamp On Crossover - Black |
| KPC-161 | 199 | Pipe Clamp For Tube 48mm, 90 Degree Crossover - Silver |
| KPC-161B | 199 | Pipe Clamp For Tube 48mm, 90 Degree Crossover - Black |
| KPC-165 | 199 | Pipe Clamp For Tube 48mm, Combination Socket - Silver |
| KPC-165B | 199 | Pipe Clamp For Tube 48mm, Combination Socket - Black |
| KPC-167 | 199 | Pipe Clamp For Tube 48mm, Double Swivel - Silver |
| KPC-167B | 199 | Pipe Clamp For Tube 48mm, Double Swivel - Black |
| KPC-168 | 199 | Pipe Clamp For Tube 48mm, 90 Degree Corner - Silver |
| KPC-168B | 199 | Pipe Clamp For Tube 48mm, 90 Degree Corner - Black |
| KPC-169 | 199 | Pipe Clamp For Tube 48mm, Swivel Base - Silver |
| KPC-169B | 199 | Pipe Clamp For Tube 48mm, Swivel Base - Black |
| KPC-173 | 199 | Pipe Clamp For Tube 48mm, Single Swivel - Silver |
| KPC-173B | 199 | Pipe Clamp For Tube 48mm, Single Swivel - Black |
| KPC-176 | 199 | Pipe Clamp For Tube 48mm, Side Outlet Tee - Silver |
| KPC-176B | 199 | Pipe Clamp For Tube 48mm, Side Outlet Tee - Black |
| KPC-179 | 199 | Pipe Clamp For Tube 48mm, Locking Collar - Silver |
| KPC-179B | 199 | Pipe Clamp For Tube 48mm, Locking Collar - Black |
| KPC-198 | 199 | Pipe Clamp For Tube 48mm, Double Side Fixing - Silver |
| KPC-198B | 199 | Pipe Clamp For Tube 48mm, Double Side Fixing - Black |
| KPC-A1203 | 200 | 90 Degree Alu-magnesium Alloy For Tube 48.3mm (1.90") |
| KPC-A1203AE | 200 | Adjustable Elbow Alu-magnesium Alloy For Tube 48.3 Mm (1.90") |
| KPC-A1205 | 200 | Long Tee Alu-magnesium Alloy For Tube 48.3mm (1.9") |
| KPC-A1205E | 200 | Short Tee Alu-magnesium Alloy For Tube 48.3mm (1.9") |
| KPC-A1207E | 200 | Two Socket Cross Alu-magnesium Alloy For Tube 48.3mm (1.9") |
| KPC-A1209 | 200 | 3-Way 90 Degree Alu-magnesium Alloy For Tube 48.3mm (1.9") |
| KPC-A1211E | 201 | Corner Alu-magnesium Alloy For Tube 48.3mm (1.9") |
| KPC-A1212 | 201 | 90 Degree Crossover Alu-magnesium Alloy For Tube 48.3mm (1.9") |
| KPC-A1217ADJ | 201 | Swivel Elbowtee Alu-magnesium Alloy For Tube 48.3mm (1.9") |
| KPC-A1217E | 201 | Adjustable Elbow Or Tee Alu-magnesium Alloy For Tube 48.3mm (1.9") |
| KPC-A1217M | 201 | Male Tabc Of Swivel Alu-magnesium Alloy For Tube 48.3mm (1.9") |
| KPC-A1219E | 201 | Double Swivel Combination Alu-magnesium Alloy For Tube 48.3mm (1.9") |
| KPC-A1230C | 201 | Short Tee Swivel Alu-magnesium Alloy For Tube 48.3mm (1.9") |
| KPC-A1242 | 202 | Round Base Flange Alu-magnesium Alloy For Tube 48.3mm (1.9") |
| KPC-A1246 | 202 | Railing Base Flange Alu-magnesium Alloy For Tube 48.3mm (1.9") |
| KPC-A1246ADJ | 202 | Adjustable Flange Alu-magnesium Alloy For Tube 48.3mm (1.9") |
| KPC-A1250 | 202 | Side Palm Fixing Alu-magnesium Alloy For Tube 48.3mm (1.9") |
| KPC-A1262 | 202 | Plug Alu-magnesium Alloy For Tube 48.3mm (1.9") |
| KPC-A1270 | 202 | Sleeve Joint Alu-magnesium Alloy For Tube 48.3mm (1.9") |
| KPC-A1282A | 202 | Handrail Bracket Alu-magnesium Alloy For Tube 48.3mm (1.9") |
| KPC-A1403 | 200 | 90 Degree Alu-magnesium Alloy For Tube 42.4mm (1.66") |
| KPC-A1403AE | 200 | Adjustable Elbow Alu-magnesium Alloy For Tube 42.4mm (1.66") |
| KPC-A1405 | 200 | Long Tee Alu-magnesium Alloy For Tube 42.4mm (1.66") |
| KPC-A1405E | 200 | Short Tee Alu-magnesium Alloy For Tube 42.4mm (1.66") |
| KPC-A1407E | 200 | Two Socket Cross Alu-magnesium Alloy For Tube 42.4mm (1.66") |
| KPC-A1409 | 200 | 3-Way 90 Degree Alu-magnesium Alloy For Tube 42.4mm (1.66") |
| KPC-A1411E | 201 | Corner Alu-magnesium Alloy For Tube 42.4mm (1.66") |
| KPC-A1412 | 201 | 90 Degree Crossover Alu-magnesium Alloy For Tube 42.4mm (1.66") |
| KPC-A1417ADJ | 201 | Swivel Elbowtee Alu-magnesium Alloy For Tube 42.4mm (1.66") |
| KPC-A1417E | 201 | Adjustable Elbow Or Tee Alu-magnesium Alloy For Tube 42.4mm (1.66") |
| KPC-A1417M | 201 | Male Tabc Of Swivel Alu-magnesium Alloy For Tube 42.4mm (1.66") |
| KPC-A1419E | 201 | Double Swivel Combination Alu-magnesium Alloy For Tube 42.4mm (1.66") |
| KPC-A1430C | 201 | Short Tee Swivel Alu-magnesium Alloy For Tube 42.4mm (1.66") |
| KPC-A1442 | 202 | Round Base Flange Alu-magnesium Alloy For Tube 42.4mm (1.66") |
| KPC-A1446 | 202 | Railing Base Flange Alu-magnesium Alloy For Tube 42.4mm (1.66") |
| KPC-A1446ADJ | 202 | Adjustable Flange Alu-magnesium Alloy For Tube 42.4mm (1.66") |
| KPC-A1450 | 202 | Side Palm Fixing Alu-magnesium Alloy For Tube 42.4mm (1.66") |
| KPC-A1462 | 202 | Plug Alu-magnesium Alloy For Tube 42.4mm (1.66") |
| KPC-A1470 | 202 | Sleeve Joint Alu-magnesium Alloy For Tube 42.4mm (1.66") |
| KPC-C10 | 202 | Pipe Clamp Caster Adapter W/ M10 Female Threaded |
| KPC-C11 | 202 | Pipe Clamp Caster Adapter W/ Holes On 10x11.4(cm) Plate |
| KPC-C12 | 202 | pipe Clamp Caster Adapter W/ M12 Female Threaded |
| KPC-C12D | 202 | Cross For 1-1/2" Schedule 40 (48.3mm) Pipe |
| KPC-C38 | 202 | pipe Clamp Caster Adapter W/ 3/8"-16 Female Threaded |
| KS-001 | 192 | 3/8" Snap In Pin |
| KS-002 | 95 | 1/2" Snap In Pin |
| KS-003 | 95 | 5/8" Snap In Pin |
| KS-004 | 95 | M12 X 30 Stud |
| KS-005 | 95 | M10 X 25 Stud |
| KS-006 | 95 | M12 X 35 Threaded Socket |
| KS-007 | 95 | M10 X 30 Threaded Socket |
| KS-008 | 95 | Joining Stud / Swivel |
| KS-009 | 95 | 150mm Extension |
| KS-010 | 95 | Offset Arm |
| KS-011 | 95 | 100mm Square Mounting Plate |
| KS-012 | 96 | Swivel U Hook |
| KS-013 | 95 | Dia. 17m Spigot W/ Washer And Lock Nut For C-05 Family |
| KS-013F | 103 | 17mm Spigot, Chrome-plated 3/8" Female Threaded |
| KS-013FS | 103 | 17mm Spigot, Chrome-plated 3/8" Female Threaded |
| KS-014 | 103 | Camera Stud With 3/8" And 1/4" Thread |
| KS-014R | 96 | Camera Stud With 3/8" And 1/4" Thread Round Shape |
| KS-015 | 100 | Double Female Thread Camera Stud |
| KS-015R | 96 | Double Female Thread Camera Stud Round Shape |
| KS-016 | 100 | 90/45 Joining Stud |
| KS-017 | 100 | Universal 16mm Light Stud |
| KS-0175B | 100 | Steel Universal Adapter Spigot |
| KS-018 | 100 | 16mm Stud W/ M10 Thread |
| KS-018H | 100 | Hex 16mm Stud W/ M10 Thread |
| KS-019 | 96 | Swivel Extension Arm W/ 5/8" Socket |
| KS-020 | 97 | 5/8" Compact Alu. Snap In Pin - Silver |
| KS-020B | 96 | 5/8" Compact Alu. Snap In Pin - Black |
| KS-022 | 96 | Grip Arm Pin |
| KS-023 | 102 | 3/8" Head Mounting Palte W/ 5/8" Stud |
| KS-023H | 96 | 3/8" Head Mounting Plate W/ 5/8" Hex Stud |
| KS-024 | 103 | 1/4" Head Mounting Plate W/ 5/8" |
| KS-025 | 103 | Camera Stud 3/8"-16 Thread |

NEW



| Code | Page | Description |
|--------------|------|--|
| KS-026 | 96 | Camera Stud 1/4"-20 Thread |
| KS-027 | 101 | 16mm Male Adapter |
| KS-030 | 107 | 28mm Pin W/ M10 Thread |
| KS-031 | 97 | Snap In Right Angle Pin |
| KS-032 | 107 | 28mm Pin W/ M12 Thread |
| KS-034 | 107 | 28mm Stud W/ M10 Bolt |
| KS-034-T | 107 | 28mm Stud W/ 1/2"-13 Bolt |
| KS-037 | 101 | 16mm Male Adapter-3/8" |
| KS-038 | 96 | Hex Adapter W/ 3/8"-16f & 3/8"-16m |
| KS-038DR | 112 | Dot Receiver |
| KS-039 | 139 | Adjustable Cold Shoe Mount |
| KS-040 | 107 | 28mm Pin W/ M10 Thread & Plate |
| KS-0406 | 177 | Hex Cheese Plate For 6" Suction Cup |
| KS-041 | 139 | Hot Shoe Adapter 3/8"-1/4" W Barrel Adapter |
| KS-0412BK | 68 | Stand Leg Protector (set For 3) Length: 12cm, Width: 4cm - Black |
| KS-0412BL | 68 | Stand Leg Protector (set For 3) Length: 12cm, Width: 4cm - Blue |
| KS-0412G | 68 | Stand Leg Protector (set For 3) Length: 12cm, Width: 4cm - Green |
| KS-0412OG | 68 | Stand Leg Protector (set For 3) Length: 12cm, Width: 4cm - Orange |
| KS-0412PK | 68 | Stand Leg Protector (set For 3) Length: 12cm, Width: 4cm - Pink |
| KS-0412R | 68 | Stand Leg Protector (set For 3) Length: 12cm, Width: 4cm - Red |
| KS-042 | 107 | 28mm Pin W/ M12 Thread & Plate |
| KS-043 | 90 | Right Angle Baby Wall Plate |
| KS-044 | 90 | 9" Baby Wall Plate |
| KS-045 | 90 | 6" Baby Wall Plate |
| KS-046 | 90 | 3" Baby Wall Plate |
| KS-047 | 90 | Baby Receiver Wall Plate |
| KS-048 | 90 | Junior Wall Plate |
| KS-049R | 114 | Scraper |
| KS-050 | 112 | Flag Holder |
| KS-051 | 112 | 1/4" Female + 1/4" Adapter Spigot |
| KS-052 | 112 | Adapter For Female Thread 3/8"-16 To Male Thread 1/4"-20 |
| NEW KS-052ST | 112 | Stainless Steel Adapter Female Thread 3/8"-16 To Male Thread 1/4"-20 |
| KS-053 | 112 | Adapter For Thread 3/8"-16 To 1/4"-20 (Set For 5 Pcs) |
| KS-054 | 112 | 3/8" + 1/4" Adapter Spigot |
| KS-055 | 80 | Junior Multi Header |
| KS-056 | 80 | 6 Lantern T Bar |
| KS-057 | 90 | Offset Baby Wall Plate |
| KS-058 | 79 | Baby Offset Arm |
| KS-059 | 79 | Junior Offset Arm |
| KS-060 | 104 | 16mm Socket W/ 1/4" Thread |
| KS-0606L | 189 | L-Cheese-plate 6"(15.2cm)x 6"(15.2cm) W/ 3/8" Hole |
| KS-061 | 117 | 1/4"-20 D-ring Screws (5-pack) |
| KS-062 | 104 | 16mm Socket W/ 3/8" Thread |
| KS-063 | 112 | 3/8"-16m To 1/4"-20" Adapter |
| KS-064 | 113 | Female 1/4"-20 To Male 3/8" Thread Adapter W/ 1.18" Flange |
| KS-065 | 121 | Metal Quick Release Gopro Tripod Mount |
| KS-066 | 80 | Baby Triple Header |
| KS-067 | 113 | 3/8" Female To 5/8"-27 Male Screw Micropho Adapter |
| KS-068 | 113 | Knurled Round Knob W/ 1/4"-20 Female Threaded Hole: Dia. 45mm |
| KS-069 | 121 | Metal Gopro Tripo Mount |
| KS-070 | 105 | Double Female Adapter - 5/8" |
| KS-071 | 105 | Double Baby Receiver Adapter |
| KS-073 | 100 | Adapter Stud 3/8"-16f & 1/4"-20M |
| KS-074 | 102 | Long Double Stud - 5/8" |
| KS-075 | 100 | Adapter Stud To 3/8"-16 Thread |
| KS-076 | 101 | 5/8" Stud W/ 1/4"-20" Female Thread |
| KS-077 | 102 | Baby Pin W/ 1/4"-20 Male, Threaded Bolt |
| KS-078 | 102 | Baby Pin W/ 3/8"-16 Male, Threaded Bolt |
| KS-079 | 104 | Baby Light Adapter For Elinchrom |
| KS-080 | 107 | Ball Race M10 Stud |
| KS-081 | 132 | Quick Release Adapter 1/4"-20 Male Threaded (top Mount) |
| KS-082 | 107 | Ball Race M12 Stud |
| KS-083 | 132 | Quick Release Adapter 1/8"-16 Male Threaded (top Mount) |
| KS-084 | 132 | Quick Release Adapter 1/4"-20 Male Threaded (body) |
| KS-085 | 132 | Quick Release Adapter 1/4"-20 Male To Female |
| KS-086 | 132 | Quick Release Adapter 5/8" W/ 1/4 Male Threaded (top Mount) |
| KS-087 | 132 | Quick Release Adapter 5/8"-27 Male Threaded (top Mount) |
| KS-088 | 247 | Monitor Arm W/ Hex Baby Pin |
| KS-089 | 210 | 28mm Receiver Spigot - Silver |
| KS-089B | 210 | 28mm Receiver Spigot - Black |
| KS-090 | 105 | Yoke To Stand Adapter 28mm Stud 16mm Socket |
| KS-091 | 237 | 5/8" Light Stud For 4 Way Clamp |
| KS-092 | 237 | 5/8" Male Adapter For 4 Way Clamp |
| KS-093 | 237 | 5/8" Female Adapter For 4 Way Clamp |
| KS-094 | 237 | Snap In Right Angle Pin For 4 Way Clamp |
| KS-095 | 237 | U Hook For 3 Way & 4 Way Clamp |
| KS-096 | 101 | 5/8" Stud W/ 3/8"-16 Female Thread |
| KS-097 | 106 | Baby Ball Head Adapter W/ 3/8" Tap |
| KS-097LB | 106 | Baby Ball Head Adapter W/ 3/8" Tap 78mm Long |
| KS-098 | 104 | Adapter Stud 5/8" Receiver To 5/8" Stud |
| KS-099 | 98 | Bracket W/ Hex Stud For Vagabond |
| KS-100 | 241 | Bagua Multiflash Bracket |
| KS-100EA | 241 | Extension Flash Adapter |
| KS-101 | 110 | Umbrella Swivel Bracket |
| KS-1010M | 188 | Cheese Plate 10"x10"x12" W/ A Mitchell Insert |
| KS-1014M | 188 | Cheese Plate 10"x14"x12" W/ A Mitchell Insert |
| KS-1016C | 189 | L-cheese-plate 10"(25.4cm)x 16"(40.6 Cm) W/ 3/8" Hole |
| KS-101RP | 111 | Rolypoly Counterbalanced Umbrella Swivel Bracket |
| KS-102 | 110 | Swiveling Umbrella Adapter |
| KS-103 | 110 | Versatile Swiveling Adapter |
| KS-104 | 110 | Versatile Swiveling Adapter W/ KS-CB01 |
| KS-105 | 110 | Versatile Swivel Adapter W/ Quick Release Camera Plate |
| KS-107 | 101 | Detachable Anti-spin 5/8" (16mm) Baby Pin |
| KS-109 | 241 | Folding Flash Bracket W/ A 5/8"(16mm) Adapter |
| KS-111 | 185 | 5/8"(16mm) Adapter For 3/8" F TO 3/8" M |

| Code | Page | Description |
|-------------|------|--|
| KS-113 | 103 | 17mm Spigot W/ 1/4"-20 Male Thread |
| KS-114 | 118 | 1/4"-20 Thread Screw W/ 1" Long |
| KS-115 | 102 | Double End Spigot With 5/8" Stud And 1/4"-20 Threads |
| KS-116 | 106 | Baby Receiver W 1/4"-20 Mable Thread |
| KS-117 | 106 | Baby Receiver W/ 1/4"-20 Female Thread |
| KS-118B | 258 | Stand Hanger - Black |
| KS-118BG | 258 | Stand Hanger For Heavy Duty Stand |
| KS-118BT | 258 | Stand Hanger For Lightweight Stand |
| KS-118BV | 258 | Stand Hanger For Medium Size Stand |
| KS-119B | 258 | C Stand Door Rack |
| KS-120 | 113 | Round Plate W/ 1/4"-20 Thread Hole Dia. 25mm |
| KS-121 | 261 | 12" China Ball Bracket W/ E27 Socket |
| KS-1212 | 188 | 12"x12" Square Cheese Plate (Aluminum) |
| KS-1212M | 188 | Cheese Plate 14"x14"x12" W/ A Mitchell Insert |
| KS-121PL | 261 | 12" Paper Lantern (Set For 5) |
| KS-122 | 113 | Round Plate W/1/4"-20 Thread Hole Dia.59mm |
| KS-123 | 113 | 3/8" - 1/4" Adapter |
| KS-124 | 121 | Metal Gopro Tripo Mount W/1/4"-20 Male Thread |
| KS-125 | 117 | Plastic Lobe Knob With Rubber Cover: Dia.76 Mm: M10x12.6 |
| KS-126 | 106 | 5/8" Baby Socket W/knob |
| KS-127 | 114 | Recessed Light Socket Adapter (e27) To 5/8" Baby Pin |
| KS-128 | 112 | 3/8"M-3/8" Adapter Spigot |
| KS-129 | 102 | 5/8" Stud W/ 3/8"-16 (2.54cm Length) Female-3/8" Female W/ 3/8"screw |
| KS-130 | 96 | Hex Adapter W/ 3/8"-16f & 1/4"-20m |
| KS-131 | 121 | Gopro Tripod Mount W/ 1" Coupler |
| KS-133 | 121 | Gopro Tripod Mount W/ Ball Head Adapter |
| KS-134 | 121 | Gopro Tripod Mount W/ Cold Shoe Dapter |
| KS-135 | 117 | 1/4"-20 D-ring Screws (98mm Shaft Length) |
| KS-136 | 121 | Gopro Tripod Mount W Baby Receiver |
| KS-137 | 121 | Gopro Tripod Mount W Baby Pin |
| KS-138 | 118 | 3/8"-16 Thread Screw W/1" Long (Set For 5) |
| KS-139 | 113 | 3/8"-16m To 5/8"-27 Threa Adapter For Microphone |
| KS-140 | 115 | Adapter W/ Cold Shoe For 5/8"-27 Male Thread |
| KS-141 | 113 | 1/4" Male To 1/4" Female Screw For Tripod Camera Flash |
| KS-142 | 117 | 1/4" Camera Mounting Screw W/ Spring Hook |
| KS-143 | 115 | Cold Shoe Mount W/ 1/4" Thread Screw |
| KS-144 | 104 | 5/8" Baby Receiver To 3/8" Dia Stud |
| KS-145 | 90 | Baby Cheater Wall Plate (Cheater Plate) |
| KS-146 | 105 | Right Angle Baby Adaptor |
| KS-147 | 105 | 5/8" Receiver To Cheater Baby Pin (Cheater Adapter) |
| KS-148 | 105 | 3 Way 5/8" Baby Pin Adapter |
| KS-149 | 102 | Baby Pin W/ 1/4"-20 Male Thread |
| KS-150 | 116 | 3/8"-16 Camera Screw |
| KS-151 | 103 | Double Stud 16 To 17mm Adapter |
| KS-152 | 104 | Profoto Stand Adapter Plus 16mm (5/8") |
| KS-153 | 116 | 3/8"-16-14x13 Camera Screw W/ Flat Head & Slotted Drive |
| KS-154 | 115 | Freely Toad Male Mount |
| KS-155 | 145 | Eye Bolt 3/8"-16 X 14mm |
| KS-155L | 145 | Ring Bolt 3/8"-16 X 20mm Stainless Steel, Long Thread |
| NEW KS-156 | 145 | Rotable Ring Bolt 3/8"-16 X 14mm |
| KS-157 | 146 | Quick Release Frog Locking Carabiner |
| KS-158B | 79 | Baby Adjustable Offset Arm - Black |
| KS-159B | 79 | Junior Adjustable Offset Arm -20 Male Threaded (top Mount) |
| KS-160BK | 168 | Sausage Camera Marker 6" - Black |
| KS-160BL | 168 | Sausage Camera Marker 6" - Blue |
| KS-160G | 168 | Sausage Camera Marker 6" - Green |
| KS-160P | 168 | Sausage Camera Marker 6" - Purple |
| KS-160R | 168 | Sausage Camera Marker 6" - Red |
| KS-160W | 168 | Sausage Camera Marker 6" - White |
| KS-160Y | 168 | Sausage Camera Marker 6" - Yellow |
| KS-161 | 44 | Universal Track End |
| KS-162 | 104 | 3-Way Mount Baby Adapter 5/8" Female To 3/8"-20 Male |
| KS-163 | 113 | Round Knob W/ 3/8"-16 Female Thread |
| KS-164B | 78 | Panel Offset Arm |
| KS-165 | 116 | 1/4"-20-14x17 Camera Screw W/ Flat Head & Slotted Drive |
| KS-166 | 105 | Pipe Spinning Gag For 5/8"(16mm) Pipe |
| KS-167 | 116 | 1/4"-20 Camera Screw |
| KS-168BK | 168 | Camera T Marker 6"x8" - Black |
| KS-168BL | 168 | Camera T Marker 6"x8" - Blue |
| KS-168G | 168 | Camera T Marker 6"x8" - Green |
| KS-168P | 168 | Camera T Marker 6"x8" - Purple |
| KS-168R | 168 | Camera T Marker 6"x8" - Red |
| KS-168W | 168 | Camera T Marker 6"x8" - White |
| KS-168Y | 168 | Camera T Marker 6"x8" - Yellow |
| KS-169 | 55 | Spring Type Safety Pin |
| KS-170 | 117 | Screw Knob Set |
| KS-171 | 118 | 1/4"-20 Hex Scket Cap Screw Set |
| KS-172 | 118 | 3/8"-16 & 1/4"-20 Screw Set |
| KS-173 | 118 | 1/4"-20 Set Screw |
| KS-174 | 118 | 3/8"-16 Screw Set |
| KS-175 | 118 | 1/4"-20 Screw & Nut |
| KS-176 | 118 | Nylon Locking Nut For 1/4"-20 |
| KS-177 | 118 | Nylon Locking Nut For 3/8"-16 |
| KS-178 | 119 | 3/8"-16 Stainless Steel Screw Set |
| KS-181 | 261 | 18" China Ball Bracket W/ E27 Socket |
| KS-181PL | 261 | 18" Paper Lantern (Set For 5) |
| KS-182 | 261 | 18" China Ball Bracket W/ E27 Socket |
| KS-183 | 112 | 1/4"-m-10-3/8"m Threaded Screw Adapter For Tripod / Monopod |
| KS-184 | 116 | 1/4"-20 Screw W/ Flat Head And D Ring |
| KS-185 | 117 | Camera Wrist Strap W/ 1/4"-20 Screw |
| KS-186 | 185 | Round Stud 3/8"-16F & 3/8"-16F |
| KS-187 | 118 | Hex Socket Cap 3/8"-16 Screw |
| KS-188 | 244 | Data Cable Anchor Adapter |
| KS-190 | 24 | Sliding Arm |
| NEW KS-1901 | 120 | Stainless Steel T-nut W/ M10 Thread |

| Code | Page | Description |
|---------------------|------|---|
| NEW KS-1902 | 120 | Stainless Steel T-nut W/ M12 Thread |
| KS-191 | 179 | 5/8" Stainless Steel Tube |
| NEW KS-1912T | 120 | Stainless Steel T-nut W/ 1/2"-13 Thread |
| KS-192 | 120 | Eye Bolt W/ Aluminum Knob |
| KS-193 | 116 | Slotted Countersunk Head 1/4"-20 Screw |
| NEW KS-1938T | 120 | Stainless Steel T-nut W/ 3/8"-16 Thread |
| KS-194 | 116 | Slotted Countersunk Head 3/8"-16 Screw |
| KS-195 | 97 | Extension Arm (length: 19.5cm) |
| KS-196 | 116 | Slotted Countersunk Head 3/8"-16 Screw |
| KS-197 | 142 | 1/4"-20 Hex Socket Cap Screw 6.3mm Length (Set For 6) |
| KS-198 | 190 | 1-14T Hex Cap Bolt & Nut |
| KS-199 | 98 | Multifunctional V-mount Battery Bracket Set |
| KS-200 | 107 | Adapter 28mm / 16mm Stud |
| KS-201 | 105 | Junior To Baby Adapter (1-1/8" Female To 5/8" Female) |
| KS-202B | 107 | Double End TVmp Spigot W/ 17mm Receiver - Black |
| KS-203 | 61 | Cuculoris Handle |
| KS-205 | 123 | Connecting Clamp Set |
| KS-206 | 113 | Round Plate W/ 3/8"-16 Female Thread |
| KS-207 | 109 | Swivel Junior Receiver Adapter |
| KS-208 | 116 | Hex Bolt 3/8"-16 |
| KS-209 | 117 | 1/4"-20 Female Threaded T- Knob |
| KS-210 | 223 | Balance Adjustment Bracket |
| KS-211 | 224 | L-shape Top Hook For Telescopic Operating Pole |
| KS-212 | 223 | Spigot Adapter 5/8" M To 1-1/8"F |
| KS-214 | 223 | Spigot Adapter 5/8" F To 1-1/8"F |
| KS-215 | 223 | Stirrup Head (Dia. 50mm Tube) - Silver |
| KS-215B | 223 | Stirrup Head (Dia. 50mm Tube) - Black |
| KS-216 | 184 | 2" Tow Hook Stud |
| KS-220 | 117 | Aluminum Round Knob W/ M6 Female Threaded |
| KS-225 | 57 | 16mm Dia Tube Length 40" (100cm) - Silver |
| KS-229 | 246 | Monitor Mounting Plate W/ Baby Pin |
| KS-230 | 148 | Steadicam Stand Tray |
| KS-231 | 124 | Quick Release Adapter W/ Plate (14.7x 16.2cm) |
| KS-232 | 124 | Quick Release Adapter W/ Plate (18.5x 21.5cm) |
| KS-233 | 117 | Aluminum T Knob 3/8"-16 Male Thread X 25mm |
| KS-235 | 107 | Speaker Adapter |
| KS-236 | 184 | Trailer Hitch Adapter |
| KS-237 | 146 | Easylink: Easyrig Frog Clip Bracket |
| NEW KS-238 | 151 | Low Mode Bracket 3/4" Adapter (Set Of 3) |
| KS-239 | 102 | 5/8" Stud W/ 1/4"-20m Thread (7mm) |
| KS-240 | 186 | Headrest Mounting Bracket |
| KS-241 | 261 | china Ball Bracket 24" W/ E27 |
| KS-241PL | 261 | 24" Paper Lantern (Set For 5) |
| KS-242 | 261 | China Ball Bracket 24" W/ E40 |
| KS-2439C | 189 | Mini L-cheese-plate 2.4"(6cm)x 3.9"(10cm) W/ Camera Bracket |
| KS-2439CS | 189 | Car Seat To Cheese Plate Camera Mount |
| KS-2439L | 189 | Mini L-Cheese-plate 2.4"(6cm)x 3.9"(10cm) W/ 3/8" & 1/4" Hole |
| NEW KS-244 | 152 | Speed Rail Shim (2"-35mm) (Set of 2) |
| KS-245 | 57 | 16mm Dia Tube Length 20" (50cm) - Silver |
| KS-247 | 149 | Steadicam Tilt Dock Adapter |
| KS-248 | 147 | Docking Attachment For Easyrig Stabilizers |
| KS-249 | 147 | Safety Attachment For Easyrig Stabilizer |
| KS-250 | 147 | Umbrella Holder For Easyrig Stabilizer |
| NEW KS-251K | 152 | Steadicam Hard Mount Kit W/ PE Cutting Foam |
| KS-252 | 150 | Steadicam Sled Docking Holder Baby Receiver |
| KS-253 | 76 | Column Arm |
| KS-254 | 148 | Steadicam Docking Bracket |
| KS-255 | 148 | Vest Holder |
| KS-256 | 190 | Mitchell Cheese Plate To 5/8" (16mm) Adapter |
| KS-257 | 152 | Speed Rail Shim |
| KS-258 | 190 | Mitchell Round Mounting Plate W/ 1-1/8"(28mm) Junior Receiver |
| KS-259 | 45 | Gimbal Docking Bracket |
| KS-260 | 190 | Mitchell Round Mounting Plate & Receiver For 1-1/2" Schedule |
| KS-261 | 150 | Steadicam To Hand Held Camera Adapter |
| KS-262 | 151 | Steadicam High / Low Mode Bracket Set |
| KS-264 | 151 | Arm Post |
| KS-265 | 150 | Waterproof Arm Sleeve Cover For Steadicam |
| KS-266 | 194 | Aluminum Round Knob 3/8"-20 |
| KS-267 | 145 | Ring Nut 1/4"-20 Steel - Black |
| KS-268 | 145 | Ring Nut 3/8"-16 Steel - Black |
| KS-269 | 145 | Ring Nut 1/4"-20 X 12mm |
| KS-270 | 140 | V-lock Wedge |
| KS-271 | 140 | V-lock Base |
| KS-272 | 140 | V-lock Extension Handle |
| KS-273 | 140 | V-lock Set |
| KS-274 | 140 | V Mount Battery Belt Clip Mounting Plate |
| KS-275 | 140 | Dual V-lock Adapter |
| KS-276 | 144 | Tube Mounting Coupler W/ V Mount Battery Adapter |
| KS-277 | 220 | Space Light Skirt Mounting Bracket |
| NEW KS-278 | 187 | Cheese Plate Baby Adapter |
| NEW KS-279 | 218 | Linchpin Set (Set Of 3) |
| KS-280 | 144 | Press Snap Clip W/ 1/4"-20 Female Thread |
| KS-281 | 144 | Catch & Release Clip Set |
| KS-282 | 144 | Mounting Coupler For Dia.25-30mm |
| KS-283 | 167 | Aluminum Alloy Carabiners |
| NEW KS-284K | 119 | Set Screw (1/4"-20 & 3/8"-16) Assortment Kit |
| KS-285 | 245 | Double Plate (Quick Release Plate For ARCA-SWISS & RC2) |
| KS-286 | 101 | 16mm Baby Pin W/ Screw For Wood |
| NEW KS-288 | 116 | 3/8"-16 X 5/8" Stainless Steel Hex Head Screw |
| NEW KS-289 | 116 | 3/8"-16 X 5/8" Stainless Steel Hex Socket Button Head Screw |
| KS-290 | 119 | 1/4"-20 Stainless Steel Wing Nut |
| KS-291 | 119 | 3/8"-16 Stainless Steel Wing Nut |
| KS-292 | 119 | M4 Knurled Shoulder Steel Thumb Screw |
| KS-293 | 119 | 3/8"-16UNC X 1-1/4" Stainless Hex Flat Head Screw Set (5pcs) |
| KS-294 | 119 | 1/4"-20 Stainless Steel Hex |

| Code | Page | Description |
|-------------------|------|---|
| KS-295 | 119 | M3x18mm Stainless Steel Hex Socket Cap (Set Of 5) |
| KS-296 | 119 | M6x16mm Stainless Steel Hex Socket Cap (Set Of 7) |
| KS-297 | 119 | M8x18mm Stainless Steel Hex Socket Cap (Set Of 5) |
| KS-298 | 119 | 3/8"-16 Stainless Steel Hex Socket Cap Screw 50.8mm(l) (Set Of 2) |
| KS-301B | 244 | Aluminum Table For Laptops & Projector W/ Non-slip Pad |
| KS-302 | 244 | Hard Drive Holder For Ks-300 |
| KS-303B | 242 | Tethermate For Mac Book 17" |
| KS-304 | 243 | NON-slip Pad For Tethermate |
| KS-305B | 242 | Tethermate For Imac |
| KS-306B | 243 | Hard Drive Holder |
| KS-307 | 244 | Multi-fuction Tray |
| KS-308 | 247 | Monitor Arm W/ Baby Receiver |
| KS-309 | 243 | Mouse Pad |
| KS-310B | 243 | Screen Sunshade |
| KS-311B | 243 | Side Table For Mouse |
| KS-312B | 242 | Tethermate For Mac Book 15" |
| KS-3139L | 189 | Midi L-cheese-plate 3.1"(8cm)x 3.9"(10cm) W/ 3/8" & 1/4" Hole |
| KS-314B | 244 | V-mount Battery Holder For Tethermate |
| KS-315B | 243 | Cup Holder For Tethermate |
| KS-317 | 243 | Data Cable Anchor Port |
| NEW KS-319 | 106 | ARCA Swiss Type Base For Tethermate |
| KS-320 | 58 | Boom Grip (pole Holder) |
| KS-325 | 133 | Tilt Head For Monopods W/ Quick Release Mounting Plate |
| NEW KS-327 | 114 | Nylon E27 Lamp Holder |
| NEW KS-332 | 146 | Pipe To Easyrig T Bracket |
| NEW KS-334 | 146 | Pipe To Easyrig Coupler (Set Of 2) |
| NEW KS-340 | 186 | Connecting Set For Headset Mounting Bracket |
| KS-341 | 130 | 1/4"-20 Male Tip For Rock's Arm |
| KS-342 | 130 | 3/8"-16 Male Tip For Rock's Arm |
| KS-343 | 130 | 1/4"-20 Male Anti-slip Tip For Rock's Arm |
| KS-344 | 130 | 3/8"-16 Arri Style Anti-rotation Tip For Rock's Arm |
| KS-345 | 115 | Painters Pole Adapter |
| KS-346 | 130 | 5/8" (16mm) Baby Stud For Rock's Arm |
| KS-347 | 130 | 5/8" (16mm) Hex Stud For Rock's Arm To Super Super Convi Clamp |
| KS-348 | 130 | 5/8" (16mm) Female Tip For Rock's Arm |
| KS-350 | 245 | Auto Hand Sanitizer Dispenser W/ Stand Top (16mm) Mounting |
| KS-359B | 243 | Pencil Tray For Tethermate |
| NEW KS-360 | 118 | Universal Rubber Feet Pad W/ 3/8"-16x13mm Thread (Set Of 3) |
| NEW KS-361 | 116 | Stainless Steel Slotted Cross Head 3/8"-16mm Screws (Set Of 5) |
| NEW KS-362 | 116 | Stainless Steel Slotted Pan Head 3/8"-16mm Screws (Set Of 5) |
| NEW KS-366 | 114 | Rubber Costed Magnet W/ 1/4"-20 Male Thread |
| NEW KS-370 | 183 | Round Body Starter With 3/8" Male Thread (Set Of 2) |
| NEW KS-372 | 183 | Mini Flat Body Starter With 3/8" Male Thread (Set Of 2) |
| NEW KS-374 | 183 | Body Starter With 3/8" Male Thread (Set Of 2) |
| NEW KS-376 | 183 | Uni-body Starter With 3/8" Male Thread |
| NEW KS-377 | 183 | Uni-body Pinch Clamp Die-down |
| NEW KS-378 | 183 | Wideuni-body Starter With 3/8" Male Thread |
| NEW KS-379 | 183 | Wide Uni-body Pinch Clamp Die-down |
| NEW KS-382 | 183 | Single Uni-body With 1-1/4" Starter |
| NEW KS-384 | 183 | Single Uni-body With 1-1/2" Starter |
| KS-3922 | 189 | Mini Mounting Plate |
| KS-396 | 135 | Super Knuckle Die Casting Shell W/ Locking Knob |
| KS-399 | 134 | 6" Double Socket Arm W/ Knob |
| KS-402 | 135 | Gopro Holder W/ Dia. 26mm Ball |
| KS-403 | 135 | Dia. 26mm Ball W/ 1/4"-20 Female Thread |
| KS-404 | 135 | Dia. 26mm Ball W/ 1/4"-20 Male Thread |
| KS-405 | 135 | Silicon Sleeve For Super Knuckle Arm (Set Of 5) |
| KS-406 | 137 | Hex Stud Dia. 26mm Ball For KCP-700 |
| KS-407 | 137 | Dia. 26mm Ball W/ Cold Shoe Adapter |
| KS-408 | 136 | VESA Monitor Bracket W/ Dia. 26mm Ball |
| KS-409 | 136 | Dia. 26mm Ball W/ 1/4"-20 Female Thread Qr Bracket |
| KS-410 | 136 | Universal Tablet Holder W/ Dia. 26mm Ball |
| KS-411 | 136 | Universal Tablet Holder For Ipad Pro W/ Dia. 26mm Ball |
| KS-412 | 137 | Square Plate W/ Dia. 26mm Ball |
| KS-413 | 137 | *Aluminum Bar Mount W/ Dia. 26mm Ball |
| KS-415 | 138 | Dia. 26mm Ball W/ A 5/8"(16mm) Baby Receiver |
| KS-416 | 135 | Dia. 26mm Ball W/ Baby Pin |
| KS-417 | 135 | Dia. 26mm Ball W/ M6 Thread Male |
| KS-418 | 138 | Car Cup Holder W/ Dia. 26mm Ball X 4cm In Length |
| KS-419 | 137 | Dia. 26mm Ball For Super Convi Clamp & Cheese Plate |
| KS-420 | 135 | 3" Extension Arm W/ Double Dia. 26mm Balls |
| NEW KS-421 | 117 | Tablet Holder W/ Dia. 26mm Ball For Super Knuckle |
| NEW KS-422 | 138 | Dia. 26mm Ball W/ 1/4"-20 Female Thread 3"suction Cup |
| KS-423 | 137 | Round Plate Dia. 26mm Ball For Super Knuckle |
| KS-425 | 136 | Dia. 26mm Ball W/ 1/4"-20 Anti-Slip Screw |
| KS-426 | 136 | Dia. 26mm Ball W/ 3/8"-16 Anti-Rotation Screw |
| NEW KS-427 | 137 | Round Plate (dia. 61mm) Dia. 26mm Ball W/ AMPS Holes Pattern |
| NEW KS-440 | 138 | Dia. 26mm Ball Mount For Headrest Bar (For Dia.10-16mm) |
| NEW KS-441 | 135 | Dia. 26mm Ball With 1/4"-20 Screw & Detachable Arri Loacting Pin |
| NEW KS-466 | 137 | Rubber Coated Magnet W/ Dia. 26mm Ball For Super Knuckle |
| NEW KS-470 | 134 | Super Knuckle W/ Hex Baby Pin |
| NEW KS-472 | 134 | Super Knuckle W/ Baby Receiver |
| NEW KS-474 | 134 | Super Knuckle Die Casting Shell W/ Knob |
| KS-479 | 246 | Super Knuckle Vesa Mount Kit |
| KS-508 | 177 | 3" Aluminum Tube W/ Double 3/8" Female Thread |
| KS-510 | 251 | Padmate For Tablet 7" To 10" Detachable Arm W/ Baby Receiver |
| KS-512 | 248 | VESA Mounting Adapter 100/200 For Making 75/100 To 100/200 |
| KS-520 | 251 | Padmate Bracket For Turning Ipad To Video Camera |
| KS-524 | 250 | NON-VESA Monitor Bracket |
| KS-525 | 177 | 10" Aluminum Tube W/ Double 3/8" Female Threaded |
| KS-528 | 246 | LCD Monitor Vesa Mount W/ Gas Spring Arm |
| KS-529 | 246 | Gas Spring Arm Adapter For Super Convi Clamp |
| KS-529C | 246 | Half Coupler For Gas Spring Arm |
| KS-534 | 248 | VESA Mounting Adapter 300/400 Making 75/100 To 200/300/400 |
| KS-540 | 251 | Adjustable Tablet Holder W/ Lock For 7" To 10.1" |



| Code | Page | Description |
|--------------------|------|---|
| KS-5520 | 188 | 5.5"x 20" Rectangle Cheese Plate (Aluminum) |
| KS-570 | 251 | Tablet Holder W/ Baby Stud |
| NEW KS-575 | 251 | Aluminum Tablet Holder For 5.1"(130mm) - 9"(230mm) |
| KS-580 | 250 | iMac Stand Mount Adapter |
| KS-590 | 250 | iMac Truss Mount Clamp |
| KS-600B | 244 | Tether Arm |
| KS-6011 | 188 | 6"x 11" Rectangle Cheese plate (Aluminum) |
| KS-610 | 85 | Shaft Extension Adapter |
| NEW KS-612 | 186 | 30cm Cheese Bar Mounting Plate W/ 3/8"-16 Female Threaded |
| NEW KS-614 | 186 | 45cm Cheese Mounting Plate W/ 3/8"-16 & M5 Female Threaded |
| NEW KS-620 | 152 | Hard Mount Female Block For Steadicam Zephyr |
| NEW KS-640 | 115 | AMARAM P60C Yoke W/ V-lock Base & 3 Way Mount Baby Adapter |
| NEW KS-650 | 193 | Euro Mount Female To Mitchell |
| KS-657 | 194 | 75mm Mitchell To Bowl Adapter |
| KS-658 | 194 | 100mm Mitchell To Bowl Adapter |
| KS-659 | 194 | 150mm Mitchell To Bowl Adapter |
| KS-660 | 193 | Elemack Starter |
| NEW KS-660M | 193 | Elemack / Euro Starter (M12) |
| KS-661 | 193 | Double Ended Elemack / Euro Adapter |
| NEW KS-661M | 193 | Double Ended Elemack / Euro Adapter (W/ M12 Female Thread) |
| KS-662 | 193 | Elemack To Mitchell Adapter W/ Castlenut |
| KS-662M | 193 | Elemack To Mitchell Adapter W/ Castlenut (W/ M12 Female Thread) |
| KS-663 | 152 | Euro Mount Adapter (female) |
| KS-664 | 193 | 1-1/8"(28mm) Junior Pin To Elemack Adapter |
| NEW KS-664M | 193 | 1-1/8"(28mm) Junior Pin To Elemack Adapter (W/ M12 Female Thread) |
| KS-665 | 194 | Junior Pin To Cheese Plate Adapter |
| KS-666 | 195 | Paddle Mount |
| NEW KS-666M | 195 | paddle Mount (w/ M12 Female Thread) |
| NEW KS-667 | 193 | Elemack / Euro Female Adapter |
| KS-668 | 193 | Sunrise Adapter |
| NEW KS-669 | 195 | Euro Paddle Mount |
| NEW KS-670 | 195 | Euro Female Clamp To Pipe Clamp |
| NEW KS-671 | 196 | Flat Base Tripod Adapter (150/100mm) W/ Euro Adapter |
| KS-673 | 191 | Camera Riser Post 3" |
| KS-676 | 191 | Camera Riser Post 6" |
| KS-679 | 191 | Camera Riser Post 9" |
| KS-680 | 191 | Round Mitchell Plate W/ 3 Countersunk Holes |
| KS-681 | 192 | Camera Riser 3" (Mitchell To Mitchell) |
| KS-682 | 191 | Cheese Plate Mitchell Hi-hat |
| KS-683 | 191 | Round Mitchell Plate W/ 4 Countersunk Holes |
| KS-684 | 192 | Camera Riser 6" (Mitchell To Mitchell) |
| KS-685 | 192 | Camera Riser 12" (Mitchell To Mitchell) |
| KS-687 | 192 | Mitchell To Mitchell Riser W/ Pipe Clamp Adapter |
| KS-688 | 191 | 100mm Hi Hat W/ Cheese Plate |
| KS-689 | 190 | Mitchell Threaded Collar (Countersunk) |
| KS-690 | 190 | Mitchell Threaded Collar |
| KS-691 | 190 | Mitchell Castle Nut |
| KS-692 | 190 | Mitchell Threaded Collar W/ Castle Nut |
| KS-693 | 190 | Complete Mitchell Threaded & Castle Nut |
| KS-695 | 194 | Gimbal To Male Mitchell Tie Down Knob |
| NEW KS-696 | 194 | Mitchell Mount W/ 2" Coupler |
| KS-697 | 194 | Camera Tie Down |
| NEW KS-699 | 195 | Mitchell To Pipe Mount |
| KS-700 | 155 | Quick Release Safety Pin For Arri WCU-4 |
| KS-702 | 167 | Quick Release Safety Pin W/ Key Chain & Spring Hook |
| KS-704 | 155 | Monitor Bracket For Arri WCU-4 |
| KS-706 | 154 | Arri WCU-4 Monitor Mount And Docking Bracket |
| KS-707 | 154 | Tilta Nucleus-m Monitor Mount And Docking Bracket |
| KS-708 | 154 | Plain White Focus Ring For WCU-4 |
| KS-710 | 157 | Side Mount Bracket |
| NEW KS-711 | 149 | Dia. 1/2" Balance Stud (Set Of 2) |
| KS-712 | 155 | Rain Cover For Arri Wcu-4 |
| NEW KS-713 | 149 | Dia. 3/4" Balance Stud (Set Of 2) |
| NEW KS-714 | 149 | Front Docking Fork Dal. 45mm Opening |
| NEW KS-715 | 165 | 5" Monitor Hood / Sunshade: 17cm(L)x10cm(W)x12.5cm(H) |
| NEW KS-717 | 165 | 7" Monitor Hood / Sunshade: 13cm(L)x8.4cm(W)x10cm(H) |
| NEW KS-718 | 149 | Dia. 8mm Arm Hook |
| KS-722 | 157 | Assistant's Front Box Mount For Fluid Head |
| KS-724 | 157 | Front Box Bracket |
| KS-734 | 142 | Arri Rosette Bolt-on Mount (1/4"-20) |
| KS-736 | 142 | Arri Rosette Bolt-on Mount (M6) |
| KS-738 | 142 | Arri 3/8" Locating Pin To Arri Rosette (M6) Adapter |
| KS-7510 | 188 | 7.5"x 10" Rectangle Cheeseplate (Aluminum) |
| NEW KS-760 | 153 | Camera Cart Extension Acc. Dia. 8mm Stabilizer Arm Holder |
| NEW KS-762 | 153 | Camera Cart Extension Acc. Mouse Holder (150*150mm) |
| NEW KS-764 | 153 | Camera Cart Extension Acc. Keyboard Holder (474*204mm) |
| NEW KS-766 | 153 | Camera Cart Extension Acc. Front Box Holder For Max 6mm |
| NEW KS-768 | 153 | Steadicam Bumper Pad For Camera Cart |
| NEW KS-831 | 153 | Camera Docking Bracket |
| NEW KS-830 | 196 | Ladder Offset Camera Mount |
| NEW KS-832 | 195 | Pipe Clamp On Paddle |
| NEW KS-834 | 196 | 150mm Bowl Adapter |
| NEW KS-836 | 196 | Mitchell Adapter |
| NEW KS-838 | 196 | Euro Adapter |
| KS-CB01 | 133 | Camera Bracket |
| KS-CB02 | 133 | Quick Release Camera Plate |
| KS-CB03 | 132 | Mini Ball Head W/ Hot Shoe Adapter |
| KS-CB04 | 139 | Car Window Pod |
| KS-CB05 | 132 | Midi Ball Head |
| KS-CB07 | 132 | *Ball Head W/ Hot Shoe Mount |
| KS-CB09 | 132 | Mini Ballhead W/ 17mm Spigot (DABO) |
| KS-CB10 | 139 | *Car Window Mount With Midi Dia. 26mm Ball |
| KS-CB11 | 133 | 3.38" (8.6cm) Long Sliding Or Plate W/ 1/4" Screw |
| KS-CB12 | 133 | Rapid Connect Adapter W/ Sliding Mounting Plate |
| KS-CB13 | 131 | Arri Style 3/8"-16 Spacer For Vision Lock |

| Code | Page | Description |
|---------------------|------|---|
| KS-CB14 | 131 | Vision Lock Quick Release Mounting Set |
| KS-CB15 | 131 | Vision Lock W/ Arri Style 3/8"-16 Spacer |
| NEW KS-CB16 | 121 | Rubber Coated Magnet W/ Midi Dia. 26mm Ball |
| KSB-002 | 163 | Tool Belt |
| KSB-007 | 165 | Monitor Bag |
| KSB-010 | 163 | Utility Ac. Bag |
| NEW KSB-011 | 164 | Radio Chest Pack: 27cm X20cm X5cm |
| KSB-013 | 165 | Carrying Bag For Clapper Board Or Ipad Pro (12.9") |
| KSB-015 | 165 | Carrying Bag For Macbook Pro (15") |
| NEW KSB-025 | 164 | Clapperboard Bag |
| KSB-030 | 18 | Click Stand Bag (Small) L:90cm Allows To 4 Click Stands |
| KSB-036 | 18 | Snap Stand Bag (Big) L:110cm Allows To 3 Snap Stands |
| KSB-050 | 165 | Gel Roll |
| KSB-161 | 44 | Stand Bag For 161MB |
| KSC-03 | 174 | Suction Cup W/ 3/8"-16 Thread Stud |
| KSC-04 | 174 | Suction Cup W/ Fixed Baby Pin |
| KSC-05 | 174 | Suction Cup W/ Swiveling Adapter KS-103 |
| KSC-06 | 174 | Suction Cup W/ 3 Swivel Baby Pin |
| KSC-09 | 175 | Pumping Suction Cup W/ 51mm Tube (34.5cm) |
| KSC-10 | 175 | Suction Cup W/ Swiveling 16mm Baby Socket |
| KSC-100R | 176 | 10" Vacuum Suction Cup W/ Heavy Duty Camera Bracket |
| KSC-101 | 174 | 6" Vacuum Suction Cup W/ Compact Compact Camera Bracket |
| KSC-102 | 176 | 10" Vacuum Suction Cup W/ Cheese Plate |
| KSC-106 | 176 | 10" Vacuum Suction Cup W/ Cheese Plate & 1-1/2" Starter |
| KSC-106CP | 189 | Round Cheese Plate For 10" Suction Cup |
| KSC-12 | 175 | 6" Suction Cup W/ Fixed Baby Receiver |
| KSC-130 | 181 | Mini Camera Ball Leveling Head |
| NEW KSC-13R | 175 | 4.5" Suction Cup W/ 3/8"-16 |
| KSC-14 | 175 | 3" Suction Cup W/ 1/4"-20 Thread |
| KSC-140 | 181 | Universal Camera Ball Leveling Head |
| KSC-150 | 182 | Mini 4-way Leveling Camera Mount |
| KSC-16 | 175 | 3" Suction Cup W/ 16mm Baby Pin |
| KSC-160 | 182 | 4-way Leveling Camera Mount |
| KSC-170 | 182 | Mitchell 4-way Leveling Camera Mount |
| NEW KSC-175 | 180 | 70mm High Leveling Base |
| KSC-18 | 175 | Pumping Suction Cup W/ 51mm Tube (8cm) |
| KSC-19 | 175 | Pumping Suction Cup W/ 51mm Tube (25cm) |
| KSC-200 | 181 | Camera Wedge Plate |
| KSC-280K | 179 | Hostess Tray Kit |
| NEW KSC-300 | 182 | Euro To Mitchell 3-way Leveler |
| NEW KSC-320 | 183 | 4 Way Leveling Mitchell Camera Riser |
| NEW KSC-340 | 183 | 4 Way Leveling Euro Camera Riser |
| KSC-33 | 175 | *6" Suction Cup W/ Swivel Couler For 2" Tube |
| KSC-400K | 179 | Car Rig Shot Kit |
| KSC-430 | 178 | Car Mount Kit For Action Camera |
| KSC-60 | 178 | Camera Car Mount |
| KSC-PIN | 114 | Camera Support Adapter |
| NEW KSC-EV30 | 176 | Mini Electric Vacuum Pump For 10" Suction Cup |
| KSD-1680L | 255 | Sand Bag (Max. Load: 35lbs / 16kg) |
| KSD-1680M | 255 | Sand Bag (Max. Load: 25lbs / 11kg) |
| KSD-1680S | 255 | Sand Bag (Max. Load: 15lbs / 6kg) |
| KSD-1680XL | 256 | Sand Bag (Max. Load: 50lbs / 22kg) |
| KSD-77 | 256 | 77lbs (35kg) Sand Bag |
| KSF-15 | 257 | Shot Bag - 15lbs |
| KSF-25 | 257 | Shot Bag - 25lbs |
| KSF-30 | 257 | Shot Bag - 30lbs |
| KSJ-400P | 235 | Kupo Demo Kit |
| KSJ-500B | 260 | Stand Demo Rack |
| KSW-05 | 257 | Shot Bag-05 Lbs (wrap & Go) |
| KSW-10 | 257 | Shot Bag-10 Lbs (wrap & Go) |
| KT-056 | 217 | Strut Channel Adapter 1/2" Bolt |
| KT-057 | 217 | Strut Channel Adapter W/ Coupler For 2" Tube |
| KT-058 | 217 | Strut Channel Adapter 5/8" Male Pin |
| KT-1824BAG | 59 | Carrying Bag For 18"x24" Flags |
| KT-1824FBD | 59 | 18"x24" Full Frame Denim - Black |
| KT-1824FW | 59 | 18"x24" Full Frame Artificial Silk - White |
| KT-1824K | 59 | 18"x24" Open End Flag Kit |
| KT-1824ODBB | 59 | 18"x24" Open End Frame Double Bobbin Net - Black |
| KT-1824ODWB | 59 | 18"x24" Open End Frame Double Bobbin Net - White |
| KT-1824OQ | 59 | 18"x24" Open End Frame Quarter Silk |
| KT-1824OSBB | 59 | 18"x24" Open End Frame Single Bobbin Net - Black |
| KT-1824OSWB | 59 | 18"x24" Open End Frame Single Bobbin Net - White |
| KT-1824OW | 59 | 18"x24" Open End Frame Artificial Silk - White |
| KT-2436BAG | 59 | Carrying Bag For 24"x36" Flags |
| KT-2436FBD | 59 | 24"x36" Full Frame Denim - Black |
| KT-2436FW | 59 | 24"x36" Full Frame Artificial Silk - White |
| KT-2436K | 59 | 24"x36" Open End Flag Kit |
| KT-2436ODBB | 59 | 24"x36" Open End Frame Double Bobbin Net - Black |
| KT-2436ODWB | 59 | 24"x36" Open End Frame Double Bobbin Net - White |
| KT-2436OQ | 59 | 24"x36" Open End Frame Quarter Silk |
| KT-2436OSBB | 59 | 24"x36" Open End Frame Single Bobbin Net - Black |
| KT-2436OSWB | 59 | 24"x36" Open End Frame Single Bobbin Net - White |
| KT-2436OW | 59 | 24"x36" Open End Frame Artificial Silk - White |
| KT-3636TF | 60 | 36"x36" Top Hinge Floopy Full Frame - Black |
| KT-4848TF | 60 | 48"x48" Top Hinge Floopy Full Frame - Black |
| KT-S300S6 | 217 | Strut Channel |
| KT-S300SH | 217 | Strut Channel |
| KTHN013-4 | 285 | 16A / 3P CEE Connector |
| KTHN414 | 286 | 16A / 4P CEE Connector Panel Female, 380V / Red |
| KTHS-0306 | 221 | Stirrup 3-6 Feet (90-180cm) |
| KTHS-0408 | 221 | Stirrup 4-8 Feet (120-240cm) |
| KTHS-0510 | 221 | Stirrup 5-10 Feet (150-300cm) |
| KTHU-0306 | 221 | Universal Head 3-6 Feet (90-180cm) |
| KTHU-0408 | 221 | Universal Head 4-8 Feet (120-240cm) |
| KTHU-0510 | 221 | Universal Head 5-10 Feet (150-300cm) |

NEVER LET GO

grip.com.tw

Vol.2022.07

KUPO CO., LTD (Headquarters)
Tel : +886-2-2999-1906
Fax: +886-2-2999-1955
E-mail: grip@kupo.com.tw

6F, No 4, Lane 609, Section 5, Chung Shin Road, San Chung District,
New Taipei City 24159, Taiwan

Kupo Shanghai (Branch office)
Tel : +86-21-5677-9636
Fax: +86-21-5677-9218

Note: Whilst every effort has been made to ensure the accuracy of the information/material contained within this catalogue, Kupo does not accept any liability for errors or omissions. Specifications and technical data are provided for guidance purposes only. To improve products, we reserve the right to make any variation in design or construction to the equipment description without prior notice.



Digital Catalogue

